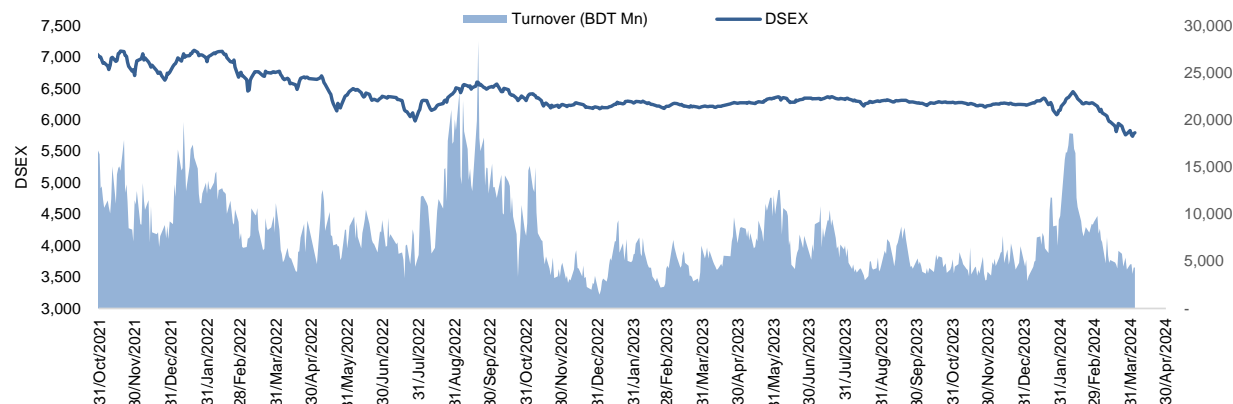


Daily Market Update

The market closed in green today. The benchmark index DSEX (+0.35%) gained 20.05 points and closed at 5,796.12. The blue-chip index DS30 (+0.04%), the Shariah-based index DSES (+0.74%), and the large-cap index CDSET (+0.28%) closed at 2,014.93, 1,266.41, and 1,098.73 points, respectively. Most of the large-cap sectors posted positive performance today. NBF1 booked the highest gain of 1.34% followed by Pharmaceutical (+0.64%), Fuel & Power (+0.14%), Food & Allied (+0.06%), Telecommunication (+0.03%), Bank (-0.15%), and Engineering (-0.22%), respectively. Block trades contributed 12.4% of the overall market turnover. Malek Spinning Mills Ltd. (-1.0%) was the most traded share with a turnover of BDT 203 million.



Index	Closing	Opening	Point Δ	%Δ	YTD %Δ
DSEX	5,796.12	5,776.08	+20.05	+0.35%	-7.2%
DS30	2,014.93	2,014.14	+0.79	+0.04%	-3.8%
DSES	1,266.41	1,257.16	+9.24	+0.74%	-7.2%
CDSET	1,098.73	1,095.68	+3.05	+0.28%	-8.7%

	Advanced	Declined	Unchanged	Total
All Category	222	113	62	397
A Category (Equity)	123	70	42	235
B Category (Equity)	67	28	10	105
N Category (Equity)	1	1	2	4
Z Category (Equity)	31	14	8	53
Mutual Funds	8	9	20	37
Corporate Bonds	1	1	0	2
Treasury Bonds	3	0	0	3

* Based on Traded Scripts

	Today	Last Day	Daily %Δ	
Mcap	Mn BDT	6,799,086	6,785,844	+0.2%
	Mn USD	61,810	61,689	
Turnover	Mn BDT	4,368	4,340	+0.6%
	Mn USD	40	39	
Volume	Mn Shares	146	116	+25.8%
No. of Trade	121,725	114,613	+6.2%	

* Average Interbank Exchange Rate is BDT 110.00 as of Apr 04, 2024

Fahim Hassan Research Analyst (880) 1709636546 fahim.hassan@bracepl.com	Foysal Ahmed Research Associate (880) 1708805201 foysal.ahmed@bracepl.com
-----------------------------------------------------------------------------------------	-------------------------------------------------------------------------------------------

Figure: Sectorial Turnover (BDT Mn)

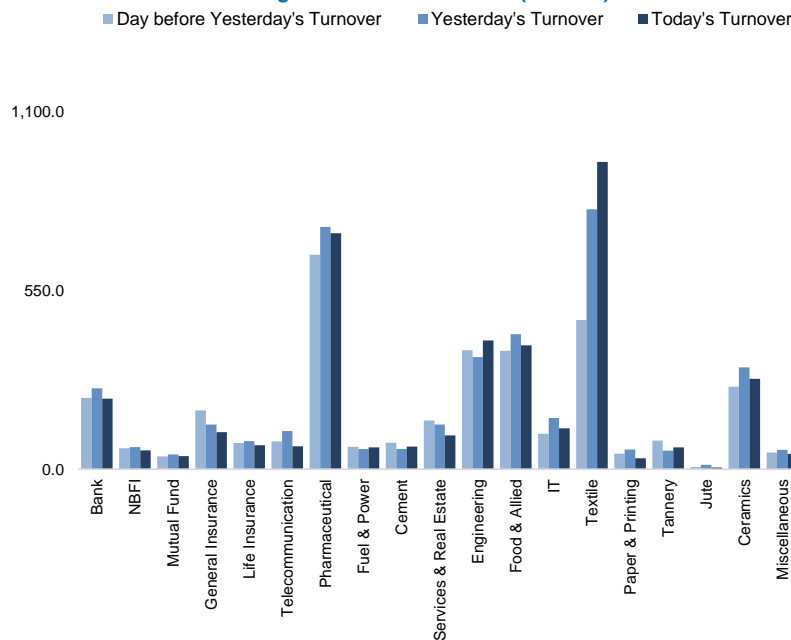
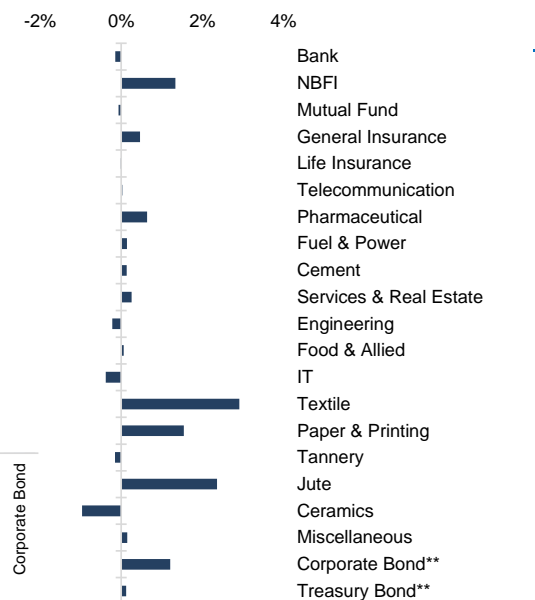


Figure: Sectorial Mcap Change



Market PE 16.2x

Market PB 1.4x

* Market P/E and P/BV calculation excludes Mutual Fund, Life Insurance, and NBL

Sector Index	Closing	Opening	Points Δ	%Δ	No. of Companies	Mcap (BDT Mn)	% of Total Mcap	Turnover (BDT Mn)	% of Total Turnover	PE	PB	Top Twenty Market Cap	Mcap (BDT Mn)	% of Total Mcap	Turnover (BDT Mn)	PE	PB	
Bank	1,418	1,420	-2.11	-0.15%	36	668,073	9.8%	216.7	5.7%	11.7x	0.7x	GP	324,342	8.3%	28.8	9.8x	4.9x	
NBFI	1,301	1,284	+17.17	+1.34%	23	124,279	1.8%	58.0	1.5%	NM	NM	BATBC	217,296	5.5%	29.1	12.2x	4.1x	
Mutual Fund	714	714	-0.48	-0.07%	37	33,359	0.5%	40.3	1.1%	NM	0.6x	WALTONHIL	204,325	5.2%	1.5	18.4x	2.0x	
General Insurance	3,390	3,374	+15.75	+0.47%	43	97,725	1.4%	113.8	3.0%	17.8x	1.5x	SQURPHARMA	193,069	4.9%	56.9	9.8x	1.6x	
Life Insurance	2,092	2,092	-0.20	-0.01%	15	55,620	0.8%	73.6	1.9%	NM	NM	ROBI	140,900	3.6%	33.4	44.1x	2.1x	
Telecommunication	4,213	4,212	+1.23	+0.03%	3	487,670	7.2%	70.2	1.8%	12.7x	3.3x	BEXIMCO	103,842	2.7%	0.0	NM	1.2x	
Pharmaceutical	3,352	3,331	+21.26	+0.64%	33	635,776	9.4%	725.9	19.0%	17.3x	1.9x	RENATA	88,202	2.3%	3.8	41.7x	2.8x	
Fuel & Power	1,318	1,316	+1.89	+0.14%	23	338,374	5.0%	67.1	1.8%	24.6x	0.8x	UPGDCL	83,998	2.1%	1.3	12.3x	2.7x	
Cement	2,453	2,449	+3.35	+0.14%	7	116,972	1.7%	69.8	1.8%	16.3x	2.4x	BERGERPBL	82,553	2.1%	2.3	25.4x	6.1x	
Services & Real Estate	1,692	1,688	+4.39	+0.26%	9	93,306	1.4%	103.8	2.7%	23.6x	0.7x	LHBL	78,973	2.0%	47.1	13.3x	3.6x	
Engineering	3,309	3,316	-7.33	-0.22%	42	383,114	5.6%	396.2	10.4%	17.4x	1.3x	BRACBANK	63,871	1.6%	7.6	8.4x	1.0x	
Food & Allied	17,936	17,925	+11.12	+0.06%	21	329,103	4.9%	380.8	10.0%	17.1x	5.4x	ISLAMIBANK	52,486	1.3%	0.0	8.5x	0.7x	
IT	2,878	2,889	-11.04	-0.38%	11	38,006	0.6%	125.9	3.3%	31.6x	2.5x	BXPBARMA	52,240	1.3%	22.5	10.6x	1.2x	
Textile	1,422	1,381	+40.30	+2.92%	58	143,321	2.1%	944.9	24.7%	NM	1.0x	BEACONPHAR	49,642	1.3%	54.9	75.1x	7.8x	
Paper & Printing	9,065	8,927	+137.88	+1.54%	6	40,956	0.6%	33.2	0.9%	60.1x	2.0x	ICB	49,174	1.3%	0.5	NM	1.1x	
Tannery	2,634	2,638	-4.06	-0.15%	6	28,897	0.4%	67.1	1.8%	38.1x	2.7x	DUTCHBANGL	41,211	1.1%	0.4	7.5x	0.9x	
Jute	18,072	17,654	+417.85	+2.37%	3	4,137	0.1%	5.4	0.1%	NM	NM	BESTHLDNG	38,662	1.0%	43.4	29.3x	0.7x	
Ceramics	612	617	-5.94	-0.96%	5	27,415	0.4%	277.8	7.3%	41.4x	1.6x	UNILEVERCL	38,628	1.0%	0.3	40.2x	16.4x	
Miscellaneous	4,450	4,443	+6.76	+0.15%	15	242,094	3.6%	47.2	1.2%	39.3x	1.9x	EBL	32,354	0.8%	13.3	5.3x	0.8x	
Corporate Bond**	4,403	4,350	+52.73	+1.21%	16	43,163	0.6%	0.3	0.0%	NM	NM	POWERGRID	30,861	0.8%	0.6	NM	0.3x	
Treasury Bond**	76	76	+0.09	+0.12%	237	2,853,546	42.1%	6.1	0.2%	NM	NM							

Top Ten Gainers	Close Price (BDT)	Δ%	Turnover (BDT Mn)	PE	PB	Top Twenty Free Float Mcap	Free Float Mcap (BDT Mn)	% of Total Free Float Mcap	PE	PB	Most Traded Share	Close Price (BDT)	Δ%	Turnover (BDT Mn)	PE	PB
CNATEX	7.7	+10.0%	27.1	19.3x	NM	SQURPHARMA	121,789	7.0%	9.8x	1.6x	MALEKSPIN	37.9	-1.0%	203.5	16.8x	0.7x
METROSPIN	21.2	+9.3%	48.0	NM	1.4x	BATBC	74,086	4.3%	12.2x	4.1x	SPCERAMICS	42.8	-5.5%	184.8	NM	1.4x
ALIF	11.0	+8.9%	19.5	33.3x	0.7x	BEXIMCO	69,196	4.0%	NM	1.2x	AIL	110.3	+3.3%	175.7	52.5x	4.5x
VFSTDL	17.2	+8.9%	28.2	34.3x	0.9x	RENATA	68,042	3.9%	41.7x	2.8x	CENTRALPHL	26.7	-3.6%	152.0	NM	4.9x
DSSL	12.9	+8.4%	23.5	36.9x	0.7x	BXPBARMA	45,564	2.6%	10.6x	1.2x	LOVELLO	59.6	+2.4%	144.9	55.2x	4.8x
FAMILYTEX	3.9	+8.3%	3.6	NM	0.3x	GP	38,700	2.2%	9.8x	4.9x	ASIATICLAB	43.0	-1.6%	107.4	22.7x	0.8x
QUEENSOUTH	17.3	+8.1%	13.9	45.2x	1x	BEACONPHAR	34,036	2.0%	75.1x	7.8x	ORIONINFU	504.7	-1.4%	88.4	NM	34.7x
KTL	17.7	+7.9%	40.0	36.1x	1.0x	ISLAMIBANK	33,649	1.9%	8.5x	0.7x	FUWANGCER	23.9	-2.0%	83.9	88.5x	2.0x
RINGSHINE	4.9	+6.5%	1.3	NM	NM	BRACBANK	30,964	1.8%	8.4x	1.0x	GOLDENSON	19.5	-2.5%	82.1	NM	1.0x
ZAHEENSPIN	8.5	+6.3%	4.3	NM	1.7x	LHBL	28,853	1.7%	13.3x	3.6x	MAKSONSPIN	14.3	+4.4%	65.6	NM	1.0x

Top Ten Losers	Close Price (BDT)	Δ%	Turnover (BDT Mn)	PE	PB	Top Twenty Free Float Mcap	Free Float Mcap (BDT Mn)	% of Total Free Float Mcap	PE	PB	Block Trade	Maximum Price (BDT)	Minimum Price (BDT)	No. of Trade	Quantity ('000)	Turnover (BDT Mn)
ACMEPL	22.2	-6.7%	65.6	23.1x	1.2x	PUBALIBANK	18,457	1.1%	4.7x	0.6x	PRIMEBANK	21.6	21.1	4.0	9,000	193.40
NTC	413.5	-5.6%	1.5	NM	NM	CITYBANK	18,190	1.0%	4.4x	0.7x	FINEFOODS	188.0	170.0	8.0	509	92.07
SPCERAMICS	42.8	-5.5%	184.8	NM	1.4x	OLYMPIC	16,818	1.0%	18.6x	3.1x	AIL	108.0	99.1	9.0	570	58.77
EBL1STMF	5.0	-3.8%	0.5	NM	0.5x	ROBI	15,714	0.9%	44.1x	2.1x	RELIANCE1	15.7	15.3	3.0	2,270	35.12
CENTRALPHL	26.7	-3.6%	152.0	NM	4.9x	BSRMLTD	14,210	0.8%	4.5x	0.6x	MTB	15.3	15.3	3.0	1,646	25.19
BDTHAI	22.7	-3.4%	35.0	NM	0.8x	BESTHLDNG	14,098	0.8%	29.3x	0.7x	EGEN	31.5	30.0	4.0	682	21.45
TAKAFULINS	37.2	-3.4%	0.0	26.6x	2.0x	PRIMEBANK	13,962	0.8%	5.3x	0.7x	LOVELLO	56.0	55.0	4.0	310	17.20
MIRACLEIND	38.1	-3.1%	12.3	NM	2.3x	UPGDCL	13,547	0.8%	12.3x	2.7x	BSRMLTD	89.9	89.9	1.0	100	8.99
BIFC	6.5	-3.0%	0.0	NM	NM	SUMITPOWER	13,369	0.8%	11.9x	0.6x	AGNISYSL	29.9	29.0	3.0	263	7.66
ICBSONAL1	9.8	-3.0%	7.8	NM	1.4x						MALEKSPIN	37.8	37.8	2.0	200	7.56

* NBFI Sector PE calculation methodology has been modified to reflect positive earnings only.

** The base of the Bond Index starts at 100, starting from Jan 13, 2022

Similarly, Treasury Bond Index starts at 100, starting from Oct 10, 2022

Block Trade	Maximum Price (BDT)	Minimum Price	Turnover (BDT Mn)	Quantity ('000)	No. of Trade
PRIMEBANK	21.6	21.1	193.4	9,000	4
FINEFOODS	188.0	170.0	92.1	509	8
AIL	108.0	99.1	58.8	570	9
RELIANCE1	15.7	15.3	35.1	2,270	3
MTB	15.3	15.3	25.2	1,646	3
EGEN	31.5	30.0	21.5	682	4
LOVELLO	56.0	55.0	17.2	310	4
BSRMLTD	89.9	89.9	9.0	100	1
AGNISYSL	29.9	29.0	7.7	263	3
MALEKSPIN	37.8	37.8	7.6	200	2
PARAMOUNT	57.5	57.5	7.5	130	1
SONALIPAPR	495.0	495.0	6.4	13	1
AL-HAJTEX	153.0	152.0	5.4	36	4
NHFIL	36.0	36.0	5.2	144	1
ORIONINFU	501.0	492.0	5.0	10	2
AIBL1STIMF	9.8	9.8	4.9	500	1
BESTHLDNG	40.0	33.2	3.9	111	3
PTL	76.0	74.1	3.7	49	3
GP	240.5	240.5	3.6	15	2
ALARABANK	21.6	21.6	3.5	160	1
NAVANAPHAR	78.9	78.9	3.2	40	1
EIL	38.5	37.3	3.1	82	2
Total			543.4		83

Upcoming Corporate Events

DSE Ticker	Right Share	Dividend		Event	Date
		Stock	Cash		
DBH		0.0%	15%	Record Date	9-Apr-24
ACMEPL		0.0%	0%	Record Date	22-Apr-24
CITYBANK		10.0%	15%	Record Date	24-Apr-24
AGRANINS		0.0%	12%	Record Date	24-Apr-24
IPDC		5.0%	5%	Record Date	24-Apr-24
RECKITBEN		0.0%	550%	Record Date	25-Apr-24
CENTRALINS		0.0%	12%	Record Date	30-Apr-24
PARAMOUNT		0.0%	10%	Record Date	6-May-24
BRACBANK		10.0%	10%	Record Date	7-May-24
ICBIBANK		0.0%	0%	Record Date	9-May-24

Important DSE News

ACMEPL

The Board of Directors has recommended 0.10% cash dividend for the year ended June 30, 2023. Date of AGM: 10.06.2024, Time: 11:30 AM, Venue: Hybrid System at Doyarampur, Tarakanda, Mymensingh (Registered office of the company). Record Date: 22.04.2024. The Company has reported EPS of Tk. 0.96, NAV per share of Tk. 18.35 and NOCFPS of Tk. 0.52 for the year ended June 30, 2023 as against Tk. 1.51, Tk. 17.99 and Tk. 1.47 respectively for the year ended June 30, 2022

PARAMOUNT

The Board of Directors has recommended 10% Cash Dividend for the year ended December 31, 2023. Date of AGM: 26.06.2024, Time: 11:00 AM, Venue: Hybrid System, Presence at Emmanuelle's Party Center, House 08, Road 135, Gulshan 01, Dhaka 1212. Link of AGM: <https://agmbd.live/paramount2024>. Record Date: 06.05.2024. The Company has also reported EPS of Tk. 1.73, NAV per share of Tk. 26.56 and NOCFPS of Tk. 1.54 for the year ended December 31, 2023 as against Tk. 1.87, Tk. 25.81 and Tk. 3.16 respectively for the year ended December 31, 2022

BEXIMCO

The company has informed that Bangladesh Securities and Exchange Commission gave its consent to Bangladesh Export Import Company Limited ("Beximco Ltd.") on 03rd April 2024 for issuance of Unsecured, Non-Convertible, Redeemable Beximco 1st Unsecured Zero-Coupon Bond of BDT 26,250,000,000. Name of the bond shall be Beximco 1st Unsecured Zero-Coupon Bond.

It is further informed that the purpose of issuance of Beximco 1st Unsecured Zero-Coupon Bond is (a) to repay the existing bank loans of Beximco Ltd.; and (b) to provide loan to the Developer i.e. Sreepur Township Limited, for development of Mayanagar project. Aggregate face value and aggregate issue price of Beximco 1st Unsecured Zero-Coupon Bond are BDT 26,250,000,000 and 15,000,000,000 respectively.

SHAHJABANK

The company has informed that the Board of Directors of Shahjalal Islami Bank PLC has decided to purchase a land measuring 15.86 Katha at Sector-04, Road No-226, Plot No. 33, Purbachal New Town at a cost of BDT 24,58,30,000 (Twenty Four Crore Fifty Eight Lac and Thirty Thousand) only excluding the Registration cost and other related expenses subject to approval from Bangladesh Bank. The purpose of the purchasable land is for further extension of Head Office of the Bank.

Disclaimer: This report has been prepared by BRAC EPL Stock Brokerage Ltd and is provided for information purposes. It is not, under any circumstances, to be used or considered as an offer to sell, or a solicitation of any offer to buy. Reasonable care has been taken to ensure that the information is not untrue and misleading. BRAC EPL Stock Brokerage Ltd makes no representation or warranty as to the accuracy or completeness of such information. All opinions and estimates included in this report constitute our judgment as of this date and are subject to change without notice.