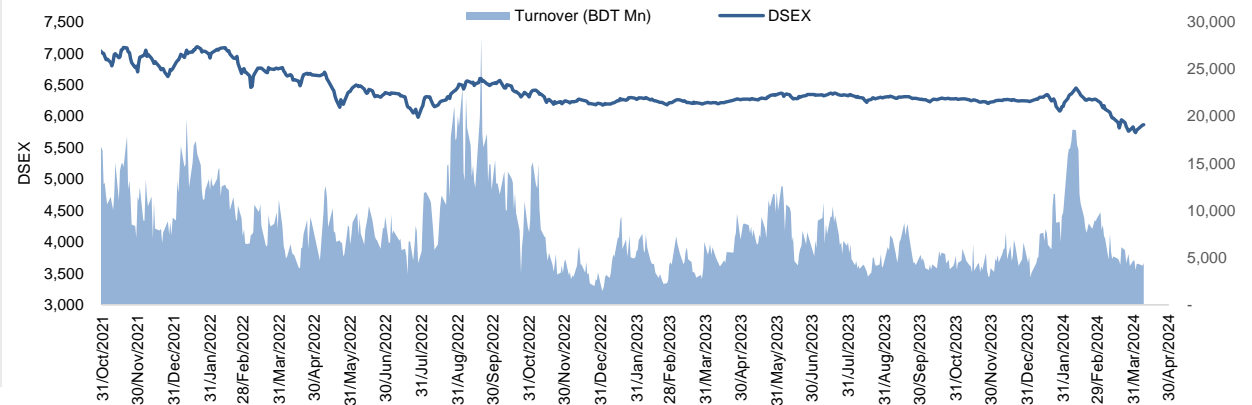


Daily Market Update

The market closed in green today. The benchmark index DSEX (+0.07%) gained 3.85 points and closed at 5,864.09. The blue-chip index DS30 (-0.05%), the Shariah-based index DSES (+0.10%), and the large-cap index CDSET (-0.17%) closed at 2,032.37, 1,282.30, and 1,103.63 points, respectively. Large-cap sectors posted mixed performance today. NBF1 booked the highest gain of 1.29%, followed by Food & Allied (+0.42%), Pharmaceutical (+0.41%), Telecommunication (-0.11%), Fuel & Power (-0.28%), Engineering (-0.41%), and Bank (-0.58%), respectively. Block trades contributed 8.1% of the overall market turnover. Malek Spinning Mills Ltd. (-0.8%) was the most traded share with a turnover of BDT 135 million.



Index	Closing	Opening	Point Δ	%Δ	YTD %Δ
DSEX	5,864.09	5,860.23	+3.85	+0.07%	-6.1%
DS30	2,032.37	2,033.40	-1.03	-0.05%	-2.9%
DSES	1,282.30	1,281.04	+1.26	+0.10%	-6.0%
CDSET	1,103.63	1,105.48	-1.85	-0.17%	-8.2%

	Advanced	Declined	Unchanged	Total
All Category	186	157	53	396
A Category (Equity)	123	79	32	234
B Category (Equity)	38	55	12	105
N Category (Equity)	1	2	1	4
Z Category (Equity)	24	21	8	53
Mutual Funds	18	9	10	37
Corporate Bonds	0	2	0	2
Treasury Bonds	1	0	0	1

* Based on Traded Scrips

	Today	Last Day	Daily %Δ	
Mcap	Mn BDT	6,847,349	6,844,758	+0.0%
	Mn USD	62,249	62,225	
Turnover	Mn BDT	4,438	4,153	+6.9%
	Mn USD	40	38	
Volume	Mn Shares	130	135	-3.2%
	No. of Trade	124,992	109,429	+14.2%

* Average Interbank Exchange Rate is BDT 110.00 as of Apr 09, 2024

Fahim Hassan Research Analyst (880) 1709636546 fahim.hassan@bracepl.com	Foysal Ahmed Research Associate (880) 1708805201 foysal.ahmed@bracepl.com
---	---

Figure: Sectorial Turnover (BDT Mn)

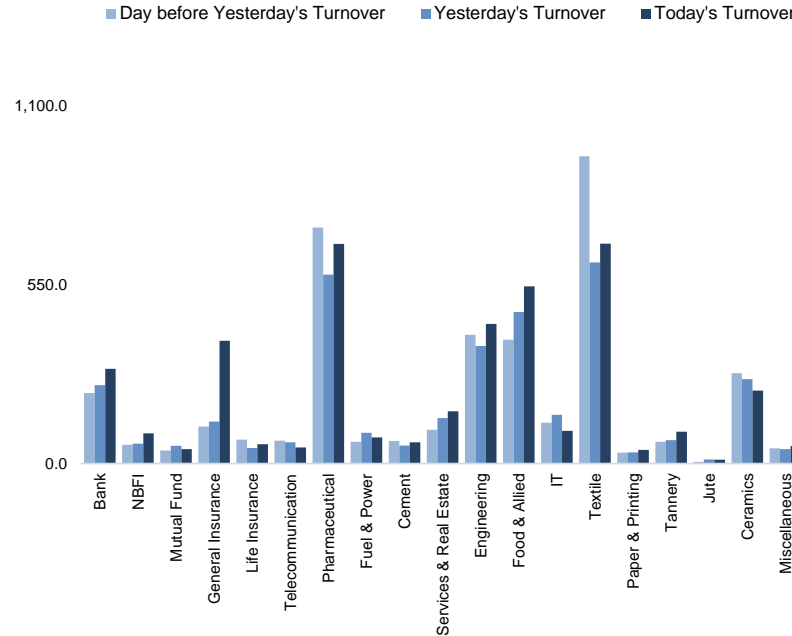
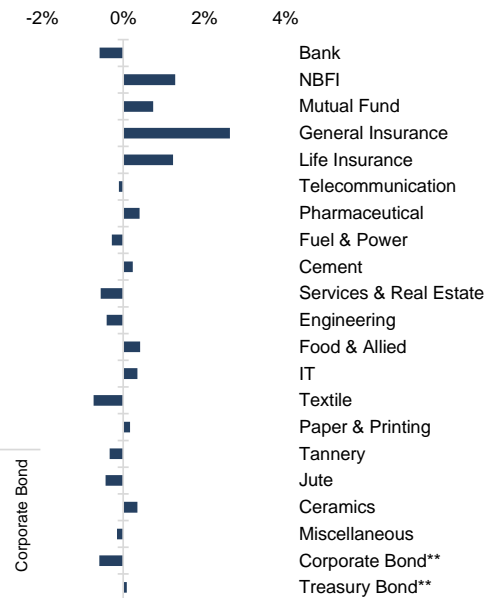


Figure: Sectorial Mcap Change



Market PE 16.4x

Market PB 1.4x

* Market P/E and P/BV calculation excludes Mutual Fund, Life Insurance, and NBL

Sector Index	Closing	Opening	Points Δ	%Δ	No. of Companies	Mcap (BDT Mn)	% of Total Mcap	Turnover (BDT Mn)	% of Total Turnover	PE	PB	Top Twenty Market Cap	Mcap (BDT Mn)	% of Total Mcap	Turnover (BDT Mn)	PE	PB	
Bank	1,423	1,432	-8.37	-0.58%	36	669,650	9.8%	290.9	7.1%	11.7x	0.7x	GP	324,072	8.2%	20.1	9.8x	4.9x	
NBFI	1,309	1,292	+16.62	+1.29%	23	126,691	1.9%	92.9	2.3%	NM	NM	BATBC	220,482	5.6%	38.5	12.3x	4.1x	
Mutual Fund	731	726	+5.35	+0.74%	37	34,145	0.5%	44.2	1.1%	NM	0.7x	WALTONHIL	204,143	5.2%	1.7	18.4x	1.9x	
General Insurance	3,547	3,456	+91.09	+2.64%	43	102,756	1.5%	377.7	9.3%	18.7x	1.6x	SQURPHARMA	192,803	4.9%	75.8	9.8x	1.6x	
Life Insurance	2,149	2,123	+26.17	+1.23%	15	57,142	0.8%	59.3	1.5%	NM	NM	ROBI	140,377	3.6%	25.1	43.9x	2.1x	
Telecommunication	4,208	4,213	-4.44	-0.11%	3	487,272	7.1%	49.3	1.2%	12.7x	3.3x	BEXIMCO	103,842	2.6%	0.1	NM	1.2x	
Pharmaceutical	3,389	3,375	+13.67	+0.41%	33	646,944	9.5%	675.8	16.6%	17.6x	2.0x	RENATA	92,549	2.3%	8.6	43.7x	2.9x	
Fuel & Power	1,323	1,327	-3.75	-0.28%	23	340,157	5.0%	80.6	2.0%	24.8x	0.8x	UPGDCL	83,592	2.1%	3.2	12.2x	2.7x	
Cement	2,467	2,461	+5.85	+0.24%	7	117,825	1.7%	65.4	1.6%	16.5x	2.4x	BERGERPBL	82,465	2.1%	2.8	25.4x	6.1x	
Services & Real Estate	1,705	1,714	-9.58	-0.56%	9	94,245	1.4%	160.8	3.9%	23.8x	0.7x	LHBL	78,857	2.0%	44.4	13.3x	3.5x	
Engineering	3,346	3,360	-13.65	-0.41%	42	386,582	5.7%	429.8	10.5%	17.6x	1.3x	BRACBANK	61,940	1.6%	51.3	8.1x	0.9x	
Food & Allied	18,205	18,130	+75.54	+0.42%	21	334,247	4.9%	544.8	13.4%	17.3x	5.5x	BXPHARMA	53,355	1.3%	14.8	10.9x	1.2x	
IT	2,958	2,948	+10.44	+0.35%	11	38,922	0.6%	100.4	2.5%	32.3x	2.6x	ISLAMIBANK	52,486	1.3%	0.0	8.5x	0.7x	
Textile	1,388	1,398	-10.22	-0.73%	58	143,961	2.1%	676.7	16.6%	NM	1.0x	BEACONPHAR	50,774	1.3%	27.3	76.9x	8.0x	
Paper & Printing	9,133	9,117	+15.67	+0.17%	6	41,899	0.6%	42.3	1.0%	61.4x	2.0x	ICB	50,128	1.3%	0.2	NM	1.2x	
Tannery	2,689	2,698	-8.97	-0.33%	6	29,448	0.4%	98.2	2.4%	38.8x	2.7x	DUTCHBANGL	40,912	1.0%	0.7	7.4x	0.9x	
Jute	17,717	17,795	-77.32	-0.43%	3	4,152	0.1%	11.7	0.3%	NM	NM	BESTHLDNG	38,874	1.0%	90.5	29.5x	0.7x	
Ceramics	634	632	+2.21	+0.35%	5	28,172	0.4%	224.4	5.5%	42.5x	1.7x	UNILEVERCL	38,718	1.0%	0.7	40.3x	16.4x	
Miscellaneous	4,454	4,460	-6.66	-0.15%	15	242,675	3.6%	53.3	1.3%	39.4x	1.9x	EBL	32,958	0.8%	6.0	5.4x	0.8x	
Corporate Bond**	4,356	4,382	-25.93	-0.59%	16	42,593	0.6%	0.1	0.0%	NM	NM	POWERGRID	30,861	0.8%	0.4	NM	0.3x	
Treasury Bond**	76	76	+0.07	+0.09%	238	2,863,624	41.9%	1.0	0.0%	NM	NM							

Top Ten Gainers	Close Price (BDT)	Δ%	Turnover (BDT Mn)	PE	PB
KARNAPHULI	43.5	+9.8%	75.6	25.7x	2.1x
DESHBANDHU	35.7	+9.8%	43.9	61.6x	1.1x
SIMTEX	22.7	+8.1%	73.6	28.4x	1.0x
GLDNJMF	10.9	+6.9%	13.0	NM	1.1x
IPDC	27.6	+6.6%	52.5	30.0x	1.5x
FUWANGFOOD	30.0	+6.0%	132.3	NM	12.4x
PROVATIINS	43.4	+5.9%	8.7	14.8x	2x
SALVOCHEM	50.6	+5.2%	38.0	28.1x	3.1x
GRAMEENS2	14.2	+5.2%	1.1	NM	0.9x
REPUBLIC	39.1	+5.1%	2.6	19.5x	2.2x

Top Twenty Free Float Mcap	Free Float Mcap (BDT Mn)	% of Total Free Float Mcap	PE	PB
SQURPHARMA	121,789	7.0%	9.8x	1.6x
BATBC	74,086	4.3%	12.3x	4.1x
BEXIMCO	69,196	4.0%	NM	1.2x
RENATA	68,042	3.9%	43.7x	2.9x
BXPHARMA	45,564	2.6%	10.9x	1.2x
GP	38,700	2.2%	9.8x	4.9x
BEACONPHAR	34,036	2.0%	76.9x	8.0x
ISLAMIBANK	33,649	1.9%	8.5x	0.7x
BRACBANK	30,964	1.8%	8.1x	0.9x
LHBL	28,853	1.7%	13.3x	3.5x
NBL	19,116	1.1%	NM	0.7x
PUBALIBANK	18,457	1.1%	4.5x	0.6x
CITYBANK	18,190	1.0%	4.3x	0.7x
OLYMPIC	16,818	1.0%	18.5x	3.1x
ROBI	15,714	0.9%	43.9x	2.1x
BSRMLTD	14,210	0.8%	4.5x	0.6x
BESTHLDNG	14,098	0.8%	29.5x	0.7x
PRIMEBANK	13,962	0.8%	5.3x	0.7x
UPGDCL	13,547	0.8%	12.2x	2.7x
SUMITPOWER	13,369	0.8%	12.1x	0.7x

Most Traded Share	Close Price (BDT)	Δ%	Turnover (BDT Mn)	PE	PB
MALEKSPIN	38.4	-0.8%	135.3	17.1x	0.8x
FUWANGFOOD	30.0	+6.0%	132.3	NM	12.4x
SPCERAMICS	43.8	-0.2%	120.6	NM	1.4x
CENTRALPHL	27.4	-3.5%	118.7	NM	5.0x
EMERALDOIL	58.5	+0.7%	114.8	45.2x	NM
AIL	109.4	-0.8%	114.1	52.1x	4.5x
ORIONINFU	540.9	+4.1%	110.2	NM	37.2x
LOVELLO	61.6	-1.4%	107.3	57.0x	4.9x
FUWANGCER	25.1	-2.0%	100.1	93.0x	2.1x
FORTUNE	44.2	+0.2%	94.6	42.3x	2.9x

Top Ten Losers	Close Price (BDT)	Δ%	Turnover (BDT Mn)	PE	PB
NEWLINE	42.3	-4.9%	0.4	22.4x	1.7x
BRACBANK	38.5	-4.9%	51.3	8.1x	1x
SHEPHERD	14.6	-4.6%	1.5	NM	1.0x
KTL	17.4	-3.9%	19.8	35.4x	1.0x
MTB	15.0	-3.8%	1.0	6.8x	0.6x
CENTRALPHL	27.4	-3.5%	118.7	NM	5.0x
MONNOFABR	24.9	-3.5%	50.5	NM	1.0x
ZAHEENSPIN	8.5	-3.4%	1.6	NM	1.7x
GENNEXT	5.9	-3.3%	3.1	NM	0.5x
METROSPIN	21.0	-3.2%	25.3	NM	1.3x

Block Trade	Maximum Price (BDT)	Minimum Price (BDT)	No. of Trade	Quantity ('000)	Turnover (BDT Mn)
CENTRALINS	61.1	55.7	5.0	1,912	107.16
TOSRIFA	21.8	21.8	1.0	2,175	47.41
ORIONINFU	522.3	501.0	7.0	89	44.62
SALVOCHEM	47.6	47.0	11.0	822	38.67
CITYBANK	22.9	22.9	1.0	1,120	25.65
NAVANAPHAR	96.5	96.5	1.0	108	10.42
AIL	107.0	100.0	4.0	97	10.03
BSRMLTD	90.0	90.0	1.0	100	9.00
BEXIMCO	105.8	104.1	5.0	74	7.82
BESTHLDNG	36.0	33.4	2.0	232	7.79

* NBFI Sector PE calculation methodology has been modified to reflect positive earnings only.
 ** The base of the Bond Index starts at 100, starting from Jan 13, 2022
 Similarly, Treasury Bond Index starts at 100, starting from Oct 10, 2022

Block Trade	Maximum Price (BDT)	Minimum Price	Turnover (BDT Mn)	Quantity ('000)	No. of Trade	Important DSE News
CENTRALINS	61.1	55.7	107.2	1,912	5	MIDASFIN Dhaka Stock Exchange PLC. (DSE) has approved the proposed name change of the Company. Accordingly, the name of the Company will be 'MIDAS Financing PLC.' instead of 'MIDAS Financing Limited' with effect from April 15, 2024. Other things (except name) will remain unchanged.
TOSRIFA	21.8	21.8	47.4	2,175	1	
ORIONINFU	522.3	501.0	44.6	89	7	
SALVOCHEM	47.6	47.0	38.7	822	11	
CITYBANK	22.9	22.9	25.6	1,120	1	
NAVANAPHAR	96.5	96.5	10.4	108	1	
AIL	107.0	100.0	10.0	97	4	
BSRMLTD	90.0	90.0	9.0	100	1	
BEXIMCO	105.8	104.1	7.8	74	5	
BESTHLDNG	36.0	33.4	7.8	232	2	
LOVELLO	59.0	59.0	5.9	100	1	
BEACHHATCH	66.0	62.0	5.5	89	2	
AL-HAJTEX	160.5	157.0	5.2	33	4	
JHRML	57.0	57.0	5.0	88	2	
RUPALILIFE	146.9	146.9	3.7	25	1	
SHYAMPSUG	205.0	190.0	3.5	18	5	
BSC	104.2	104.2	2.6	25	2	
MARICO	2,465.0	2,465.0	2.5	1	1	
WALTONHIL	663.0	663.0	2.4	4	1	
BRACBANK	40.2	40.2	1.8	46	1	
ICBSONALI1	11.3	11.3	1.7	150	2	
SIMTEX	22.8	22.7	1.6	72	2	
Total			358.8		74	

Upcoming Corporate Events

DSE Ticker	Right Share	Dividend		Event	Date
		Stock	Cash		
ACMEPL		0.0%	0%	Record Date	22-Apr-24
CITYBANK		10.0%	15%	Record Date	24-Apr-24
AGRANINS		0.0%	12%	Record Date	24-Apr-24
IPDC		5.0%	5%	Record Date	24-Apr-24
RECKITBEN		0.0%	550%	Record Date	25-Apr-24
CENTRALINS		0.0%	12%	Record Date	30-Apr-24
PARAMOUNT		0.0%	10%	Record Date	6-May-24
BRACBANK		10.0%	10%	Record Date	7-May-24
ICBIBANK		0.0%	0%	Record Date	9-May-24

Disclaimer: This report has been prepared by BRAC EPL Stock Brokerage Ltd and is provided for information purposes. It is not, under any circumstances, to be used or considered as an offer to sell, or a solicitation of any offer to buy. Reasonable care has been taken to ensure that the information is not untrue and misleading. BRAC EPL Stock Brokerage Ltd makes no representation or warranty as to the accuracy or completeness of such information. All opinions and estimates included in this report constitute our judgment as of this date and are subject to change without notice.