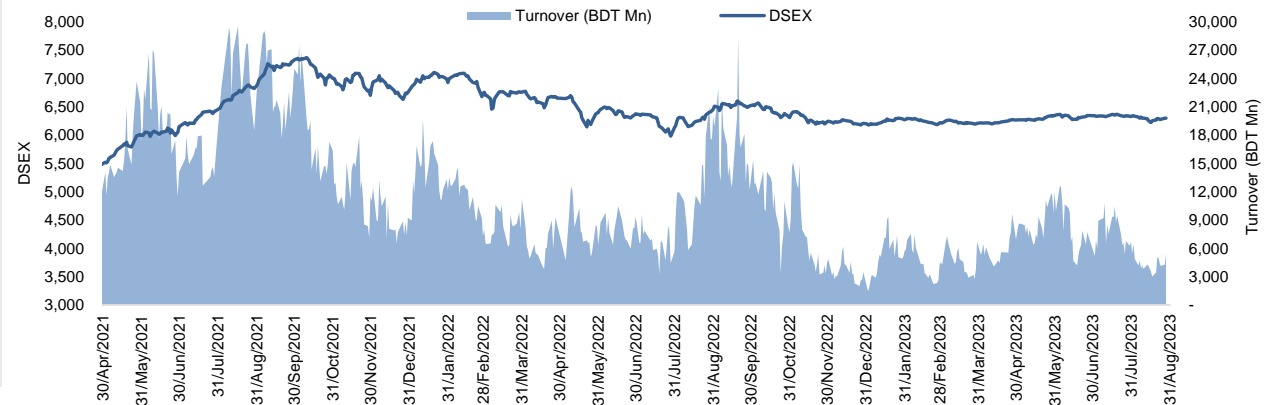


Daily Market Update

The market closed in green today. The benchmark index DSEX (+0.02%) gained 1.43 points and closed at 6,299.66. The blue-chip index DS30 (+0.16%), the Shariah-based index DSES (+0.16%), and the large-cap index CDSET (+0.01%) closed at 2,143.64, 1,373.17, and 1,212.70 points, respectively. Large-cap sectors posted mixed performance today. Pharmaceutical booked the highest gain of 0.04% followed by NBF1 (+0.01%), Telecommunication (0.00%). Bank experienced the highest loss of 0.17% followed by Engineering (-0.10%), Food & Allied (-0.05%), Fuel & Power (-0.05%). Block trades contributed 7.3% of the overall market turnover. Fu Wang Food Ltd. (-0.8%) was the most traded share with a turnover of BDT 503 million.



Index	Closing	Opening	Point Δ	%Δ	YTD %Δ
DSEX	6,299.66	6,298.23	+1.43	+0.02%	+1.5%
DS30	2,143.64	2,140.17	+3.47	+0.16%	-2.4%
DSES	1,373.17	1,371.01	+2.16	+0.16%	+1.1%
CDSET	1,212.70	1,212.59	+0.11	+0.01%	-0.1%

	Advanced	Declined	Unchanged	Total
All Category	67	89	182	338
A Category (Equity)	37	56	119	212
B Category (Equity)	26	23	52	101
N Category (Equity)	2	1	1	4
Z Category (Equity)	2	9	10	21
Mutual Funds	0	2	16	18
Corporate Bonds	0	0	2	2
Treasury Bonds	0	0	0	0

* Based on Traded Scripts

		Today	Last Day	Daily %Δ
Mcap	Mn BDT	7,762,904	7,763,368	-0.0%
	Mn USD	70,894	70,898	
Turnover	Mn BDT	5,401	4,275	+26.3%
	Mn USD	49	39	
Volume	Mn Shares	115	79	+45.8%
No. of Trade		134,605	105,628	+27.4%

* Average Interbank Exchange Rate is BDT 109.50 as of Aug 28, 2023

Fahim Hassan Research Analyst (880) 1709636546 fahim.hassan@bracepl.com	HZ Towhidi Khan Senior Research Associate (880) 1708805224 hztowhidi.khan@bracepl.com
---	---

Figure: Sectorial Turnover (BDT Mn)

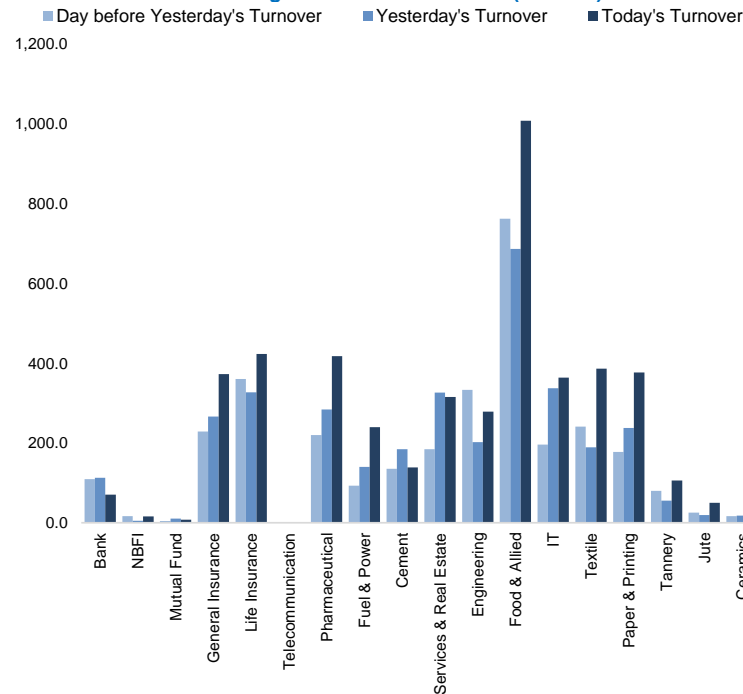
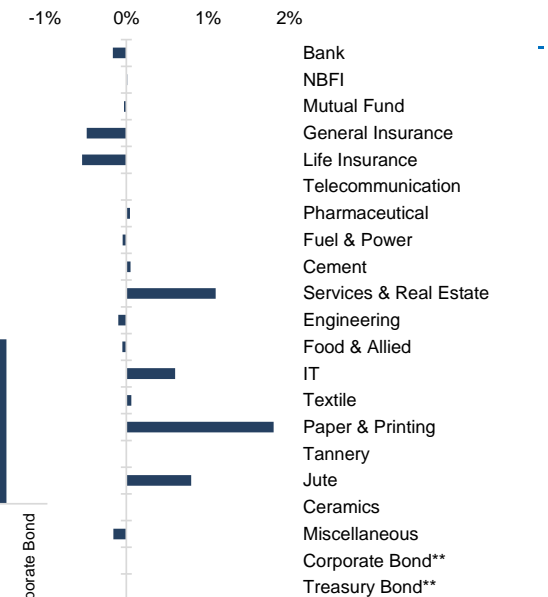


Figure: Sectorial Mcap Change



Market PE 18.5x

Market PB 1.6x

* Market P/E and P/BV calculation excludes Mutual Fund, Life Insurance, and NBL

Sector Index	Closing	Opening	Points Δ	%Δ	No. of Companies	Mcap (BDT Mn)	% of Total Mcap	Turnover (BDT Mn)	% of Total Turnover	PE	PB	Top Twenty Market Cap	Mcap (BDT Mn)	% of Total Mcap	Turnover (BDT Mn)	PE	PB
Bank	1,453	1,455	-2.41	-0.17%	35	684,800	9.3%	70.6	1.4%	12.1x	0.7x	GP	386,996	8.5%	0.5	11.9x	7.3x
NBFI	1,919	1,919	+0.21	+0.01%	23	186,759	2.5%	16.1	0.3%	NM	5.8x	WALTONHIL	317,378	7.0%	0.0	49.1x	3.2x
Mutual Fund	829	829	-0.24	-0.03%	37	37,469	0.5%	8.0	0.2%	NM	0.7x	BATBC	280,098	6.2%	0.4	15.4x	6.2x
General Insurance	3,437	3,454	-16.76	-0.49%	42	100,325	1.4%	372.8	7.4%	18.6x	1.6x	SQURPHARMA	187,484	4.1%	67.8	9.9x	1.7x
Life Insurance	2,668	2,682	-14.58	-0.54%	15	74,565	1.0%	423.0	8.4%	NM	NM	ROBI	157,138	3.5%	0.0	69.8x	2.5x
Telecommunication	4,946	4,946	-	-	3	580,232	7.9%	0.8	0.0%	15.5x	4.5x	RENATA	139,689	3.1%	0.1	38.0x	4.6x
Pharmaceutical	3,736	3,734	+1.65	+0.04%	34	724,691	9.8%	417.9	8.3%	19.4x	2.3x	UPGDCL	135,475	3.0%	0.0	16.7x	4.4x
Fuel & Power	1,703	1,704	-0.78	-0.05%	23	449,264	6.1%	239.6	4.8%	23.7x	1.1x	BEXIMCO	103,571	2.3%	0.4	12.0x	1.2x
Cement	2,595	2,594	+1.37	+0.05%	7	124,636	1.7%	138.8	2.8%	27.5x	2.7x	BERGERPBL	86,926	1.9%	7.5	28.4x	6.2x
Services & Real Esta	1,830	1,810	+19.85	+1.10%	8	72,287	1.0%	315.6	6.3%	24.6x	0.9x	MARICO	81,305	1.8%	7.4	19.5x	16.5x
Engineering	4,495	4,499	-4.49	-0.10%	42	527,547	7.2%	278.6	5.6%	69.0x	1.8x	ICB	74,119	1.6%	0.0	NM	1.7x
Food & Allied	21,584	21,594	-10.12	-0.05%	21	399,380	5.4%	1,007.8	20.1%	20.1x	7.6x	BXPHARMA	65,222	1.4%	0.0	14.6x	1.5x
IT	3,155	3,136	+18.77	+0.60%	11	41,132	0.6%	364.2	7.3%	29.0x	3.0x	BRACBANK	57,596	1.3%	0.2	8.3x	0.9x
Textile	1,631	1,630	+0.98	+0.06%	58	170,734	2.3%	386.3	7.7%	79.6x	1.2x	BEACONPHAR	56,595	1.2%	0.0	80.9x	9.2x
Paper & Printing	11,180	10,981	+198.28	+1.81%	6	43,074	0.6%	377.2	7.5%	41.5x	2.2x	ISLAMIBANK	52,486	1.2%	0.0	8.4x	0.7x
Tannery	3,236	3,236	-0.03	-0.00%	6	34,179	0.5%	105.8	2.1%	46.7x	3.3x	DUTCHBANGL	44,203	1.0%	0.0	7.9x	1.0x
Jute	16,226	16,098	+127.96	+0.79%	3	3,969	0.1%	49.8	1.0%	NM	-1377.9x	TITASGAS	40,459	0.9%	0.0	32.0x	0.6x
Ceramics	681	681	-	-	5	31,487	0.4%	22.0	0.4%	53.5x	1.9x	UNILEVERCL	39,508	0.9%	3.6	45.7x	22.5x
Miscellaneous	4,243	4,249	-6.71	-0.16%	14	230,999	3.1%	412.6	8.2%	16.3x	1.8x	POWERGRID	37,347	0.8%	0.0	NM	0.4x
Corporate Bond**	88	88	-	-	10	36,585	0.5%	0.1	0.0%	NM	NM	SUMITPOWER	36,308	0.8%	0.0	12.1x	0.9x
Treasury Bond**	88	88	+0.00	+0.00%	232	2,806,517	38.1%	0.0	0.0%	NM	NM						

Top Ten Gainers	Close Price (BDT)	Δ%	Turnover (BDT Mn)	PE	PB
INTRACO	41.3	+9.8%	182.5	27.5x	3.2x
ORIONINFU	346.4	+6.4%	103.9	NM	25.1x
KBPPWBIL	26.3	+4.4%	109.2	NM	2.2x
PAPERPROC	235.1	+4.0%	59.9	47.7x	6.9x
GQBALLPEN	128.4	+4.0%	6.4	NM	1.1x
GEMINISEA	764.3	+3.8%	141.5	36.4x	30.1x
METROSPIN	37.7	+3.6%	74.6	38.6x	2x
SONALIPAPR	708.3	+3.0%	238.7	75.8x	4.1x
SEAPEARL	179.0	+3.0%	114.2	25.9x	10.4x
BDCOM	36.2	+2.8%	34.7	25.1x	2.3x

Top Ten Losers	Close Price (BDT)	Δ%	Turnover (BDT Mn)	PE	PB
ARAMITCEM	27.2	-7.8%	28.9	NM	28.0x
SHURWID	14.1	-5.4%	2.4	NM	1x
MIRACLEIND	40.9	-5.3%	98.2	NM	1.3x
BDWELDING	23.5	-5.2%	12.6	NM	2.0x
LEGACYFOOT	117.8	-4.4%	92.3	NM	13.2x
BENGALWTL	24.9	-4.2%	21.9	50.8x	0.9x
RUPALIBANK	30.4	-4.1%	35.7	27.0x	0.8x
SANDHANINS	27.1	-3.9%	15.0	NM	NM
OIMEX	20.9	-3.7%	18.6	NM	1.9x
KAY&QUE	215.3	-3.6%	7.0	NM	2.9x

Top Twenty Free Float Mcap	Free Float Mcap (BDT Mn)	% of Total Free Float Mcap	PE	PB
SQURPHARMA	121,499	7.0%	9.9x	1.7x
BATBC	74,086	4.2%	15.4x	6.2x
BEXIMCO	69,196	4.0%	12.0x	1.2x
RENATA	68,042	3.9%	38.0x	4.6x
BXPHARMA	45,564	2.6%	14.6x	1.5x
BEACONPHAR	39,617	2.3%	80.9x	9.2x
GP	38,700	2.2%	11.9x	7.3x
BRACBANK	30,964	1.8%	8.3x	0.9x
ISLAMIBANK	30,494	1.7%	8.4x	0.7x
LHBL	28,936	1.7%	13.8x	4.1x
NBL	19,116	1.1%	NM	0.8x
PUBALIBANK	18,880	1.1%	4.8x	0.7x
CITYBANK	18,235	1.0%	5.5x	0.7x
OLYMPIC	16,995	1.0%	18.0x	3.0x
ROBI	15,714	0.9%	69.8x	2.5x
ALARABANK	14,417	0.8%	15.8x	1.1x
BSRMLTD	14,210	0.8%	NM	0.7x
PRIMEBANK	13,629	0.8%	5.2x	0.7x
SEAPEARL	13,553	0.8%	25.9x	10.4x
UPGDCL	13,547	0.8%	16.7x	4.4x

* NBFI Sector PE calculation methodology has been modified to reflect positive earnings only.
** The base of the Bond Index starts at 100, starting from Jan 13, 2022
Similarly, Treasury Bond Index starts at 100, starting from Oct 10, 2022

Most Traded Share	Close Price (BDT)	Δ%	Turnover (BDT Mn)	PE	PB
FUWANGFOOI	36.0	-0.8%	503.1	NM	9.1x
RUPALILIFE	114.0	-2.1%	258.9	NM	NM
SONALIPAPR	708.3	+3.0%	238.7	75.8x	4.1x
INTRACO	41.3	+9.8%	182.5	27.5x	3.2x
EHL	92.7	+2.0%	155.6	13.7x	1.2x
GEMINISEA	764.3	+3.8%	141.5	36.4x	30.1x
SEAPEARL	179.0	+3.0%	114.2	25.9x	10.4x
CONTININS	46.4	+2.0%	112.7	77.3x	2.2x
KBPPWBIL	26.3	+4.4%	109.2	NM	2.2x
ORIONINFU	346.4	+6.4%	103.9	NM	25.1x

Block Trade	Maximum Price (BDT)	Minimum Price (BDT)	No. of Trade	Quantity ('000)	Turnover (BDT Mn)
GP	273.0	261.6	14.0	172	46.04
EBL	29.4	29.4	2.0	1,300	38.22
POPULAR1MF	5.1	5.1	2.0	6,279	32.03
FORTUNE	82.8	82.2	3.0	314	25.95
SIMTEX	26.0	25.4	4.0	911	23.37
ABBANK	8.9	8.9	1.0	2,000	17.80
SONALIPAPR	738.5	639.9	4.0	20	13.84
BATBC	500.1	479.8	15.0	28	13.67
SILVAPHL	21.6	19.5	10.0	585	12.14
FAREASTLIF	74.1	73.9	2.0	162	11.96

Block Trade	Maximum Price (BDT)	Minimum Price (BDT)	Turnover (BDT Mn)	Quantity ('000)	No. of Trade
GP	273.0	261.6	46.0	172	14
EBL	29.4	29.4	38.2	1,300	2
POPULAR1MF	5.1	5.1	32.0	6,279	2
FORTUNE	82.8	82.2	25.9	314	3
SIMTEX	26.0	25.4	23.4	911	4
ABBANK	8.9	8.9	17.8	2,000	1
SONALIPAPR	738.5	639.9	13.8	20	4
BATBC	500.1	479.8	13.7	28	15
SILVAPHL	21.6	19.5	12.1	585	10
FAREASTLIF	74.1	73.9	12.0	162	2
FINEFOODS	120.5	120.5	10.8	90	1
AL-HAJTEX	180.0	175.0	10.2	58	9
ALIF	13.3	12.0	9.4	741	10
ISLAMICFIN	19.7	19.7	7.7	392	1
AAMRANET	65.6	63.5	7.4	115	6
EGEN	42.4	42.4	7.3	172	1
SEAPPEARL	175.0	156.5	6.7	40	3
UNIONINS	59.5	57.5	6.3	110	2
BEXIMCO	106.0	104.1	5.4	52	4
DSSL	17.4	15.3	5.4	322	5
BSCCL	218.8	199.8	5.0	24	4
SONALIANSH	525.0	525.0	4.8	9	1
Total			393.4		187

Upcoming Corporate Events

DSE Ticker	Right Share	Dividend		Event	Date
		Stock	Cash		
PRIMEFIN		0.0%	0%	Record Date	29-Aug-23
SEMLLECMF		0.0%	5%	Record Date	4-Sep-23
SEMLFBSLGF		0.0%	1%	Record Date	4-Sep-23
TRUSTB1MF		0.0%	5%	Record Date	4-Sep-23
EBL1STMF		0.0%	0%	Record Date	4-Sep-23
FBFIF		0.0%	5%	Record Date	4-Sep-23
1JANATAMF		0.0%	0%	Record Date	4-Sep-23
IFIC1STMF		0.0%	0%	Record Date	4-Sep-23
EXIM1STMF		0.0%	3%	Record Date	4-Sep-23
CAPMBDBLMF		0.0%	6%	Record Date	7-Sep-23
CAPMIBBLMF		0.0%	6%	Record Date	7-Sep-23
FAREASTFIN		0.0%	0%	Record Date	10-Sep-23
FAREASTFIN		0.0%	0%	Record Date	10-Sep-23
EBLNRBMF		0.0%	7%	Record Date	12-Sep-23
PHPMF1		0.0%	2%	Record Date	12-Sep-23
POPULAR1MF		0.0%	3%	Record Date	12-Sep-23
ABB1STMF		0.0%	5%	Record Date	12-Sep-23

Disclaimer: This report has been prepared by BRAC EPL Stock Brokerage Ltd and is provided for information purposes. It is not, under any circumstances, to be used or considered as an offer to sell, or a solicitation of any offer to buy. Reasonable care has been taken to ensure that the information is not untrue and misleading. BRAC EPL Stock Brokerage Ltd makes no representation or warranty as to the accuracy or completeness of such information. All opinions and estimates included in this report constitute our judgment as of this date and are subject to change without notice.

Important DSE News

MIDLANDBNK

The company has informed that the Board of Directors of the company has decided to hold the 1st Extra-Ordinary General Meeting (EGM) of the Company to consider the followings: 1. To adopt the change of registered name of the Bank to 'Midland Bank PLC.' from 'Midland Bank Limited' in accordance with the Company Act 1994 (amendment), 2020 and thereby amending bank's name in the relevant clauses of the Memorandum and Article of Association, all statutory/title documents, license and other relevant documents of the Bank. 2. To approve transfer of the unutilized amount of Tk. 46,73,976.00 under the head of 'IPO Expenses' towards 'Investment in Government Securities (Bill/Bond)' within one month of the approval of general shareholders, for full utilization of IPO Proceeds. Date of EGM: 29.10.2023, Time: 4:00 pm. Venue of EGM: Digital Platform, Record date: 19.09.2023.

EBL

The company has informed that the Board of Directors has decided to sell out the following two (02) own plots of land at the prevailing market price, in compliance with the requirements of the respective regulatory authorities: 1. Purbachal, Kaliganj, Gazipur, Area of Land: 85.15 Katha and 2. Bashundhara R/A, Block: A, Plot:19, Dhaka, Area of land: 5 Katha.

INTRACO

The company has informed that the Board of Directors of the company has approved the amalgamation proposal of the Company with M. HYE & Co. CNG Refueling Station Limited (MHCCRSL), Nessa & sons Limited (NSL) and Good CNG Refueling Station Limited (GCRSL) where Intraco Refueling Station Limited will be the surviving entity subject to the consent of the shareholders of the Company, the requisite approval of the Bangladesh Securities Exchange Commission (BSEC), the banks and other creditors of the Company and approval of the general meeting of MHCCRSL, NSL, GCRSL and also subject to the approval of the amalgamation by the Honorable High Court Division of the Supreme Court of Bangladesh pursuant to Sections 228 and 229 of the Companies Act, 1994.

ENVOYTEX

The company vide its minutes of 27th AGM of the company has informed that a special business agenda, among others, has been passed in the AGM which is as follows: "Resolved that the Authorized Share Capital of the Company be increased from Taka 400,00,00,000 only divided into 40,00,00,000 shares, comprising 27,50,00,000 Ordinary Shares of Taka 10 each and 12,50,00,000 Preference Shares of Taka 10 each to Taka 475,00,00,000 only divided into 47,50,00,000 shares, comprising 27,50,00,000 Ordinary Shares of Taka 10 each and 20,00,00,000 Preference Shares of Taka 10 each." "Further Resolved that consequential amendments shall be made to 'Section E' of the Memorandum and 'Article 6' of the Articles of Association of the Company to conform to and adopt the aforementioned resolution."

RINGSHINE

The Company has informed that the Board of Directors of the company has confirmed the appointment of Sung Wen Li Angela as the new Managing Director of the Company with effect from August 28, 2023.

PROGRESLIF

The company has informed that the Board of Directors has elected Brigadier General Mr. Md. Zakir Hossain, ndc, psc (LPR) as Chairman and Mr. Bajloor Rashid, MBE as Vice Chairman of the Company.

DGIC

The Company will be placed in 'B' category from existing 'A' category with effect from August 29, 2023 as the Company has approved 5% cash dividend for the year ended December 31, 2022.