

Daily Market Update

The market closed in green today. The benchmark index DSEX (+0.14%) gained 8.91 points and closed at 6,231.94. The blue-chip index DS30 (+0.01%), the Shariah-based index DSES (+0.16%), and the large-cap index CDSET (-0.04%) closed at 2,108.48, 1,355.33, and 1,205.10 points, respectively. Large-cap sectors posted mixed performance today. Engineering booked the highest gain of 0.25%, followed by Food & Allied (+0.17%), Pharmaceutical (+0.01%), Fuel & Power (+0.01%), NBFI (+0.00%), Telecommunication (+0.00%), and Bank (-0.06%), respectively. Block trades contributed 5.4% of the overall market turnover. Emerald Oil Industries Ltd. (+9.9%) was the most traded share with a turnover of BDT 182 million.

Index	Closing	Opening	Point Δ	%Δ	YTD %Δ
DSEX	6,231.94	6,223.03	+8.91	+0.14%	+0.4%
DS30	2,108.48	2,108.32	+0.15	+0.01%	-4.0%
DSES	1,355.33	1,353.21	+2.12	+0.16%	-0.3%
CDSET	1,205.10	1,205.62	-0.52	-0.04%	-0.8%

	Advanced	Declined	Unchanged	Total
All Category	93	48	181	322
A Category (Equity)	48	33	124	205
B Category (Equity)	37	12	47	96
N Category (Equity)	1	0	0	1
Z Category (Equity)	7	3	10	20
Mutual Funds	3	0	16	19
Corporate Bonds	0	0	2	2
Treasury Bonds	0	0	0	0

* Based on Traded Scripts

		Today	Last Day	Daily %Δ
Mcap	Mn BDT	7,722,624	7,718,169	+0.1%
	Mn USD	69,888	69,848	
Turnover	Mn BDT	3,490	3,887	-10.2%
	Mn USD	32	35	
Volume	Mn Shares	86	106	-18.6%
No. of Trade		116,377	126,493	-8.0%

* Average Interbank Exchange Rate is BDT 110.50 as of Dec 03, 2023

Fahim Hassan
 Research Analyst

(880) 1709636546

fahim.hassan@bracepl.com

Billal Hossain
 Research Associate

(880) 1708805229

billal.hossain@bracepl.com

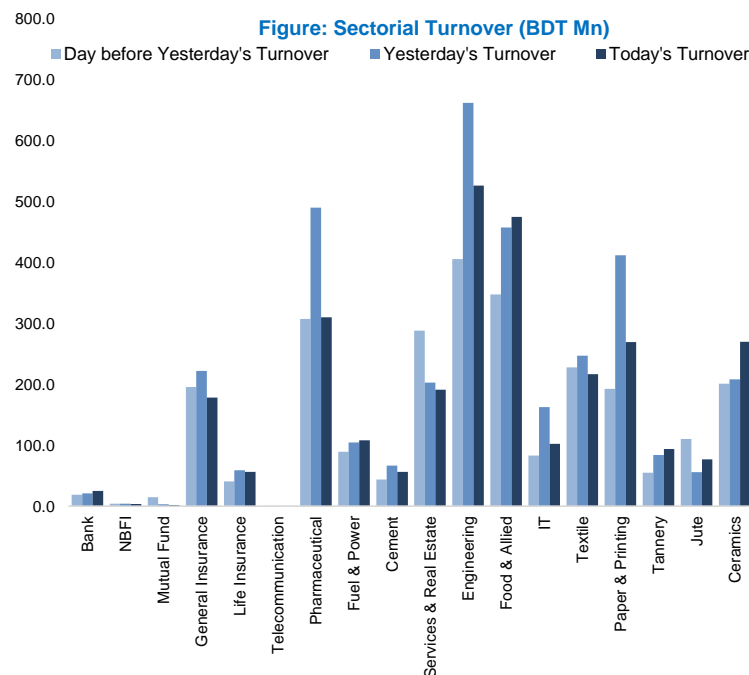
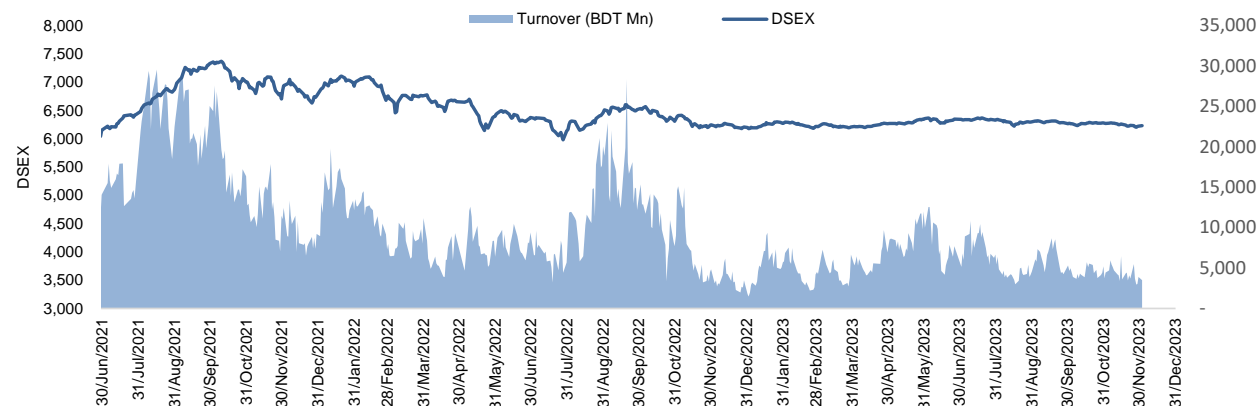
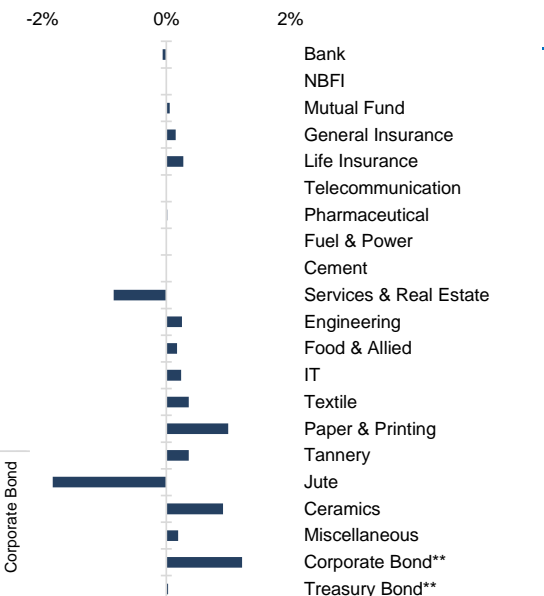


Figure: Sectorial Mcap Change



Market PE 19.3x

Market PB 1.6x

* Market P/E and P/BV calculation excludes Mutual Fund, Life Insurance, and NBL

Sector Index	Closing	Opening	Points Δ	%Δ	No. of Companies	Mcap (BDT Mn)	% of Total Mcap	Turnover (BDT Mn)	% of Total Turnover	PE	PB	Top Twenty Market Cap	Mcap (BDT Mn)	% of Total Mcap	Turnover (BDT Mn)	PE	PB
Bank	1,440	1,441	-0.87	-0.06%	35	679,345	8.8%	24.9	0.7%	12.4x	0.7x	GP	386,996	8.6%	0.2	12.5x	6.4x
NBFI	1,917	1,917	-	-	23	186,572	2.4%	3.7	0.1%	NM	NM	WALTONHIL	317,378	7.0%	0.0	30.8x	4.2x
Mutual Fund	827	826	+0.46	+0.06%	37	39,098	0.5%	1.7	0.1%	NM	0.7x	BATBC	280,098	6.2%	0.3	15.4x	5.7x
General Insurance	3,419	3,413	+5.25	+0.15%	42	99,891	1.3%	178.3	5.4%	18.6x	1.6x	SQURPHARMA	185,977	4.1%	1.1	9.5x	1.5x
Life Insurance	2,568	2,561	+7.07	+0.28%	15	71,790	0.9%	56.1	1.7%	NM	NM	ROBI	157,138	3.5%	0.0	52.6x	2.4x
Telecommunication	4,946	4,946	-	-	3	580,232	7.5%	0.2	0.0%	16.0x	4.1x	RENATA	139,689	3.1%	0.0	66.1x	4.4x
Pharmaceutical	3,706	3,706	+0.53	+0.01%	33	716,424	9.3%	309.7	9.3%	19.5x	2.2x	UPGDCL	135,475	3.0%	0.0	19.6x	4.1x
Fuel & Power	1,698	1,698	+0.17	+0.01%	23	447,918	5.8%	107.9	3.2%	42.8x	1.1x	BEXIMCO	103,571	2.3%	0.0	34.2x	1.2x
Cement	2,507	2,507	+0.00	+0.00%	7	120,404	1.6%	56.4	1.7%	17.1x	2.6x	BERGERPBL	79,904	1.8%	13.5	25.9x	6.3x
Services & Real Estate	1,758	1,773	-15.04	-0.85%	8	69,455	0.9%	191.3	5.8%	22.8x	0.9x	LHBL	79,670	1.8%	32.8	12.5x	3.7x
Engineering	4,511	4,499	+11.45	+0.25%	42	529,783	6.9%	525.8	15.8%	26.9x	1.9x	ICB	74,119	1.6%	0.0	NM	1.7x
Food & Allied	21,201	21,164	+36.73	+0.17%	21	392,292	5.1%	474.6	14.3%	19.7x	6.9x	BXPHARMA	65,222	1.4%	0.0	13.8x	1.4x
IT	2,857	2,850	+6.79	+0.24%	11	37,243	0.5%	102.2	3.1%	29.4x	2.4x	BRACBANK	57,596	1.3%	0.1	7.7x	0.9x
Textile	1,656	1,650	+5.99	+0.36%	58	171,525	2.2%	216.6	6.5%	NM	1.2x	BEACONPHAR	56,595	1.3%	0.0	86.9x	9.0x
Paper & Printing	10,281	10,179	+101.57	+1.00%	6	39,612	0.5%	269.3	8.1%	59.9x	1.9x	ISLAMIBANK	52,486	1.2%	0.0	8.5x	0.7x
Tannery	3,096	3,085	+11.24	+0.36%	6	35,053	0.5%	93.8	2.8%	57.7x	3.2x	DUTCHBANGL	44,203	1.0%	0.1	8.0x	1.0x
Jute	17,619	17,948	-328.53	-1.83%	3	4,310	0.1%	76.7	2.3%	NM	NM	TITASGAS	40,459	0.9%	0.3	NM	0.6x
Ceramics	702	695	+6.36	+0.91%	5	32,449	0.4%	269.9	8.1%	54.5x	1.9x	UNILEVERCL	38,901	0.9%	0.9	39.3x	18.8x
Miscellaneous	4,174	4,166	+7.97	+0.19%	14	227,249	2.9%	363.9	11.0%	26.0x	1.8x	POWERGRID	37,347	0.8%	0.0	NM	0.3x
Corporate Bond**	4,056	4,007	+49.01	+1.22%	12	41,383	0.5%	0.1	0.0%	NM	NM	SUMITPOWER	36,308	0.8%	0.0	12.1x	0.9x
Treasury Bond**	86	86	+0.03	+0.03%	238	3,185,421	41.3%	0.0	0.0%	NM	NM						

Top Ten Gainers	Close Price (BDT)	Δ%	Turnover (BDT Mn)	PE	PB	Top Twenty Free Float Mcap	Free Float Mcap (BDT Mn)	% of Total Free Float Mcap	PE	PB	Most Traded Share	Close Price (BDT)	Δ%	Turnover (BDT Mn)	PE	PB
KPPL	29.7	+10.0%	154.2	NM	NM	SQURPHARMA	121,499	7.0%	9.5x	1.5x	EMERALDOIL	100.7	+9.9%	182.0	50.9x	NM
STANCERAM	144.3	+10.0%	59.1	NM	NM	BATBC	74,086	4.3%	15.4x	5.7x	GQBALLPEN	169.7	-1.9%	162.9	NM	1.4x
EMERALDOIL	100.7	+9.9%	182.0	50.9x	NM	BEXIMCO	69,196	4.0%	34.2x	1.2x	KPPL	29.7	+10.0%	154.2	NM	NM
AFTABAUTO	34.4	+9.9%	91.2	NM	0.7x	RENATA	68,042	3.9%	66.1x	4.4x	YPL	31.8	+7.8%	140.0	NM	5.9x
CENTRALPHL	17.8	+9.9%	124.0	NM	3.2x	BXPHARMA	45,564	2.6%	13.8x	1.4x	FUWANGFOOL	30.0	-	128.3	NM	11.5x
DACCADYE	14.5	+9.8%	26.4	NM	0.4x	BEACONPHAR	39,617	2.3%	86.9x	9.0x	MONNOCERA	112.6	+2.1%	126.1	38.7x	1.4x
BDTHAI	17.0	+9.7%	53.3	NM	1x	GP	38,700	2.2%	12.5x	6.4x	CENTRALPHL	17.8	+9.9%	124.0	NM	3.2x
PDL	12.9	+9.3%	62.0	NM	0.9x	BRACBANK	30,964	1.8%	7.7x	0.9x	AFTABAUTO	34.4	+9.9%	91.2	NM	0.7x
ETL	10.7	+9.2%	26.1	23.3x	0.8x	ISLAMIBANK	29,927	1.7%	8.5x	0.7x	FUWANGCER	19.0	+5.0%	84.7	73.1x	1.6x
YPL	31.8	+7.8%	140.0	NM	5.9x	LHBL	28,562	1.6%	12.5x	3.7x	SEAPEARL	174.5	-3.5%	81.5	28.3x	9.5x

Top Ten Losers	Close Price (BDT)	Δ%	Turnover (BDT Mn)	PE	PB	Top Twenty Free Float Mcap	Free Float Mcap (BDT Mn)	% of Total Free Float Mcap	PE	PB	Block Trade	Maximum Price (BDT)	Minimum Price (BDT)	No. of Trade	Quantity ('000)	Turnover (BDT Mn)
ZEALBANGLA	143.4	-5.5%	3.6	NM	NM	NBL	19,116	1.1%	NM	0.9x	FINEFOODS	124.0	124.0	1.0	241	29.92
SEAPEARL	174.5	-3.5%	81.5	28.3x	9x	CITYBANK	18,190	1.0%	5.2x	0.7x	ACMEPL	35.4	31.9	10.0	769	24.78
SONALIANSH	614.3	-2.7%	71.8	81.4x	5.0x	OLYMPIC	16,066	0.9%	17.4x	2.7x	SQURPHARMA	203.8	200.2	24.0	98	19.78
GEMINISEA	586.3	-2.2%	54.5	52.1x	22.4x	ROBI	15,714	0.9%	52.6x	2.4x	SQURPHARMA	207.8	203.0	34.0	97	19.74
MONNOAGML	592.3	-2.0%	16.8	NM	3.4x	ALARABANK	14,357	0.8%	12.5x	1.1x	POWERGRID	47.2	47.2	2.0	385	18.17
SAMORITA	95.8	-1.9%	51.0	NM	1.7x	BSRMLTD	14,210	0.8%	5.2x	0.6x	ADNTEL	101.5	101.0	2.0	131	13.25
GQBALLPEN	169.7	-1.9%	162.9	NM	1.4x	SEAPEARL	13,733	0.8%	28.3x	9.5x	AL-HAJTEX	130.0	130.0	4.0	45	5.82
SHYAMPSUG	192.0	-1.6%	2.2	NM	NM	UPGDCL	13,547	0.8%	19.6x	4.1x	NAVANAPHAR	92.9	92.9	1.0	49	4.55
PAPERPROC	216.8	-1.6%	30.0	43.3x	5.9x	PRIMEBANK	13,491	0.8%	4.8x	0.7x	CNATEX	11.2	10.2	2.0	385	4.21
KOHINOOR	401.6	-1.6%	10.5	35.7x	12.1x						BRACBANK	35.0	35.0	1.0	100	3.50

* NBFI Sector PE calculation methodology has been modified to reflect positive earnings only.

** The base of the Bond index starts at 100, starting from Jan 13, 2022.

Similarly, Treasury Bond Index starts at 100, starting from Oct 10, 2022

Block Trade	Maximum Price (BDT)	Minimum Price (BDT)	Turnover (BDT Mn)	Quantity ('000)	No. of Trade
FINEFOODS	124.0	124.0	29.9	241	1
ACMEPL	35.4	31.9	24.8	769	10
SQURPHARMA	203.8	200.2	19.8	98	24
SQURPHARMA	207.8	203.0	19.7	97	34
POWERGRID	47.2	47.2	18.2	385	2
ADNTEL	101.5	101.0	13.2	131	2
AL-HAJTEX	130.0	130.0	5.8	45	4
NAVANAPHAR	92.9	92.9	4.6	49	1
CNATEX	11.2	10.2	4.2	385	2
BRACBANK	35.0	35.0	3.5	100	1
KBPPWBIL	66.1	66.1	3.3	50	1
ACMELAB	78.0	77.0	3.2	41	6
EBL	29.0	29.0	2.9	100	1
SHEPHERD	24.1	24.1	2.8	114	1
MLDYEING	22.5	22.5	2.7	121	1
DELTALIFE	129.0	123.0	2.4	19	2
BBSCABLES	45.0	45.0	2.3	50	1
DSSL	16.9	16.9	2.1	127	1
MARICO	2,421.5	2,421.5	1.7	1	1
BSCCL	218.2	200.0	1.3	6	2
HRTEX	106.0	106.0	1.1	10	2
MONOSPOOL	307.4	307.4	1.0	3	1
Total			188.7		129

Upcoming Corporate Events

DSE Ticker	Right Share	Dividend		Event	Date
		Stock	Cash		
ANWARGALV		0.0%	10%	Record Date	4-Dec-23
EASTRNLU		10.0%	60%	Record Date	4-Dec-23
HRTEX		0.0%	5%	Record Date	4-Dec-23
WMSHIPYARD		0.0%	0%	Record Date	4-Dec-23
RDFOOD		0.0%	5%	Record Date	5-Dec-23
ESQUIRENIT		0.0%	10%	Record Date	5-Dec-23
QUEENSOUTH		0.0%	6%	Record Date	5-Dec-23
LRGLOBMF1		0.0%	3%	Record Date	5-Dec-23
VAMLBDMF1		0.0%	2%	Record Date	5-Dec-23
KBPPWBIL		0.0%	0%	Record Date	5-Dec-23
SSSTEEL		0.0%	2%	Record Date	5-Dec-23
DOMINAGE		0.0%	1%	Record Date	6-Dec-23
ARAMITCEM		0.0%	0%	Record Date	6-Dec-23
aramit		0.0%	25%	Record Date	6-Dec-23
GHCL		0.0%	0%	Record Date	6-Dec-23
CNATEX		0.0%	1%	Record Date	6-Dec-23
SALAMCRST		0.0%	5%	Record Date	7-Dec-23

Important DSE News

GSPFINANCE

(Q1 Un-audited): Consolidated EPS was Tk. (1.17) for January-March 2023 as against Tk. 0.31 for January-March 2022. Consolidated NOCFPS was Tk. (0.66) for January-March 2023 as against Tk. (0.19) for January-March 2022. Consolidated NAV per share was Tk. 26.61 as on March 31, 2023 and Tk. 27.78 as on December 31, 2022.

(Q2 Un-audited): Consolidated EPS was Tk. (1.47) for April-June 2023 as against Tk. 0.14 for April-June 2022; Consolidated NOCFPS was Tk. (2.96) for January-June 2023 as against Tk. 0.45 for January-June 2022. Consolidated NOCFPS was Tk. (0.27) for January-June 2023 as against Tk. (0.21) for January-June 2022. Consolidated NAV per share was Tk. 24.82 as on June 30, 2023 and Tk. 27.78 as on December 31, 2022.

COPPERTECH

(Q1 Un-audited): EPS was Tk. 0.11 for July-September 2023 as against Tk. 0.17 for July-September 2022; NOCFPS was Tk. 0.75 for July-September 2023 as against Tk. 0.65 for July-September 2022. NAV per share was Tk. 13.30 as on September 30, 2023 and Tk. 13.19 as on June 30, 2023.

RNSPIN

The company has informed that the Board of Directors of the company in its meeting held on November 29, 2023 has taken, among others, the following decision which is as follows: "Resolution No. 02: A special resolution to change the name of the company- The meeting had a threadbare discussion to change the Name of the Company, thereafter the Board decided to change the name of the Company from "R.N. Spinning Mills Ltd." to "Smart Industries PLC" or any other name as to be approved by the Registrar of Joint Stock Companies and Firms (RJSC), subject to approval of shareholders in the upcoming AGM to be held on 21 December, 2023 through virtual platform and regulatory authorities. After due approval, relevant clause of the Memorandum and Articles of Association of the Company will be amended accordingly."

EASTLAND

The Company has informed that the Board of Directors has approved the appointment of Mr. Shahid-E-Monzoor Morshed as Chief Executive Officer (Current Charge) of the company in place of Mr. Abdul Haque, FCA with effect from November 29, 2023.

Disclaimer: This report has been prepared by BRAC EPL Stock Brokerage Ltd and is provided for information purposes. It is not, under any circumstances, to be used or considered as an offer to sell, or a solicitation of any offer to buy. Reasonable care has been taken to ensure that the information is not untrue and misleading. BRAC EPL Stock Brokerage Ltd makes no representation or warranty as to the accuracy or completeness of such information. All opinions and estimates included in this report constitute our judgment as of this date and are subject to change without notice.