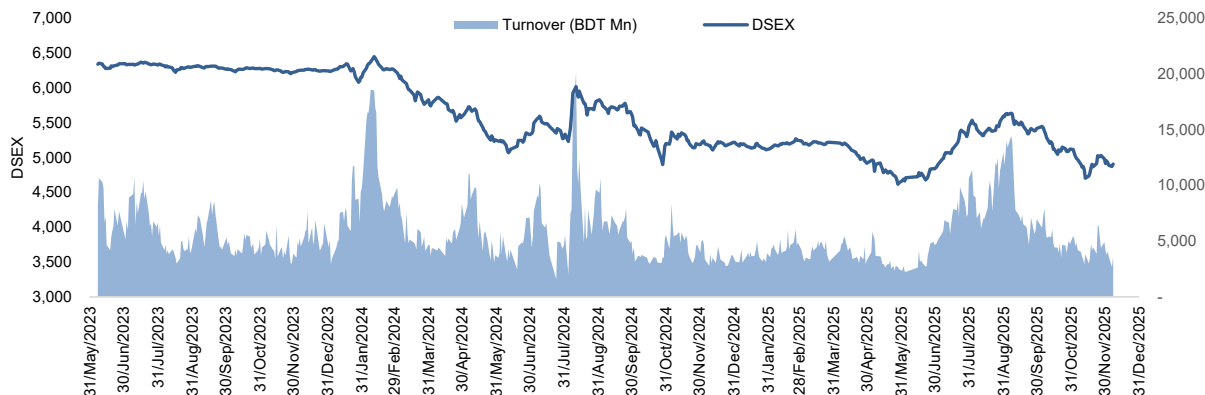


## Daily Market Update

The market closed in green today. The benchmark index DSEX (+0.69%) gained 33.65 points and closed at 4,906.29. The blue-chip index DS30 (+0.36%), the Shariah-based index DSES (+0.65%), and the large-cap index CDSET (+0.33%) closed at 1,892.95, 1,027.53, and 1,020.08 points, respectively. All the large-cap sectors posted positive performance today. NBFi booked the highest gain of 0.82% followed by Engineering (+0.77%), Bank (+0.58%), Pharmaceutical (+0.55%), Food & Allied (+0.49%), Fuel & Power (+0.29%), and Telecommunication (+0.13%), respectively. Block trades contributed 3.4% of the overall market turnover. Orion Infusion Ltd. (+3.4%) was the most traded share with a turnover of BDT 233 million.



Index	Closing	Opening	Point Δ	%Δ	YTD %Δ
DSEX	4,906.29	4,872.64	+33.65	+0.69%	-5.9%
DS30	1,892.95	1,886.12	+6.83	+0.36%	-2.4%
DSES	1,027.53	1,020.90	+6.63	+0.65%	-12.1%
CDSET	1,020.08	1,016.76	+3.32	+0.33%	-4.3%

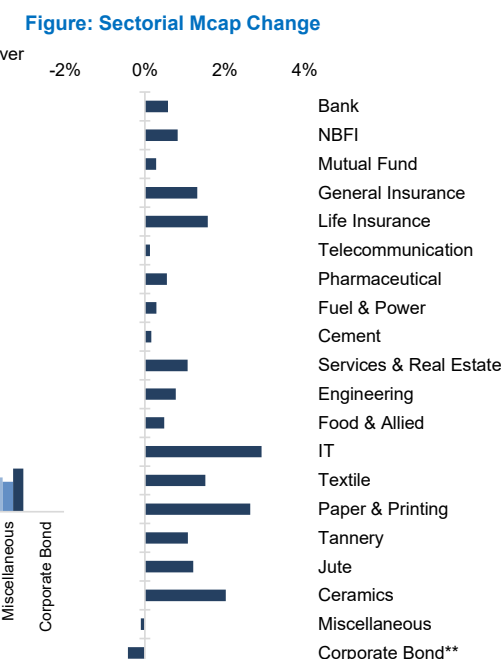
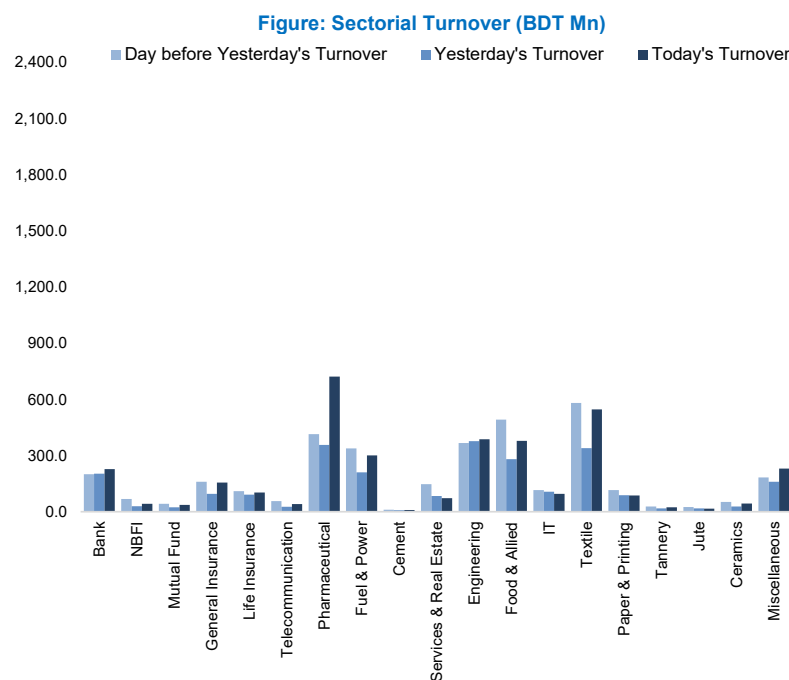
	Advanced	Declined	Unchanged	Total
All Category	287	53	51	391
A Category (Equity)	157	27	32	216
B Category (Equity)	67	7	4	78
N Category (Equity)	0	0	0	0
Z Category (Equity)	63	19	15	97
Mutual Funds	15	4	16	35
Corporate Bonds	0	2	1	3
Treasury Bonds	1	1	0	2

\* Based on Traded Scrips

		Today	Last Day	Daily %Δ
Mcap	Mn BDT	6,876,714	6,839,831	+0.5%
	Mn USD	56,246	55,944	
Turnover	Mn BDT	3,646	2,676	+36.2%
	Mn USD	30	22	
Volume	Mn Shares	135	101	+34.4%
No. of Trade		132,503	114,764	+15.5%

\* Average Interbank Exchange Rate is BDT 122.26 as of Dec 08, 2025

<b>Fahim Hassan</b> Research Analyst (880) 1709636546 fahim.hassan@bracepl.com	<b>Md Rakibul Hasan</b> Research Associate (880) 1708805229 rakibul.hasan@bracepl.com
---	--



Market PE 13.9x

Market PB 1.2x

\* Market P/E and P/BV calculation excludes Mutual Fund, Life Insurance, several NBFIs and Banks

Sector Index	Closing	Opening	Points Δ	%Δ	No. of Companies	Mcap (BDT Mn)	% of Total Mcap	Turnover (BDT Mn)	% of Total Turnover	PE	PB	Top Twenty Market Cap	Mcap (BDT Mn)	% of Total Mcap	Turnover (BDT Mn)	PE	PB
Bank	1,380	1,372	+7.90	+0.58%	36	652,829	9.7%	228.0	6.5%	NM	1.0x	GP	375,383	11.4%	7.3	12.8x	7.6x
NBFI	872	865	+7.10	+0.82%	23	83,139	1.2%	42.3	1.2%	NM	NM	SQURPHARMA	179,240	5.4%	23.3	7.1x	1.2x
Mutual Fund	483	482	+1.36	+0.28%	37	23,167	0.3%	37.0	1.1%	NM	0.4x	ROBI	147,186	4.5%	27.8	16.0x	2.2x
General Insurance	2,762	2,726	+35.74	+1.31%	43	78,821	1.2%	156.1	4.4%	13.0x	1.2x	BATBC	134,622	4.1%	8.2	11.7x	2.4x
Life Insurance	1,646	1,620	+25.53	+1.58%	15	43,777	0.6%	102.0	2.9%	NM	NM	BRACBANK	131,202	4.0%	22.7	8.4x	1.3x
Telecommunication	4,659	4,653	+5.99	+0.13%	3	546,286	8.1%	40.2	1.1%	13.4x	4.1x	WALTONHIL	124,625	3.8%	4.3	11.0x	0.9x
Pharmaceutical	2,822	2,807	+15.40	+0.55%	34	535,067	7.9%	721.6	20.5%	11.5x	1.4x	BEXIMCO	103,850	3.2%	0.0	NM	1.3x
Fuel & Power	1,027	1,024	+2.96	+0.29%	23	272,098	4.0%	301.3	8.6%	8.8x	0.6x	MARICO	85,403	2.6%	3.3	13.8x	28.6x
Cement	1,795	1,792	+2.87	+0.16%	7	85,551	1.3%	9.0	0.3%	20.6x	1.9x	BERGERPBL	68,999	2.1%	4.1	21.6x	3.9x
Services & Real Estate	952	942	+10.07	+1.07%	9	52,344	0.8%	71.9	2.0%	16.7x	0.4x	UPGDCL	68,926	2.1%	2.0	6.4x	1.5x
Engineering	2,296	2,278	+17.58	+0.77%	42	258,668	3.8%	386.8	11.0%	13.5x	0.7x	LHB	56,443	1.7%	5.0	13.9x	3.0x
Food & Allied	13,030	12,967	+63.16	+0.49%	21	238,833	3.5%	378.3	10.7%	19.1x	3.6x	BXPBARMA	49,162	1.5%	10.9	7.7x	1.0x
IT	1,682	1,634	+47.72	+2.92%	11	22,180	0.3%	95.9	2.7%	23.4x	1.4x	RENATA	45,328	1.4%	5.6	19.1x	1.3x
Textile	1,048	1,032	+15.64	+1.52%	58	109,484	1.6%	545.8	15.5%	80.7x	0.7x	UNILEVERCL	42,461	1.3%	0.3	58.7x	20.5x
Paper & Printing	4,418	4,304	+113.67	+2.64%	6	19,960	0.3%	86.8	2.5%	NM	1.1x	PUBALIBANK	38,522	1.2%	14.4	6.2x	0.5x
Tannery	1,831	1,811	+19.51	+1.08%	6	21,192	0.3%	24.4	0.7%	NM	1.4x	DUTCHBANGL	37,025	1.1%	1.8	7.5x	0.7x
Jute	11,749	11,608	+140.56	+1.21%	3	2,586	0.0%	16.3	0.5%	NM	NM	CITYBANK	36,966	1.1%	41.5	2.8x	0.6x
Ceramics	377	370	+7.49	+2.03%	5	16,925	0.3%	43.3	1.2%	NM	1.1x	EBL	36,065	1.1%	11.9	4.6x	0.8x
Miscellaneous	3,884	3,888	-4.00	-0.10%	15	211,087	3.1%	230.8	6.6%	99.0x	1.6x	PRIMEBANK	33,425	1.0%	9.7	3.8x	0.7x
Corporate Bond**	16,696	16,768	-71.40	-0.43%	16	36,861	0.5%	0.2	0.0%	NM	NM	ICB	31,828	1.0%	1.5	NM	1.0x
Treasury Bond**	2,260	2,249	+11.00	+0.49%	233	3,452,753	51.0%	3.2	0.1%	NM	NM						

Top Ten Gainers	Close Price (BDT)	Δ%	Turnover (BDT Mn)	PE	PB	Top Twenty Free Float Mcap	Free Float Mcap (BDT Mn)	% of Total Free Float Mcap	PE	PB	Most Traded Share	Close Price (BDT)	Δ%	Turnover (BDT Mn)	PE	PB	
RAHIMAFOD	138.6	+10.0%	50.5	NM	14.6x	SQURPHARMA	104,510	7.3%	7.1x	1.2x	ORIONINFU	391.5	+3.4%	232.8	NM	23.6x	
ZEALBANGLA	159.8	+10.0%	15.1	NM	NM	BRACBANK	73,520	5.2%	8.4x	1.3x	ASIATICLAB	54.6	+8.1%	196.7	17.7x	1.0x	
MEGHNAPE	22.4	+9.8%	1.3	NM	0.3x	BEXIMCO	69,465	4.9%	NM	1.3x	SIMTEX	24.0	+0.8%	196.5	23.8x	1.1x	
INTECH	28.2	+9.7%	6.0	NM	NM	ISLAMIBANK	62,516	4.4%	NM	0.8x	KBPWBIL	53.8	-2.0%	135.0	NM	4.4x	
SHYAMPSUG	217.7	+8.7%	14.5	NM	NM	WALTONHIL	50,579	3.6%	11.0x	0.9x	DOMINAGE	26.8	+2.3%	117.0	NM	1.6x	
PRIMEFIN	1.3	+8.33%	0.6	NM	0.2x	GP	38,875	2.7%	12.8x	7.6x	ACMEPL	17.9	+4.7%	115.9	NM	1.1x	
HFL	6.5	+8.3%	0.8	NM	0x	BATBC	36,336	2.6%	11.7x	2.4x	BDTHAIFOOD	15.2	-7.3%	115.7	NM	1.3x	
FIRSTFIN	2.6	+8.3%	0.4	NM	NM	BXPBARMA	34,505	2.4%	7.7x	1.0x	MONNOFABR	21.0	+4.5%	77.4	NM	0.8x	
ASIATICLAB	54.6	+8.1%	196.7	17.7x	1.0x	PUBALIBANK	25,230	1.8%	6.2x	0.5x	FINEFOODS	341.7	+1.2%	68.6	55.8x	19.8x	
REGENTTEX	2.8	+7.7%	1.3	NM	0.1x	CITYBANK	25,210	1.8%	2.8x	0.6x	MPETROLEUM	210.0	-1.1%	64.2	3.3x	0.7x	
						RENATA	25,107	1.8%	19.1x	1.3x							
						LHB	21,812	1.5%	13.9x	3.0x							
						PRIMEBANK	20,145	1.4%	3.8x	0.7x							
						OLYMPIC	19,861	1.4%	13.7x	2.1x							
						ALARABANK	15,936	1.1%	43.1x	0.8x							
						ROBI	15,347	1.1%	16.0x	2.2x							
						UTTARABANK	14,718	1.0%	NM	0.7x							
						BEACONPHAR	14,601	1.0%	22.4x	3.5x							
						UCB	13,924	1.0%	4.1x	0.4x							
						BSRMLTD	13,247	0.9%	3.7x	0.4x							
						* Bank and NBFI sector PE calculation methodology has been modified.											
						** The base of the Bond Index starts at 100, starting from Jan 13, 2022											
						Similarly, Treasury Bond Index starts at 100, starting from Oct 10, 2022											
Top Ten Losers	Close Price (BDT)	Δ%	Turnover (BDT Mn)	PE	PB							Block Trade	Maximum Price (BDT)	Minimum Price (BDT)	No. of Trade	Quantity ('000)	Turnover (BDT Mn)
FASFIN	0.7	-8.6%	3.2	NM	NM							FINEFOODS	330.0	315.0	10.0	135	44.53
FAMILYTEX	1.1	-8.3%	1.6	NM	0x							DOMINAGE	26.2	25.0	3.0	665	16.79
BDTHAIFOOD	15.2	-6.8%	0.9	NM	0.2x							DOMINAGE	26.2	25.0	3.0	665	16.79
NEWLINE	4.1	-6.8%	0.9	NM	0.2x							SHYAMPSUG	205.0	191.2	10.0	40	7.69
DBH1STMF	6.0	-4.8%	1.9	NM	0.7x							SIMTEX	26.0	22.0	3.0	244	6.25
POPULAR1MF	2.5	-3.8%	0.8	NM	0.3x							EXIM1STMF	3.1	3.1	1.0	1,500	4.65
ABB1STMF	2.6	-3.7%	0.5	NM	0.3x							MEGHNALIFE	42.5	42.5	1.0	95	4.04
ALLTEX	13.4	-3.6%	5.3	NM	0.5x							UNITEDFIN	12.6	12.6	1.0	226	2.85
TALLUSPIN	5.4	-3.6%	2.2	NM	0.4x							CITYGENINS	84.0	74.0	3.0	31	2.49
PLFSL	0.6	-3.2%	0.4	NM	NM							ACI	192.0	192.0	1.0	11	2.19

\* Bank and NBFI sector PE calculation methodology has been modified.

\*\* The base of the Bond Index starts at 100, starting from Jan 13, 2022. Similarly, Treasury Bond Index starts at 100, starting from Oct 10, 2022

Block Trade	Maximum Price (BDT)	Minimum Price	Turnover (BDT Mn)	Quantity ('000)	No. of Trade
FINEFOODS	330.0	315.0	44.5	135	10
DOMINAGE	26.2	25.0	16.8	665	3
DOMINAGE	26.2	25.0	16.8	665	3
SHYAMPSUG	205.0	191.2	7.7	40	10
SIMTEX	26.0	22.0	6.2	244	3
EXIM1STMF	3.1	3.1	4.7	1,500	1
MEGHNALIFE	42.5	42.5	4.0	95	1
UNITEDFIN	12.6	12.6	2.9	226	1
CITYGENINS	84.0	74.0	2.5	31	3
ACI	192.0	192.0	2.2	11	1
SONALILIFE	66.2	66.2	2.1	32	1
ORIONINFU	398.0	398.0	2.0	5	1
SALVO	30.3	29.1	1.7	58	3
RELIANCE1	13.4	13.4	1.3	100	2
SPCL	50.0	50.0	1.3	26	1
RAHIMAFOOD	128.5	125.0	1.0	8	2
BANKASIA	18.0	18.0	1.0	56	1
ACMEPL	17.2	16.9	1.0	59	2
AL-HAJTEX	129.0	129.0	0.7	6	1
BEACONPHAR	94.5	94.5	0.7	8	1
SQURPHARMA	184.5	184.5	0.6	3	1
RAHIMTEXT	181.0	181.0	0.5	3	1
<b>Total</b>			<b>125.3</b>		<b>56</b>

#### Important DSE News

##### ALLTEX

The Company has also reported EPS of Tk. (0.18), NAV per share of Tk. 24.77 and NOCFPS of Tk. 1.63 for the year ended June 30, 2025 as against Tk. (0.01), Tk. 19.92 and Tk. 1.19 respectively for the year ended June 30, 2024. (end) The Board of Directors has recommended No Dividend for the year ended June 30, 2025. Date, Time and Venue of the AGM: Shall be notified to the shareholders of the Company after obtaining the condonation of delay from the Honorable High Court Division of the Supreme Court of Bangladesh. Record Date: 07.01.2026. (cont.)

##### BDTHAI

**(Q1 Un-audited):** EPS was Tk. (0.70) for July-September 2025 as against Tk. (0.28) for July-September 2024. NOCFPS was Tk. (0.36) for July-September 2025 as against Tk. (0.36) for July-September 2024. NAV per share was Tk. 27.98 as on September 30, 2025 and Tk. 28.60 as on June 30, 2025.

##### DACCADYE

The Board of Directors has recommended No Dividend for the year ended June 30, 2025. Date of AGM: 16.01.2026, Time: 11.00 AM, Venue: Factory Premises at Pagar, Tongi, Gazipur. Record Date: Will be notified later. The Company has also reported EPS of Tk. (5.82), NAV per share of Tk. 25.71 and NOCFPS of Tk. 0.04 for the year ended June 30, 2025 as against Tk. (2.58), Tk. 31.51 and Tk. 1.47 respectively for the year ended June 30, 2024.

##### DACCADYE

**(Q1 Un-audited):** EPS was Tk. (1.51) for July-September 2025 as against Tk. (0.44) for July-September 2024. NOCFPS was Tk. 0.06 for July-September 2025 as against Tk. 0.40 for July-September 2024. NAV per share was Tk. 24.23 as on September 30, 2025 and Tk. 25.71 as on June 30, 2025.

#### Upcoming Corporate Events

DSE Ticker	Right Share	Dividend		Event	Date
		Stock	Cash		
MPETROLEUM		0.0%	200.0%	Record Date	10-Dec-25
SONALIANS		0.0%	15.0%	Record Date	10-Dec-25
ECABLES		0.0%	0.0%	Record Date	14-Dec-25
BDTHAI		0.0%	0.0%	Record Date	14-Dec-25
SILCOPHL		0.0%	1.1%	Record Date	15-Dec-25
FORTUNE		0.0%	0.5%	Record Date	15-Dec-25
GOLDENSON		0.0%	0.0%	Record Date	15-Dec-25
SAMATALETH		0.0%	0.0%	Record Date	18-Dec-25
LRBDL		0.0%	0.0%	Record Date	21-Dec-25
GENEXIL		0.0%	1.0%	Record Date	21-Dec-25
EASTRNLAB		50.0%	80.0%	Record Date	22-Dec-25
GPHISPAT		0.0%	5.0%	Record Date	23-Dec-25
KBPPWBIL		0.0%	10.0%	Record Date	24-Dec-25
BSC		0.0%	25.0%	Record Date	24-Dec-25
GHCL		0.0%	0.0%	Record Date	29-Dec-25
OIMEX		0.0%	0.0%	Record Date	30-Dec-25
ALLTEX		0.0%	0.0%	Record Date	7-Jan-26

**Disclaimer:** This report has been prepared by BRAC EPL Stock Brokerage Ltd and is provided for information purposes. It is not, under any circumstances, to be used or considered as an offer to sell, or a solicitation of any offer to buy. Reasonable care has been taken to ensure that the information is not untrue and misleading. BRAC EPL Stock Brokerage Ltd makes no representation or warranty as to the accuracy or completeness of such information. All opinions and estimates included in this report constitute our judgment as of this date and are subject to change without notice.