

Daily Market Update

The market closed in green today. The benchmark index DSEX (+0.21%) gained 13.06 points and closed at 6,264.35. The blue-chip index DS30 (+0.21%), the Shariah-based index DSES (+0.29%), and the large-cap index CDSET (+0.05%) closed at 2,116.86, 1,364.36, and 1,207.60 points, respectively. All the large-cap sectors posted positive performance today. Bank booked the highest gain of 0.14% followed by Food & Allied (+0.12%), Pharmaceutical (+0.08%), Engineering (+0.04%), Fuel & Power (+0.03%), NBF1 (+0.03%), and Telecommunication (0.00%), respectively. Block trades contributed 9.6% of the overall market turnover. Khulna Printing & Packaging Limited (-7.7%) was the most traded share with a turnover of BDT 272 million.

Index	Closing	Opening	Point Δ	%Δ	YTD %Δ
DSEX	6,264.35	6,251.29	+13.06	+0.21%	+0.9%
DS30	2,116.86	2,112.47	+4.39	+0.21%	-3.6%
DSES	1,364.36	1,360.44	+3.92	+0.29%	+0.4%
CDSET	1,207.60	1,206.96	+0.64	+0.05%	-0.6%

	Advanced	Declined	Unchanged	Total
All Category	122	43	180	345
A Category (Equity)	73	22	125	220
B Category (Equity)	43	16	46	105
N Category (Equity)	1	0	0	1
Z Category (Equity)	5	5	9	19
Mutual Funds	0	4	22	26
Corporate Bonds	0	0	2	2
Treasury Bonds	1	0	0	1

* Based on Traded Scripts

		Today	Last Day	Daily %Δ
Mcap	Mn BDT	7,743,832	7,736,994	+0.1%
	Mn USD	70,239	70,177	
Turnover	Mn BDT	5,918	5,379	+10.0%
	Mn USD	54	49	
Volume	Mn Shares	190	167	+13.2%
No. of Trade		174,975	156,291	+12.0%

* Average Interbank Exchange Rate is BDT 110.25 as of Dec 11, 2023

Fahim Hassan
Research Analyst

(880) 1709636546

fahim.hassan@bracepl.com

Billal Hossain

Research Associate

(880) 1708805229

billal.hossain@bracepl.com

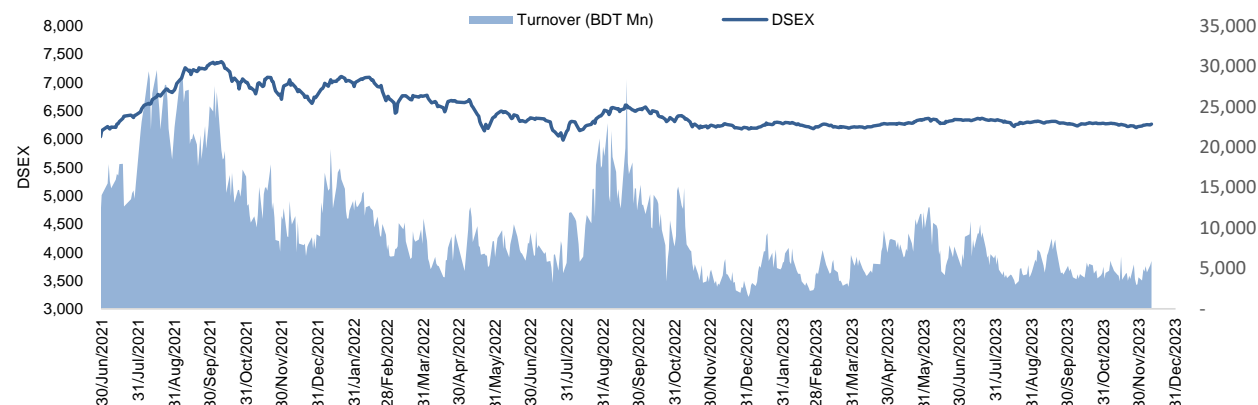


Figure: Sectorial Turnover (BDT Mn)

Day before Yesterday's Turnover Yesterday's Turnover Today's Turnover

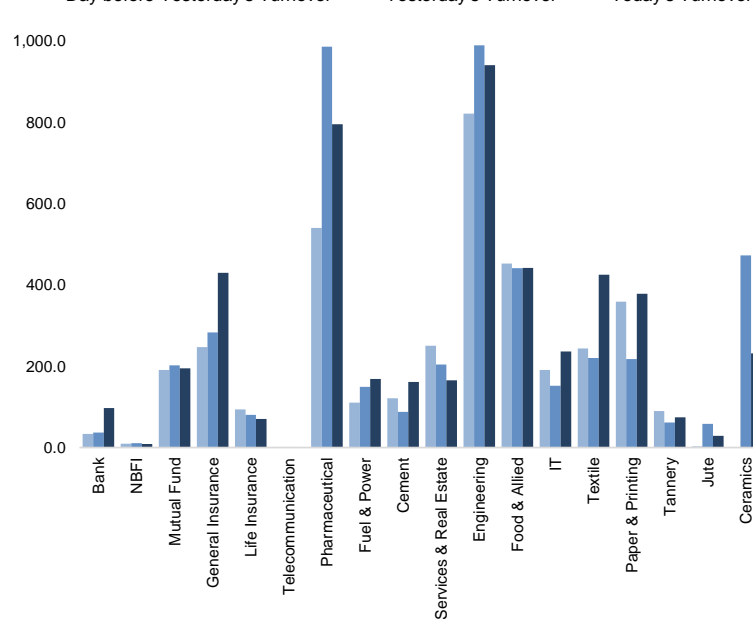
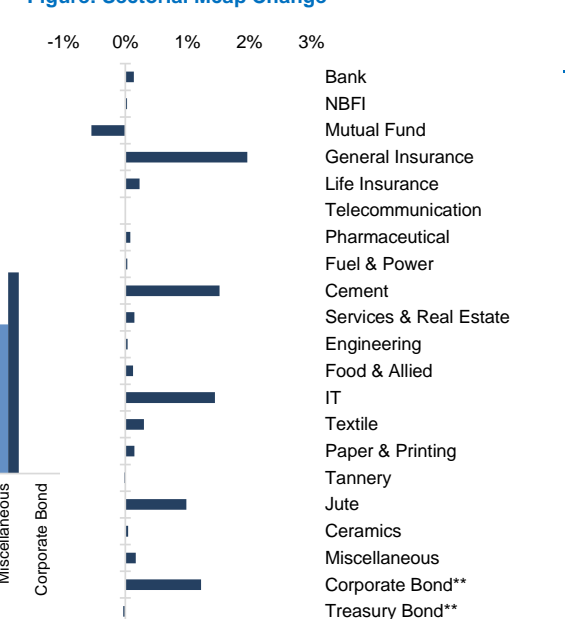


Figure: Sectorial Mcap Change



Market PE 19.5x

Market PB 1.6x

* Market P/E and P/BV calculation excludes Mutual Fund, Life Insurance, and NBL

Sector Index	Closing	Opening	Points Δ	%Δ	No. of Companies	Mcap (BDT Mn)	% of Total Mcap	Turnover (BDT Mn)	% of Total Turnover	PE	PB	Top Twenty Market Cap	Mcap (BDT Mn)	% of Total Mcap	Turnover (BDT Mn)	PE	PB
Bank	1,445	1,443	+2.01	+0.14%	35	681,473	8.8%	97.3	1.8%	12.4x	0.7x	GP	386,996	8.5%	0.2	12.5x	6.4x
NBFI	1,918	1,918	+0.50	+0.03%	23	186,673	2.4%	8.8	0.2%	NM	NM	WALTONHIL	317,378	7.0%	0.1	30.8x	4.2x
Mutual Fund	841	846	-4.62	-0.55%	37	39,780	0.5%	195.0	3.6%	NM	0.8x	BATBC	280,098	6.2%	0.2	15.4x	5.7x
General Insurance	3,479	3,412	+67.09	+1.97%	42	101,652	1.3%	429.6	8.0%	18.9x	1.6x	SQURPHARMA	185,977	4.1%	12.9	9.5x	1.5x
Life Insurance	2,601	2,595	+5.98	+0.23%	15	72,696	0.9%	70.6	1.3%	NM	NM	ROBI	157,138	3.5%	0.2	52.6x	2.4x
Telecommunication	4,946	4,946	-	-	3	580,232	7.5%	0.4	0.0%	16.0x	4.1x	RENATA	139,689	3.1%	0.0	66.1x	4.4x
Pharmaceutical	3,721	3,718	+2.92	+0.08%	33	719,217	9.3%	795.8	14.9%	19.6x	2.2x	UPGDCL	135,475	3.0%	0.0	19.6x	4.1x
Fuel & Power	1,702	1,701	+0.57	+0.03%	23	448,868	5.8%	168.7	3.2%	44.8x	1.1x	BEXIMCO	103,571	2.3%	0.0	34.2x	1.2x
Cement	2,552	2,514	+38.22	+1.52%	7	122,700	1.6%	161.3	3.0%	17.3x	2.6x	LHBL	81,412	1.8%	119.0	12.8x	3.8x
Services & Real Estate	1,761	1,758	+2.56	+0.15%	8	69,576	0.9%	165.7	3.1%	22.9x	0.9x	BERGERPBL	80,698	1.8%	6.0	26.1x	6.4x
Engineering	4,519	4,517	+1.67	+0.04%	42	530,710	6.9%	940.9	17.6%	26.9x	1.9x	ICB	74,119	1.6%	0.0	NM	1.7x
Food & Allied	21,261	21,235	+26.29	+0.12%	21	393,407	5.1%	442.1	8.3%	19.8x	6.9x	BXPHARMA	65,222	1.4%	0.1	13.8x	1.4x
IT	2,913	2,871	+41.53	+1.45%	11	37,976	0.5%	236.4	4.4%	30.0x	2.5x	BRACBANK	57,596	1.3%	0.2	7.7x	0.9x
Textile	1,661	1,656	+4.93	+0.30%	58	171,973	2.2%	425.5	8.0%	NM	1.2x	BEACONPHAR	56,595	1.2%	0.0	86.9x	9.0x
Paper & Printing	10,309	10,294	+15.06	+0.15%	6	39,721	0.5%	378.4	7.1%	60.0x	1.9x	ISLAMIBANK	52,486	1.2%	0.0	8.5x	0.7x
Tannery	3,115	3,115	-0.49	-0.02%	6	35,263	0.5%	74.1	1.4%	58.0x	3.3x	DUTCHBANGL	44,203	1.0%	0.1	8.0x	1.0x
Jute	31,298	30,993	+305.36	+0.99%	3	7,657	0.1%	28.9	0.5%	NM	NM	TITASGAS	40,459	0.9%	0.0	NM	0.6x
Ceramics	712	711	+0.34	+0.05%	5	32,909	0.4%	232.0	4.3%	55.2x	2.0x	UNILEVERCL	39,088	0.9%	6.7	39.5x	18.9x
Miscellaneous	4,209	4,202	+7.04	+0.17%	14	229,196	3.0%	495.1	9.3%	26.2x	1.8x	POWERGRID	37,347	0.8%	0.1	NM	0.3x
Corporate Bond**	4,207	4,156	+50.83	+1.22%	12	41,383	0.5%	0.1	0.0%	NM	NM	SUMITPOWER	36,308	0.8%	0.0	12.1x	0.9x
Treasury Bond**	86	86	-0.03	-0.03%	238	3,184,753	41.2%	0.5	0.0%	NM	NM						

Top Ten Gainers	Close Price (BDT)	Δ%	Turnover (BDT Mn)	PE	PB	Top Twenty Free Float Mcap	Free Float Mcap (BDT Mn)	% of Total Free Float Mcap	PE	PB	Most Traded Share	Close Price (BDT)	Δ%	Turnover (BDT Mn)	PE	PB
ANLIMAYARN	36.7	+9.9%	54.5	NM	3.6x	SQRPHARMA	121,499	7.0%	9.5x	1.5x	KPPL	31.1	-7.7%	272.0	NM	NM
SHURWID	15.8	+9.7%	16.1	NM	1.2x	BATBC	74,086	4.3%	15.4x	5.7x	CENTRALPHL	23.5	-3.3%	264.7	NM	4.2x
OAL	14.8	+9.6%	83.4	NM	1.3x	BEXIMCO	69,196	4.0%	34.2x	1.2x	SKTRIMS	36.8	+6.7%	185.9	32.6x	2.3x
ARAMITCEM	26.3	+6.9%	23.1	NM	NM	RENATA	68,042	3.9%	66.1x	4.4x	BDTHAI	21.4	+0.9%	171.0	NM	0.8x
SKTRIMS	36.8	+6.7%	185.9	32.6x	2.3x	BXPHARMA	45,564	2.6%	13.8x	1.4x	YPL	31.7	-5.1%	152.4	NM	5.9x
PDL	14.0	+6.1%	150.1	NM	1.0x	BEACONPHAR	39,617	2.3%	86.9x	9.0x	PDL	14.0	+6.1%	150.1	NM	1.0x
MIDLANDBNK	12.5	+5.9%	49.7	9.8x	1x	GP	38,700	2.2%	12.5x	6.4x	FUWANGCER	21.3	-0.9%	150.0	81.9x	1.8x
ETL	10.8	+5.9%	43.0	23.5x	0.9x	BRACBANK	30,964	1.8%	7.7x	0.9x	DOMINAGE	18.5	+1.6%	134.8	NM	1.1x
EASTERNINS	66.9	+5.7%	60.7	23.8x	1.3x	ISLAMIBANK	29,927	1.7%	8.5x	0.7x	FUWANGFOOD	31.2	+0.6%	132.0	NM	12.0x
EMERALDOIL	101.0	+4.7%	77.7	51.0x	NM	LHBL	28,562	1.6%	12.8x	3.8x	ADVENT	26.1	-3.3%	119.7	26.1x	1.7x

Top Ten Losers	Close Price (BDT)	Δ%	Turnover (BDT Mn)	PE	PB	NBL	19,116	1.1%	NM	0.9x	Block Trade	Maximum Price (BDT)	Minimum Price (BDT)	No. of Trade	Quantity ('000)	Turnover (BDT Mn)
						CITYBANK	18,190	1.0%	5.2x	0.7x						
KPPL	31.1	-7.7%	272.0	NM	NM	OLYMPIC	16,066	0.9%	17.8x	2.8x	SEAPEARL	198.3	162.3	9.0	1,127	206.73
CAPITECGBF	13.4	-6.3%	53.1	NM	1x	ROBI	15,714	0.9%	52.6x	2.4x	SQURPHARMA	209.8	208.3	77.0	638	133.43
YPL	31.7	-5.1%	152.4	NM	5.9x	ALARABANK	14,357	0.8%	12.5x	1.1x	ACMEPL	33.0	31.9	23.0	944	30.13
ATCSLGF	9.9	-4.8%	51.2	NM	1.0x	BSRMLTD	14,210	0.8%	5.2x	0.6x	BRACBANK	33.1	33.0	15.0	678	22.33
CAPMIBBLMF	12.5	-3.8%	17.6	NM	1.4x	SEAPEARL	13,733	0.8%	28.6x	9.6x	STANDARINS	54.0	54.0	3.0	300	16.23
ADVENT	26.1	-3.3%	119.7	26.1x	1.7x	UPGDCL	13,547	0.8%	19.6x	4.1x	EMERALDOIL	87.7	86.9	5.0	169	14.73
CENTRALPHL	23.5	-3.3%	264.7	NM	4.2x	PRIMEBANK	13,491	0.8%	4.9x	0.7x	LHBL	75.2	62.2	2.0	185	12.33
AFTABAUTO	34.2	-3.1%	84.5	NM	0.7x						BATBC	479.8	479.8	2.0	21	10.13
1STPRIMFMF	22.2	-3.1%	69.0	NM	2.1x						EIL	31.5	31.5	3.0	298	9.33
GQBALLPEN	147.4	-3.0%	48.0	NM	1.2x						SILVAPHL	19.5	19.5	16.0	420	8.23

* NBFJ Sector PE calculation methodology has been modified to reflect positive earnings only.

** The base of the Bond index starts at 100, starting from Jan 13, 2022
Similarly, Treasury Bond Index starts at 100, starting from Oct 10, 2022

Block Trade	Maximum Price (BDT)	Minimum Price (BDT)	Turnover (BDT Mn)	Quantity ('000)	No. of Trade
SEAPEARL	198.3	162.3	206.7	1,127	9
SQURPHARMA	209.8	208.3	133.4	638	77
ACMEPL	33.0	31.9	30.1	944	23
BRACBANK	33.1	33.0	22.4	678	15
STANDARINS	54.0	54.0	16.2	300	3
EMERALDOIL	87.7	86.9	14.7	169	5
LHBL	75.2	62.2	12.4	185	2
BATBC	479.8	479.8	10.1	21	2
EIL	31.5	31.5	9.4	298	3
SILVAPHL	19.5	19.5	8.2	420	16
EASTERNINS	67.0	67.0	8.0	120	2
PRAGATIINS	60.0	60.0	7.8	130	1
QUASEMIND	53.0	52.7	7.0	132	2
GP	261.7	261.6	5.1	20	6
FINEFOODS	128.3	128.3	4.9	38	1
RENATA	1,212.1	1,145.0	4.2	4	2
FORTUNE	68.3	68.3	3.6	52	1
DSSL	17.0	15.3	3.5	211	2
PREMIERCEM	59.9	59.9	3.2	53	1
CENTRALPHL	25.4	25.4	3.0	118	1
GSPFINANCE	27.4	27.4	2.7	99	1
PRAGATILIF	106.0	106.0	2.7	25	1
Total			570.7		248

Upcoming Corporate Events

DSE Ticker	Right Share	Dividend		Event	Date
		Stock	Cash		
MAKSONSPIN		0.0%	0%	Record Date	12-Dec-23
ECABLES		0.0%	3%	Record Date	13-Dec-23
JAMUNAOIL		0.0%	130%	Record Date	14-Dec-23
RINGSHINE		0.0%	0%	Record Date	17-Dec-23
SILCOPHL		0.0%	3%	Record Date	18-Dec-23
POWERGRID		0.0%	10%	Record Date	19-Dec-23
AFTABAUTO		0.0%	10%	Record Date	19-Dec-23
ARGONDENIM		0.0%	0%	Record Date	20-Dec-23
SAMATALETH		0.0%	0%	Record Date	20-Dec-23
INTRACO		0.0%	10%	Record Date	22-Dec-23
ZAHEENSPIN		0.0%	0%	Record Date	26-Dec-23
EPGL		0.0%	5%	Record Date	27-Dec-23
JUTESPINN		0.0%	0%	Record Date	28-Dec-23

Important DSE News

BSC

(Q1 Un-audited): EPS was Tk. 3.30 for July-September 2023 as against Tk. 3.98 for July-September 2022; NOCFPS was Tk. 7.24 for July-September 2023 as against Tk. 6.61 for July-September 2022; NAV per share was Tk. 89.97 as on September 30, 2023 and Tk. 86.67 as on June 30, 2023.

PROVATIINS

The company has informed that it has executed Share Purchase Agreement with HAC Securities Limited, DSE TREC No-074 on 1st March 2023 to purchase 52% shares of HAC Securities Limited. 52% shares of HAC Securities Limited were transferred to the name of Provati Insurance Company Limited through the Registrar of Joint Stock Companies and Firms, Bangladesh as per the Share Purchase Agreement on 10th December 2023.

UNIONBANK

Dhaka Stock Exchange Limited (DSE) has approved the proposed name change of the Company. Accordingly, the name of the Company will be 'Union Bank PLC.' instead of 'Union Bank Limited' with effect from December 12, 2023. Other things (except name) will remain unchanged.

APEXTANRY

The Company will be placed in 'B' category from existing 'A' category with effect from December 12, 2023 as the Company has approved 5% Cash Dividend for the year ended June 30, 2023.

Disclaimer: This report has been prepared by BRAC EPL Stock Brokerage Ltd and is provided for information purposes. It is not, under any circumstances, to be used or considered as an offer to sell, or a solicitation of any offer to buy. Reasonable care has been taken to ensure that the information is not untrue and misleading. BRAC EPL Stock Brokerage Ltd makes no representation or warranty as to the accuracy or completeness of such information. All opinions and estimates included in this report constitute our judgment as of this date and are subject to change without notice.