

## Daily Market Update

The market closed in red today. The benchmark index DSEX (-0.02%) lost 1 points and closed at 6,262.87. The blue-chip index DS30 (-0.25%), the Shariah-based index DSES (-0.12%), and the large-cap index CDSET (-0.06%) closed at 2,105.43, 1,363.02, and 1,204.93 points, respectively. Large-cap sectors posted mixed performance today. Bank booked the highest gain of 0.18%, followed by NBFI (+0.14%), Pharmaceutical (+0.01%), Telecommunication (+0.00%), Fuel & Power (-0.10%), Engineering (-0.14%), and Food & Allied (-0.21%), respectively. Block trades contributed 6.6% of the overall market turnover. Olympic Accessories Limited (+9.9%) was the most traded share with a turnover of BDT 318 million.

Index	Closing	Opening	Point Δ	%Δ	YTD %Δ
DSEX	6,262.87	6,263.87	-1.00	-0.02%	+0.9%
DS30	2,105.43	2,110.66	-5.23	-0.25%	-4.1%
DSES	1,363.02	1,364.72	-1.70	-0.12%	+0.3%
CDSET	1,204.93	1,205.62	-0.69	-0.06%	-0.8%

	Advanced	Declined	Unchanged	Total
All Category	81	95	167	343
A Category (Equity)	55	47	109	211
B Category (Equity)	23	40	46	109
N Category (Equity)	1	0	0	1
Z Category (Equity)	2	8	12	22
Mutual Funds	1	4	16	21
Corporate Bonds	0	0	0	0
Treasury Bonds	1	1	0	2

\* Based on Traded Scripts

		Today	Last Day	Daily %Δ
Mcap	Mn BDT	7,742,165	7,741,871	
	Mn USD	70,224	70,221	+0.0%
Turnover	Mn BDT	7,697	6,013	+28.0%
	Mn USD	70	55	
Volume	Mn Shares	251	211	+18.9%
No. of Trade		213,704	165,430	+29.2%

\* Average Interbank Exchange Rate is BDT 110.25 as of Dec 13, 2023

**Fahim Hassan**  
Research Analyst

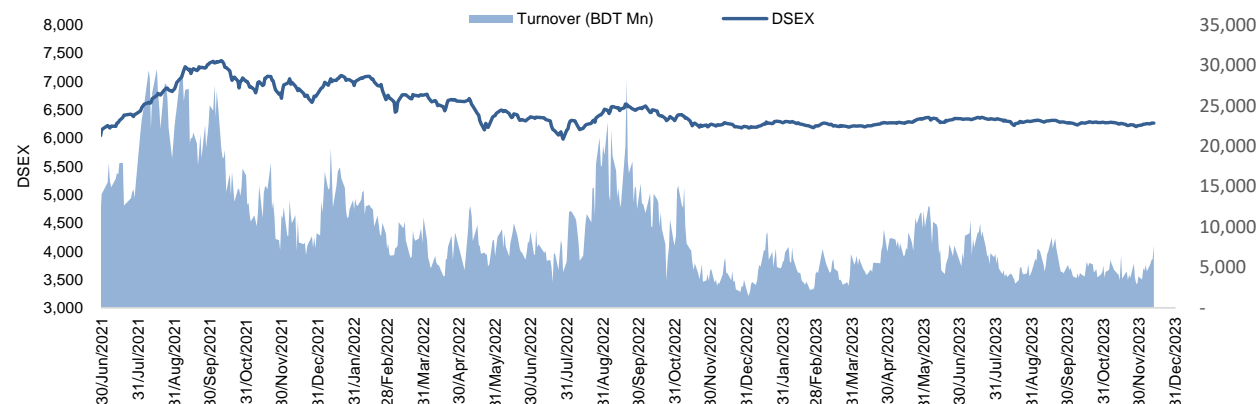
(880) 1709636546

fahim.hassan@bracepl.com

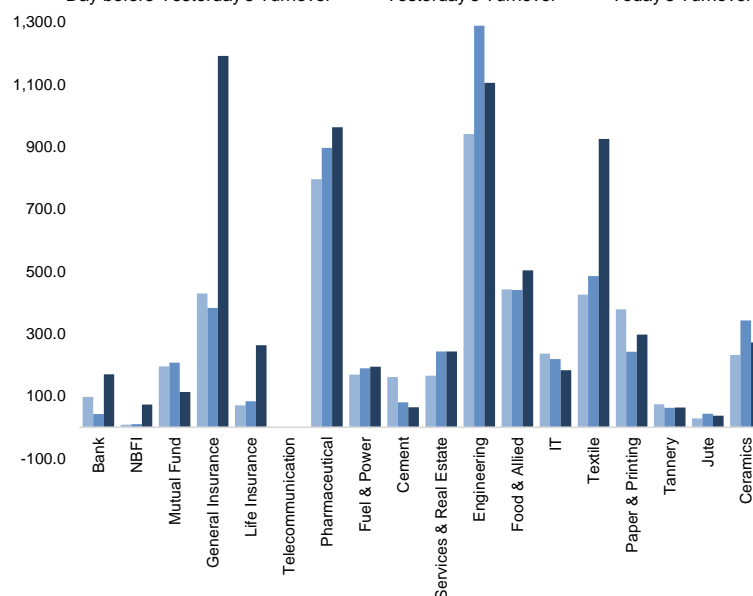
**Billal Hossain**  
Research Associate

(880) 1708805229

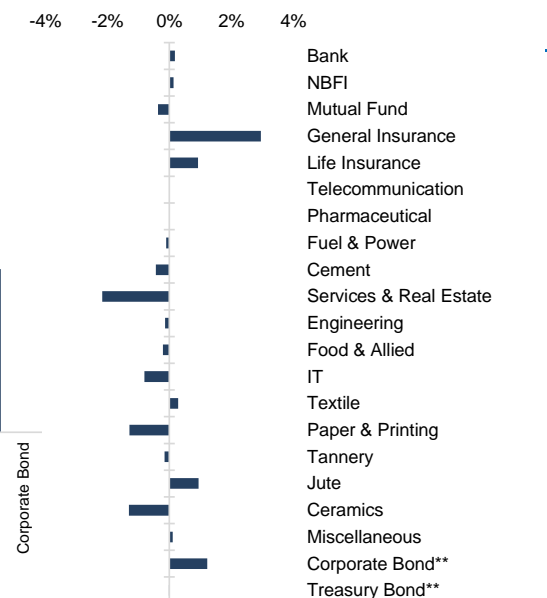
billal.hossain@bracepl.com



**Figure: Sectorial Turnover (BDT Mn)**



**Figure: Sectorial Mcap Change**



Market PE 19.5x

Market PB 1.6x

\* Market P/E and P/BV calculation excludes Mutual Fund, Life Insurance, and NBL

Sector Index	Closing	Opening	Points Δ	%Δ	No. of Companies	Mcap (BDT Mn)	% of Total Mcap	Turnover (BDT Mn)	% of Total Turnover	PE	PB	Top Twenty Market Cap	Mcap (BDT Mn)	% of Total Mcap	Turnover (BDT Mn)	PE	PB
Bank	1,446	1,443	+2.62	+0.18%	35	682,067	8.8%	170.2	2.4%	12.4x	0.7x	GP	386,996	8.5%	0.5	12.5x	6.4x
NBFI	1,921	1,918	+2.60	+0.14%	23	186,937	2.4%	73.1	1.0%	NM	NM	WALTONHIL	317,378	7.0%	0.0	30.8x	4.2x
Mutual Fund	839	842	-3.10	-0.37%	37	39,686	0.5%	113.0	1.6%	NM	0.8x	BATBC	280,098	6.2%	0.2	15.4x	5.7x
General Insurance	3,559	3,457	+102.18	+2.96%	42	104,008	1.3%	1,191.8	16.6%	19.3x	1.6x	SQURPHARMA	185,977	4.1%	14.3	9.5x	1.5x
Life Insurance	2,624	2,600	+24.17	+0.93%	15	73,353	0.9%	263.1	3.7%	NM	NM	ROBI	157,138	3.5%	0.2	52.6x	2.4x
Telecommunication	4,946	4,946	-	-	3	580,232	7.5%	0.7	0.0%	16.0x	4.1x	RENATA	139,689	3.1%	0.0	66.1x	4.4x
Pharmaceutical	3,724	3,724	+0.49	+0.01%	33	719,837	9.3%	962.7	13.4%	19.6x	2.2x	UPGDCL	135,475	3.0%	0.0	19.6x	4.1x
Fuel & Power	1,697	1,699	-1.77	-0.10%	23	447,591	5.8%	194.0	2.7%	44.6x	1.1x	BEXIMCO	103,571	2.3%	0.0	34.2x	1.2x
Cement	2,522	2,533	-10.92	-0.43%	7	121,237	1.6%	63.8	0.9%	17.1x	2.6x	BERGERPBL	80,716	1.8%	4.3	26.1x	6.4x
Services & Real Estate	1,695	1,732	-37.54	-2.17%	8	66,952	0.9%	242.9	3.4%	22.0x	0.9x	LHBL	80,135	1.8%	29.8	12.6x	3.8x
Engineering	4,519	4,525	-6.24	-0.14%	42	530,739	6.9%	1,104.9	15.4%	26.9x	1.9x	ICB	74,119	1.6%	0.0	NM	1.7x
Food & Allied	21,204	21,248	-44.11	-0.21%	21	392,360	5.1%	503.1	7.0%	19.7x	6.9x	BXPBARMA	65,222	1.4%	0.0	13.8x	1.4x
IT	2,895	2,919	-23.40	-0.80%	11	37,744	0.5%	183.3	2.5%	29.8x	2.5x	BRACBANK	57,596	1.3%	0.5	7.7x	0.9x
Textile	1,672	1,667	+4.84	+0.29%	58	173,138	2.2%	925.1	12.9%	NM	1.2x	BEACONPHAR	56,595	1.2%	0.3	86.9x	9.0x
Paper & Printing	10,178	10,311	-132.97	-1.29%	6	39,217	0.5%	297.7	4.1%	59.3x	1.9x	ISLAMIBANK	52,486	1.2%	0.0	8.5x	0.7x
Tannery	3,115	3,120	-4.70	-0.15%	6	35,268	0.5%	63.3	0.9%	58.1x	3.3x	DUTCHBANGL	44,203	1.0%	0.1	8.0x	1.0x
Jute	31,232	30,939	+292.85	+0.95%	3	7,640	0.1%	37.0	0.5%	NM	NM	TITASGAS	40,459	0.9%	0.0	NM	0.6x
Ceramics	706	715	-9.30	-1.30%	5	32,644	0.4%	272.2	3.8%	54.8x	1.9x	UNILEVERCL	38,907	0.9%	0.6	39.3x	18.8x
Miscellaneous	4,221	4,217	+4.49	+0.11%	14	229,832	3.0%	523.3	7.3%	26.3x	1.8x	POWERGRID	37,347	0.8%	0.0	NM	0.3x
Corporate Bond**	4,259	4,207	+51.45	+1.22%	12	41,383	0.5%	0.0	0.0%	NM	NM	SUMITPOWER	36,308	0.8%	0.0	12.1x	0.9x
Treasury Bond**	86	86	-0.00	-0.01%	238	3,184,394	41.2%	6.1	0.1%	NM	NM						

Top Ten Gainers	Close Price (BDT)	Δ%	Turnover (BDT Mn)	PE	PB
UNIONCAP	8.8	+10.0%	33.0	NM	NM
ANLIMAYARN	44.3	+9.9%	51.1	NM	4.3x
KBPPWBIL	87.5	+9.9%	77.5	NM	7.4x
OAL	17.8	+9.9%	318.0	NM	1.6x
MEGHNAIS	37.4	+9.4%	38.7	16.1x	2.6x
MERCINS	34.3	+9.2%	25.1	19.7x	1.6x
SONARGAON	36.1	+9.1%	63.6	NM	2x
ORIONINFU	363.4	+8.7%	280.6	NM	24.3x
ALLTEX	18.9	+8.0%	56.6	NM	3.6x
MIDASFIN	11.1	+7.8%	18.3	NM	1.4x

Top Twenty Free Float Mcap	Free Float Mcap (BDT Mn)	% of Total Free Float Mcap	PE	PB
SQURPHARMA	121,499	7.0%	9.5x	1.5x
BATBC	74,086	4.3%	15.4x	5.7x
BEXIMCO	69,196	4.0%	34.2x	1.2x
RENATA	68,042	3.9%	66.1x	4.4x
BXPBARMA	45,564	2.6%	13.8x	1.4x
BEACONPHAR	39,617	2.3%	86.9x	9.0x
GP	38,700	2.2%	12.5x	6.4x
BRACBANK	30,964	1.8%	7.7x	0.9x
ISLAMIBANK	29,927	1.7%	8.5x	0.7x
LHBL	28,562	1.6%	12.6x	3.8x
PUBALIBANK	19,162	1.1%	4.1x	0.6x
NBL	19,116	1.1%	NM	0.9x
CITYBANK	18,190	1.0%	5.2x	0.7x
OLYMPIC	16,066	0.9%	17.8x	2.8x
ROBI	15,714	0.9%	52.6x	2.4x
ALARABANK	14,357	0.8%	12.5x	1.1x
BSRMLTD	14,210	0.8%	5.2x	0.6x
SEAPEARL	13,733	0.8%	25.5x	8.5x
UPGDCL	13,547	0.8%	19.6x	4.1x
PRIMEBANK	13,491	0.8%	4.9x	0.7x

Most Traded Share	Close Price (BDT)	Δ%	Turnover (BDT Mn)	PE	PB
OAL	17.8	+9.9%	318.0	NM	1.6x
ORIONINFU	363.4	+8.7%	280.6	NM	24.3x
CENTRALPHL	22.6	-8.9%	275.6	NM	4.1x
KPPL	28.7	-8.9%	218.7	NM	NM
PDL	14.9	-	214.0	NM	1.1x
SKTRIMS	33.5	-6.7%	151.2	29.6x	2.1x
FUWANGFOOI	29.7	-3.3%	147.6	NM	11.4x
FUWANGCER	20.1	-6.5%	146.1	77.3x	1.7x
BDTHAI	19.8	-7.5%	140.4	NM	0.7x
SEAPEARL	156.8	-6.7%	137.6	25.5x	8.5x

Top Ten Losers	Close Price (BDT)	Δ%	Turnover (BDT Mn)	PE	PB
KPPL	28.7	-8.9%	218.7	NM	NM
CENTRALPHL	22.6	-8.9%	275.6	NM	4x
1STPRIMFMF	21.0	-7.5%	35.8	NM	2.0x
BDTHAI	19.8	-7.5%	140.4	NM	0.7x
STANCERAM	177.1	-7.5%	68.5	NM	NM
GQBALLPEN	150.5	-7.0%	50.6	NM	1.3x
SEAPEARL	156.8	-6.7%	137.6	25.5x	8.5x
SKTRIMS	33.5	-6.7%	151.2	29.6x	2.1x
FUWANGCER	20.1	-6.5%	146.1	77.3x	1.7x
ADVENT	25.4	-5.9%	108.5	25.4x	1.7x

\* NBFI Sector PE calculation methodology has been modified to reflect positive earnings only.  
\*\* The base of the Bond Index starts at 100, starting from Jan 13, 2022  
Similarly, Treasury Bond Index starts at 100, starting from Oct 10, 2022

Block Trade	Maximum Price (BDT)	Minimum Price (BDT)	No. of Trade	Quantity ('000)	Turnover (BDT Mn)
SQURPHARMA	209.8	208.4	45.0	693	145.15
RENATA	1,141.8	1,141.8	4.0	82	94.16
SEAPEARL	184.0	162.0	4.0	197	33.06
ACMEPL	31.9	31.9	14.0	802	25.59
STANDARINS	57.0	53.0	7.0	288	16.08
SSSTEEL	15.0	15.0	9.0	769	11.54
EASTERNINS	71.0	70.0	3.0	135	9.49
SOUTHEASTB	13.3	12.8	3.0	596	7.82
SAIHAMTEX	16.0	15.9	13.0	437	6.96
AIL	81.0	79.0	3.0	84	6.77

Block Trade	Maximum Price (BDT)	Minimum Price (BDT)	Turnover (BDT Mn)	Quantity ('000)	No. of Trade
SQURPHARMA	209.8	208.4	145.1	693	45
RENATA	1,141.8	1,141.8	94.2	82	4
SEAPEARL	184.0	162.0	33.1	197	4
ACMEPL	31.9	31.9	25.6	802	14
STANDARINS	57.0	53.0	16.1	288	7
SSSTEEL	15.0	15.0	11.5	769	9
EASTERNINS	71.0	70.0	9.5	135	3
SOUTHEASTB	13.3	12.8	7.8	596	3
SAIHAMTEX	16.0	15.9	7.0	437	13
AIL	81.0	79.0	6.8	84	3
PRAGATILIF	107.0	107.0	6.4	60	1
KBPPWBIL	80.0	75.0	6.3	80	2
SONALIPAPR	652.0	569.0	5.4	9	6
GQBALLPEN	162.5	162.5	5.2	32	1
BRACBANK	34.8	33.0	5.0	149	6
EMERALDOIL	99.0	99.0	5.0	50	1
IFIC	12.2	12.2	4.7	388	2
QUASEMIND	64.1	64.1	4.2	66	1
ORIONINFU	363.4	339.6	3.9	11	2
INDEXAGRO	103.5	103.5	3.8	36	6
GOLDENSON	18.1	18.1	3.7	204	3
EIL	35.9	35.9	3.6	100	1
<b>Total</b>			<b>505.6</b>		<b>251</b>

#### Upcoming Corporate Events

DSE Ticker	Right Share	Dividend		Event	Date
		Stock	Cash		
JAMUNAOIL		0.0%	130%	Record Date	14-Dec-23
RINGSHINE		0.0%	0%	Record Date	17-Dec-23
SILCOPHL		0.0%	3%	Record Date	18-Dec-23
POWERGRID		0.0%	10%	Record Date	19-Dec-23
AFTBAUTO		0.0%	10%	Record Date	19-Dec-23
ARGONDENIM		0.0%	0%	Record Date	20-Dec-23
SAMATALETH		0.0%	0%	Record Date	20-Dec-23
INTRACO		0.0%	10%	Record Date	22-Dec-23
ZAHEENSPIN		0.0%	0%	Record Date	26-Dec-23
EPGL		0.0%	5%	Record Date	27-Dec-23
JUTESPINN		0.0%	0%	Record Date	28-Dec-23

#### Important DSE News

##### SINOBANGLA

The company has informed that Bangladesh Securities and Exchange Commission (BSEC) has accorded approval for rights issue of Sinobangla Industries Limited for raising paid up capital through issuance of 10,098,283 Ordinary Shares of Tk. 10.00 each at an issue price of Tk. 20.00 (including premium Tk. 10) totaling Tk. 201,965,660 offered on the basis of 01 (One) [R]: 02 (Two) i.e., 01 (One) rights share against 02 (Two) existing shares held on the record date for entitlement of rights share. The purpose of issuance of Rights Shares is for loan repayment and purchasing capital machinery.

##### AFCAGRO

The company has informed that it has entered into an agreement with Bioneer Corporation, a South Korean company specializing in molecular diagnostics, to produce a range of molecular diagnostic kits for the detection of Dengue, Chikungunya, Hepatitis B virus, Hepatitis C virus, HPV, HLab27, TB, STI, GI, and transplant-related viruses, etc. Under the agreement, AFC Agro Biotech Limited will manufacture, refill and distribute Bioneer's molecular diagnostic kits in Bangladesh and other ASEAN countries.

##### ENVOYTEX

The company has informed that the Board in its meeting held on December 12, 2023 fixed the following schedule for an Extra-Ordinary General Meeting (EGM) of the shareholders. The purpose of the EGM is to appoint the Managing Director and Deputy Managing Director of the company.

**Disclaimer:** This report has been prepared by BRAC EPL Stock Brokerage Ltd and is provided for information purposes. It is not, under any circumstances, to be used or considered as an offer to sell, or a solicitation of any offer to buy. Reasonable care has been taken to ensure that the information is not untrue and misleading. BRAC EPL Stock Brokerage Ltd makes no representation or warranty as to the accuracy or completeness of such information. All opinions and estimates included in this report constitute our judgment as of this date and are subject to change without notice.