

Daily Market Update

The market closed in red today. The benchmark index DSEX (-0.16%) lost 10.05 points and closed at 6,256.80. The blue-chip index DS30 (-0.27%), the Shariah-based index DSES (-0.13%), and the large-cap index CDSET (-0.05%) closed at 2,101.47, 1,362.85, and 1,205.78 points, respectively. Large-cap sectors posted mixed performance today. NBFi booked the highest gain of 0.19%, followed by Bank (+0.17%), Pharmaceutical (+0.02%), Telecommunication (+0.00%), Engineering (-0.04%), Food & Allied (-0.17%), and Fuel & Power (-0.32%), respectively. Block trades contributed 5.3% of the overall market turnover. Pacific Denims Limited (+8.6%) was the most traded share with a turnover of BDT 386 million.

Index	Closing	Opening	Point Δ	%Δ	YTD %Δ
DSEX	6,256.80	6,266.85	-10.05	-0.16%	+0.8%
DS30	2,101.47	2,107.12	-5.65	-0.27%	-4.3%
DSES	1,362.85	1,364.66	-1.81	-0.13%	+0.3%
CDSET	1,205.78	1,206.38	-0.60	-0.05%	-0.7%

	Advanced	Declined	Unchanged	Total
All Category	43	131	178	352
A Category (Equity)	14	80	128	222
B Category (Equity)	27	42	38	107
N Category (Equity)	0	1	0	1
Z Category (Equity)	2	8	12	22
Mutual Funds	2	1	22	25
Corporate Bonds	1	0	1	2
Treasury Bonds	1	0	0	1

* Based on Traded Scripts

		Today	Last Day	Daily %Δ
Mcap	Mn BDT	7,740,327	7,745,789	
	Mn USD	70,207	70,257	-0.1%
Turnover	Mn BDT	6,247	4,811	+29.8%
	Mn USD	57	44	
Volume	Mn Shares	259	174	+49.1%
	No. of Trade	175,029	148,021	+18.2%

* Average Interbank Exchange Rate is BDT 110.25 as of Dec 17, 2023

Fahim Hassan
 Research Analyst

(880) 1709636546

fahim.hassan@bracepl.com

Billal Hossain
 Research Associate

(880) 1708805229

billal.hossain@bracepl.com

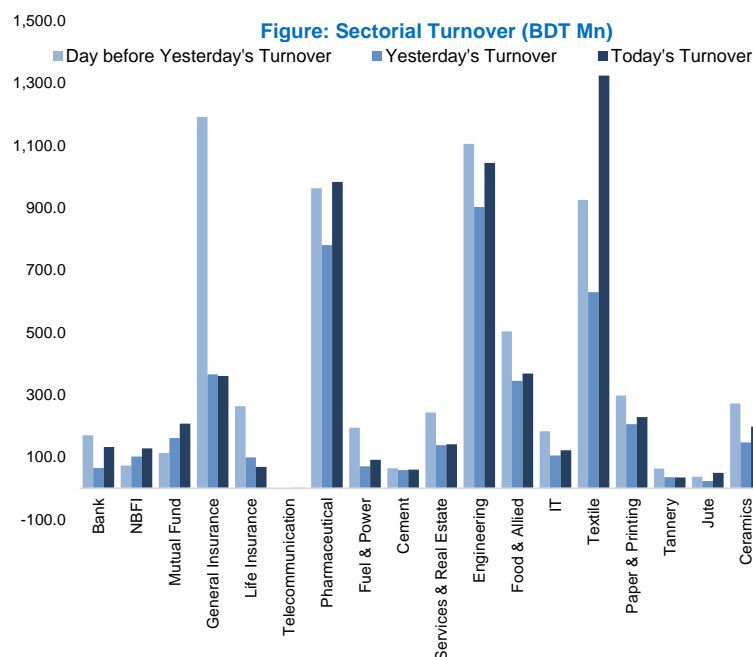
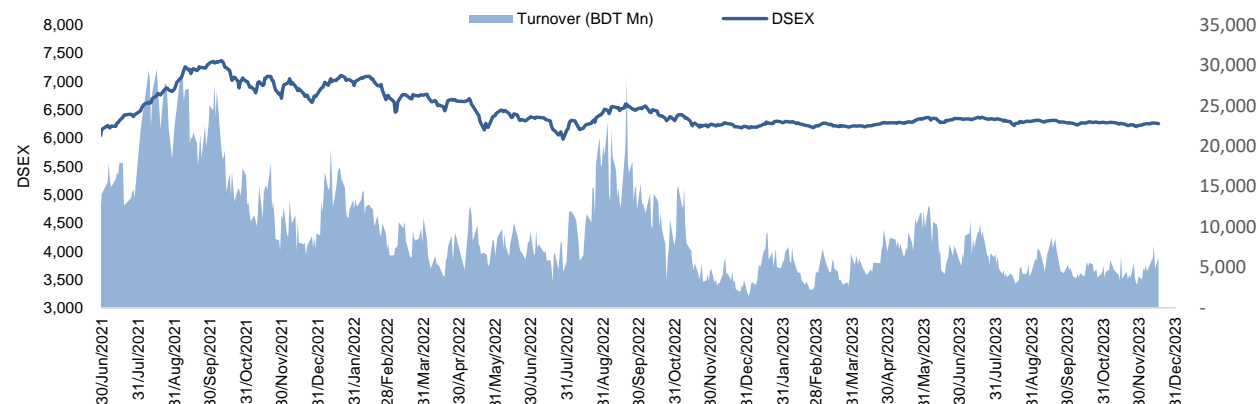
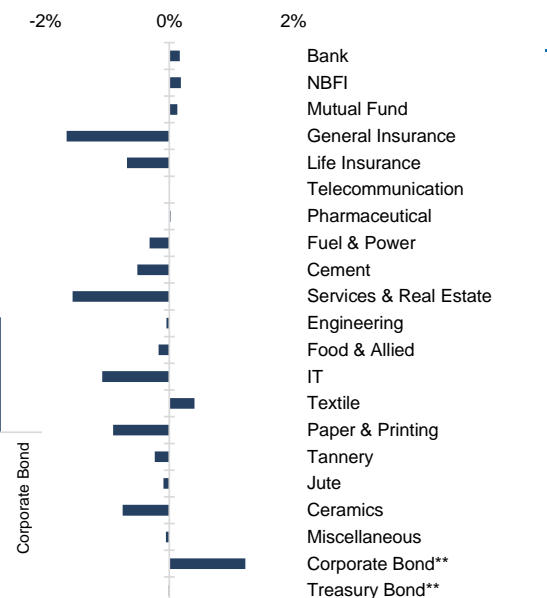


Figure: Sectorial Mcap Change



Market PE 19.4x

Market PB 1.6x

* Market P/E and P/BV calculation excludes Mutual Fund, Life Insurance, and NBL

Sector Index	Closing	Opening	Points Δ	%Δ	No. of Companies	Mcap (BDT Mn)	% of Total Mcap	Turnover (BDT Mn)	% of Total Turnover	PE	PB	Top Twenty Market Cap	Mcap (BDT Mn)	% of Total Mcap	Turnover (BDT Mn)	PE	PB
Bank	1,450	1,448	+2.47	+0.17%	35	684,152	8.9%	132.4	2.2%	12.5x	0.7x	GP	386,996	8.6%	0.9	12.5x	6.4x
NBFI	1,926	1,922	+3.58	+0.19%	23	187,400	2.4%	127.9	2.2%	NM	NM	WALTONHIL	317,378	7.0%	0.0	30.8x	4.2x
Mutual Fund	844	843	+1.09	+0.13%	37	39,917	0.5%	207.6	3.5%	NM	0.8x	BATBC	280,098	6.2%	0.3	15.4x	5.7x
General Insurance	3,449	3,508	-58.14	-1.66%	42	100,792	1.3%	360.3	6.1%	18.7x	1.6x	SQURPHARMA	185,977	4.1%	13.7	9.5x	1.5x
Life Insurance	2,595	2,612	-17.85	-0.68%	15	72,521	0.9%	68.3	1.2%	NM	NM	ROBI	157,138	3.5%	0.4	52.6x	2.4x
Telecommunication	4,946	4,946	-	-	3	580,232	7.5%	1.4	0.0%	16.0x	4.1x	RENATA	139,689	3.1%	0.0	66.1x	4.4x
Pharmaceutical	3,737	3,736	+0.69	+0.02%	33	722,370	9.4%	983.2	16.6%	19.7x	2.2x	UPGDCL	135,475	3.0%	0.0	19.6x	4.1x
Fuel & Power	1,690	1,696	-5.37	-0.32%	23	445,888	5.8%	91.7	1.6%	44.5x	1.1x	BEXIMCO	103,571	2.3%	0.2	34.2x	1.2x
Cement	2,506	2,520	-13.04	-0.52%	7	120,489	1.6%	59.9	1.0%	17.0x	2.6x	BERGERPBL	80,614	1.8%	1.4	26.1x	6.4x
Services & Real Estate	1,677	1,704	-26.59	-1.56%	8	66,276	0.9%	141.0	2.4%	21.8x	0.9x	LHBL	79,786	1.8%	38.5	12.6x	3.7x
Engineering	4,524	4,526	-1.98	-0.04%	42	531,289	6.9%	1,044.4	17.7%	27.0x	1.9x	ICB	74,119	1.6%	0.1	NM	1.7x
Food & Allied	21,184	21,220	-36.73	-0.17%	21	391,981	5.1%	368.0	6.2%	19.7x	6.9x	BXPBARMA	65,222	1.4%	0.0	13.8x	1.4x
IT	2,845	2,876	-31.15	-1.08%	11	37,093	0.5%	121.8	2.1%	29.3x	2.4x	BRACBANK	57,596	1.3%	0.3	7.7x	0.9x
Textile	1,681	1,674	+6.81	+0.41%	58	174,111	2.3%	1,324.8	22.4%	NM	1.2x	BEACONPHAR	56,595	1.3%	0.0	86.9x	9.0x
Paper & Printing	10,031	10,122	-91.69	-0.91%	6	38,648	0.5%	228.8	3.9%	58.4x	1.9x	ISLAMIBANK	52,486	1.2%	0.0	8.5x	0.7x
Tannery	3,135	3,143	-7.44	-0.24%	6	35,495	0.5%	34.3	0.6%	58.4x	3.3x	DUTCHBANGL	44,203	1.0%	0.0	8.0x	1.0x
Jute	17,482	17,499	-16.79	-0.10%	3	4,277	0.1%	49.3	0.8%	NM	NM	TITASGAS	40,459	0.9%	0.0	NM	0.6x
Ceramics	700	705	-5.31	-0.75%	5	32,375	0.4%	197.7	3.3%	54.3x	1.9x	UNILEVERCL	38,824	0.9%	0.7	39.2x	18.7x
Miscellaneous	4,236	4,238	-2.31	-0.05%	14	230,615	3.0%	368.9	6.2%	26.4x	1.8x	POWERGRID	37,347	0.8%	0.0	NM	0.3x
Corporate Bond**	4,310	4,258	+52.19	+1.23%	12	41,374	0.5%	0.3	0.0%	NM	NM	SUMITPOWER	36,308	0.8%	0.0	12.1x	0.9x
Treasury Bond**	86	86	-0.01	-0.01%	238	3,185,185	41.2%	2.0	0.0%	NM	NM						

Top Ten Gainers	Close Price (BDT)	Δ%	Turnover (BDT Mn)	PE	PB	Top Twenty Free Float Mcap	Free Float Mcap (BDT Mn)	% of Total Free Float Mcap	PE	PB	Most Traded Share	Close Price (BDT)	Δ%	Turnover (BDT Mn)	PE	PB
ETL	13.2	+10.0%	168.3	28.7x	1.0x	SQURPHARMA	121,499	7.0%	9.5x	1.5x	PDL	17.6	+8.6%	385.8	NM	1.3x
1STPRIMFMF	25.4	+10.0%	100.9	NM	2.4x	BATBC	74,086	4.3%	15.4x	5.7x	ORIONINFU	382.2	+5.0%	358.2	NM	25.6x
ZAHEENSPIN	11.7	+9.3%	118.1	NM	2.3x	BEXIMCO	69,196	4.0%	34.2x	1.2x	OAL	18.7	-1.6%	323.9	NM	1.7x
MIDASFIN	11.8	+9.3%	15.0	NM	1.5x	RENATA	68,042	3.9%	66.1x	4.4x	WMSHIPYARD	14.9	+4.2%	204.1	NM	0.8x
ZAHINTEX	9.8	+8.9%	63.5	NM	1.0x	BXPBARMA	45,564	2.6%	13.8x	1.4x	CENTRALPHL	21.5	-6.1%	188.0	NM	3.9x
KAY&QUE	236.8	+8.7%	10.6	NM	3.1x	BEACONPHAR	39,617	2.3%	86.9x	9.0x	IBP	20.5	+6.8%	179.4	NM	1.5x
PDL	17.6	+8.6%	385.8	NM	1x	GP	38,700	2.2%	12.5x	6.4x	ETL	13.2	+10.0%	168.3	28.7x	1.0x
FASFIN	5.9	+7.3%	26.2	NM	NM	BRACBANK	30,964	1.8%	7.7x	0.9x	KPPL	26.6	-6.0%	164.6	NM	NM
ILFSL	6.1	+7.0%	24.7	NM	NM	ISLAMIBANK	29,927	1.7%	8.5x	0.7x	YPL	30.6	-2.2%	123.2	NM	5.7x
IBP	20.5	+6.8%	179.4	NM	1.5x	LHBL	28,562	1.6%	12.6x	3.7x	ZAHEENSPIN	11.7	+9.3%	118.1	NM	2.3x

Top Ten Losers	Close Price (BDT)	Δ%	Turnover (BDT Mn)	PE	PB	Top Twenty Free Float Mcap	Free Float Mcap (BDT Mn)	% of Total Free Float Mcap	PE	PB	Block Trade	Maximum Price (BDT)	Minimum Price (BDT)	No. of Trade	Quantity ('000)	Turnover (BDT Mn)
ISNLTD	50.4	-8.0%	18.4	NM	16.7x	NBL	19,116	1.1%	NM	0.9x	BEACONPHAR	251.4	251.4	1.0	200	50.28
BDTHAI	18.2	-7.1%	77.4	NM	1x	CITYBANK	18,190	1.0%	5.2x	0.7x	SQURPHARMA	209.6	208.8	24.0	114	23.96
STANCERAM	170.8	-6.4%	41.2	NM	NM	OLYMPIC	16,066	0.9%	17.9x	2.8x	EMERALDOIL	103.2	85.0	8.0	237	22.70
JAMUNAOIL	167.9	-6.4%	13.6	5.2x	0.8x	ROBI	15,714	0.9%	52.6x	2.4x	EGEN	44.0	40.7	3.0	513	22.51
CENTRALPHL	21.5	-6.1%	188.0	NM	3.9x	ALARABANK	14,357	0.8%	12.5x	1.1x	ACMEPL	35.4	31.9	9.0	526	17.47
KPPL	26.6	-6.0%	164.6	NM	NM	BSRMLTD	14,210	0.8%	5.2x	0.6x	RENATA	1,220.8	1,141.9	4.0	14	16.42
SKTRIMS	32.3	-5.3%	93.3	28.6x	2.0x	SEAPEARL	13,733	0.8%	25.1x	8.4x	EBL	29.0	29.0	10.0	429	12.43
SAMORITA	80.6	-4.7%	21.4	NM	1.6x	UPGDCL	13,547	0.8%	19.6x	4.1x	HRTEX	115.6	112.5	5.0	105	12.04
EMERALDOIL	90.0	-4.2%	49.7	45.5x	NM	PRIMEBANK	13,491	0.8%	5.0x	0.7x	MEGHNALIFE	81.0	81.0	2.0	110	8.91
SEAPEARL	154.5	-3.9%	74.5	25.1x	8.4x						GRAMSEEN2	15.7	15.7	1.0	520	8.16

* NBFI Sector PE calculation methodology has been modified to reflect positive earnings only.

** The base of the Bond Index starts at 100, starting from Jan 13, 2022.

Similarly, Treasury Bond Index starts at 100, starting from Oct 10, 2022

Block Trade	Maximum Price (BDT)	Minimum Price (BDT)	Turnover (BDT Mn)	Quantity ('000)	No. of Trade
BEACONPHAR	251.4	251.4	50.3	200	1
SQURPHARMA	209.6	208.8	24.0	114	24
EMERALDOIL	103.2	85.0	22.7	237	8
EGEN	44.0	40.7	22.5	513	3
ACMEPL	35.4	31.9	17.5	526	9
RENATA	1,220.8	1,141.9	16.4	14	4
EBL	29.0	29.0	12.4	429	10
HRTEX	115.6	112.5	12.0	105	5
MEGHNALIFE	81.0	81.0	8.9	110	2
GRAMEENS2	15.7	15.7	8.2	520	1
SHASHADNIM	28.0	24.3	7.5	272	2
FINEFOODS	132.2	120.0	7.1	55	2
DSSL	16.9	15.3	6.0	388	9
SAIHAMTEX	17.4	15.9	5.7	350	7
ACMELAB	78.8	77.0	5.3	68	8
EIL	34.0	34.0	5.1	150	3
BRACBANK	34.5	33.0	4.9	144	6
GP	261.6	261.6	4.7	18	5
JAMUNABANK	20.9	20.9	4.5	217	1
AIL	80.0	75.0	4.2	55	3
BXPHARMA	143.0	131.6	4.1	31	5
PADMAOIL	195.2	195.0	4.1	21	6
Total			332.8		213

Upcoming Corporate Events

DSE Ticker	Right Share	Dividend		Event	Date
		Stock	Cash		
SILCOPHL		0.0%	3%	Record Date	18-Dec-23
POWERGRID		0.0%	10%	Record Date	19-Dec-23
AFTABAUTO		0.0%	10%	Record Date	19-Dec-23
ARGONDENIM		0.0%	0%	Record Date	20-Dec-23
SAMATALETH		0.0%	0%	Record Date	20-Dec-23
INTRACO		0.0%	10%	Record Date	22-Dec-23
ZAHEENSPIN		0.0%	0%	Record Date	26-Dec-23
EPGL		0.0%	5%	Record Date	27-Dec-23
JUTESPINN		0.0%	0%	Record Date	28-Dec-23
TOSRIFA		2.0%	0%	Record Date II be notified la	

Important DSE News

SUNLIFEINS

The Company has informed that Mrs. Fouzia Maleque who was a sponsor director of the company passed away on May 27, 2021. Her total holding of 12,24,000 shares of the company will be transmitted according to the Succession Certificate issued by the Honorable Court. As per the succession certificate, Mr. Zahid Maleque, Son of the deceased and Sponsor of the company, will receive 8,16,000 shares, and Mrs. Rubina Hamid, daughter of the deceased and also Sponsor of the company, will receive 4,08,000 shares.

PLFSL

The company has informed that Honorable High Court Divisions of the Supreme Court of Bangladesh reconstituted the Board of the company where the name and designation of the Board members are as follows: 1. Mr. Hasan Shaheed Ferdous, Retired Senior District and Sessions Judge as Chairman; 2. Dr. Kazi Anowarul Hoque, Former Additional Secretary to the Government of Bangladesh as Member; 3. Barrister Reshad Imam, Advocate, Supreme Court of Bangladesh as Member; 4. Barrister Prashanta Bhushan Barua, Advocate, Supreme Court of Bangladesh as Member; 5. Barrister Muhammad Shafiqur Rahman, Advocate, Supreme Court of Bangladesh as Member; 6. Mr. Mohammed Atiqur Rahman Atiq, Representative of the Depositors of PLFSL as Member and 7. Mr. Md. Sagir Hossain Khan as Managing Director.

ARGONDENIM

The company has informed that the Board of Directors of the company has taken a decision at its meeting held on December 14, 2023 to purchase a Commercial Space admeasuring 7,291 Sft at Level-14 of the Commercial Building named 'Hena Suvastu Skyline Avenue' situated at 84 Gulshan Avenue [Plot-55, Block-CES(A)], Gulshan, Dhaka-1212, at a total value of Tk. 25,51,85,000.00 [@Tk. 35,000 per Sft]; and also has taken a decision to hold an Extra-ordinary General Meeting (EGM) of the Company.

Disclaimer: This report has been prepared by BRAC EPL Stock Brokerage Ltd and is provided for information purposes. It is not, under any circumstances, to be used or considered as an offer to sell, or a solicitation of any offer to buy. Reasonable care has been taken to ensure that the information is not untrue and misleading. BRAC EPL Stock Brokerage Ltd makes no representation or warranty as to the accuracy or completeness of such information. All opinions and estimates included in this report constitute our judgment as of this date and are subject to change without notice.