

Daily Market Update

The market closed in red today. The benchmark index DSEX (-0.09%) lost 5.64 points and closed at 6,251.17. The blue-chip index DS30 (-0.19%), the Shariah-based index DSES (0.00%), and the large-cap index CDSET (+0.01%) closed at 2,097.54, 1,362.80, and 1,205.90 points, respectively. Large-cap sectors posted mixed performance today. Bank booked the highest gain of 0.13%, followed by Food & Allied (+0.06%), Fuel & Power (+0.01%), Telecommunication (+0.00%), Engineering (-0.04%), Pharmaceutical (-0.12%), and NBFi (-0.16%), respectively. Block trades contributed 5.6% of the overall market turnover. Olympic Accessories Limited (+0.5%) was the most traded share with a turnover of BDT 288 million.

Index	Closing	Opening	Point Δ	%Δ	YTD %Δ
DSEX	6,251.17	6,256.80	-5.64	-0.09%	+0.7%
DS30	2,097.54	2,101.47	-3.93	-0.19%	-4.5%
DSES	1,362.80	1,362.85	-0.05	-0.00%	+0.3%
CDSET	1,205.90	1,205.78	+0.12	+0.01%	-0.7%

	Advanced	Declined	Unchanged	Total
All Category	48	116	159	323
A Category (Equity)	26	62	113	201
B Category (Equity)	18	47	35	100
N Category (Equity)	1	0	0	1
Z Category (Equity)	3	7	11	21
Mutual Funds	1	3	20	24
Corporate Bonds	0	0	1	1
Treasury Bonds	1	0	0	1

* Based on Traded Scripts

		Today	Last Day	Daily %Δ
Mcap	Mn BDT	7,736,608	7,740,327	
	Mn USD	70,333	70,367	-0.0%
Turnover	Mn BDT	4,649	6,247	
	Mn USD	42	57	-25.6%
Volume	Mn Shares	182	259	-29.7%
No. of Trade		141,688	175,029	-19.0%

* Average Interbank Exchange Rate is BDT 110.00 as of Dec 18, 2023

Fahim Hassan
 Research Analyst

(880) 1709636546

fahim.hassan@bracepl.com

Billal Hossain
 Research Associate

(880) 1708805229

billal.hossain@bracepl.com

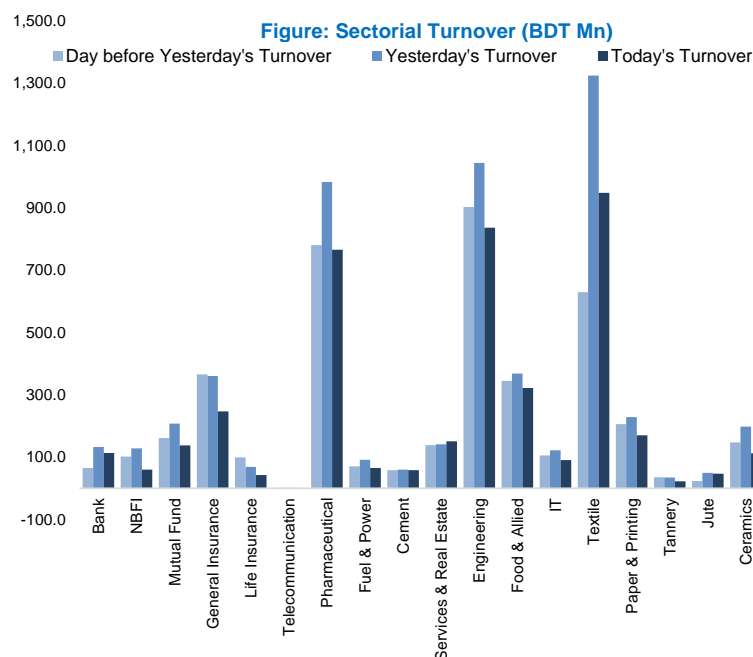
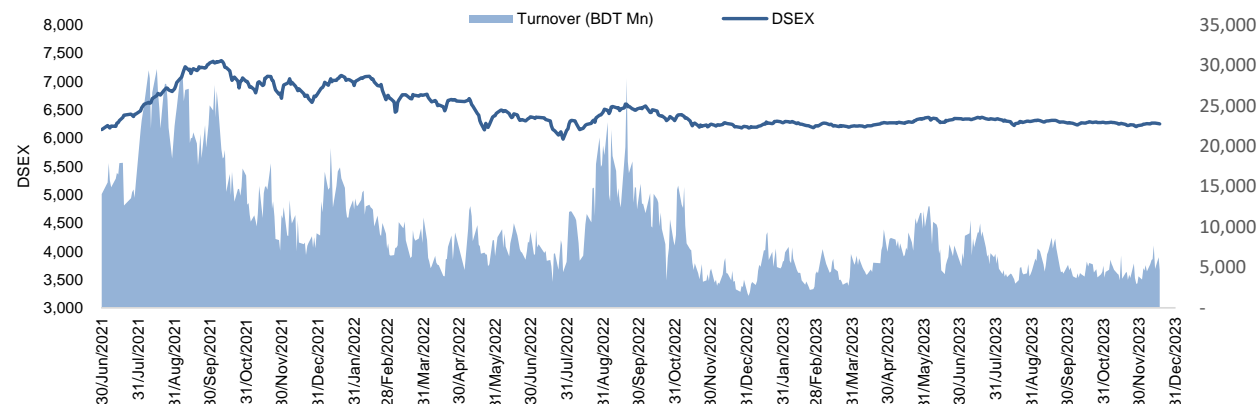
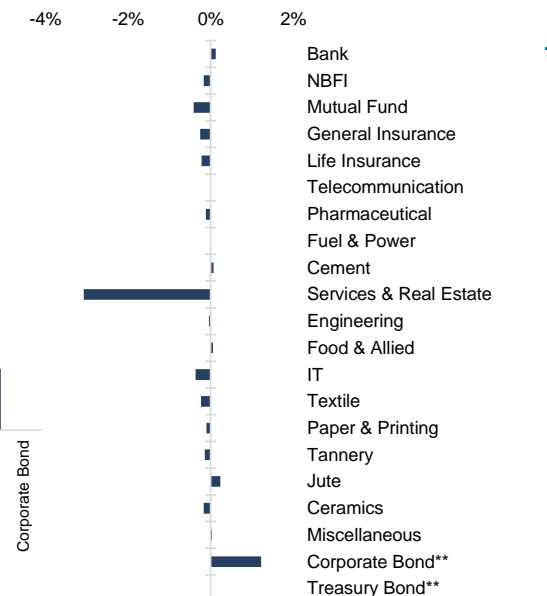


Figure: Sectorial Mcap Change



Market PE 19.4x

Market PB 1.6x

* Market P/E and P/BV calculation excludes Mutual Fund, Life Insurance, and NBL

Sector Index	Closing	Opening	Points Δ	%Δ	No. of Companies	Mcap (BDT Mn)	% of Total Mcap	Turnover (BDT Mn)	% of Total Turnover	PE	PB	Top Twenty Market Cap	Mcap (BDT Mn)	% of Total Mcap	Turnover (BDT Mn)	PE	PB
Bank	1,452	1,450	+1.82	+0.13%	35	685,009	8.9%	113.3	2.6%	12.5x	0.7x	GP	386,996	8.6%	0.3	12.5x	6.4x
NBFI	1,923	1,926	-3.16	-0.16%	23	187,092	2.4%	60.3	1.4%	NM	NM	WALTONHIL	317,378	7.0%	0.1	30.8x	4.2x
Mutual Fund	841	844	-3.47	-0.41%	37	39,753	0.5%	137.7	3.1%	NM	0.8x	BATBC	280,098	6.2%	0.5	15.4x	5.7x
General Insurance	3,441	3,449	-8.74	-0.25%	42	100,537	1.3%	247.1	5.6%	18.7x	1.6x	SQRPHARMA	185,977	4.1%	97.8	9.5x	1.5x
Life Insurance	2,589	2,595	-5.67	-0.22%	15	72,362	0.9%	42.0	1.0%	NM	NM	ROBI	157,138	3.5%	0.3	52.6x	2.4x
Telecommunication	4,946	4,946	-	-	3	580,232	7.5%	0.6	0.0%	16.0x	4.1x	RENATA	139,689	3.1%	0.0	66.1x	4.4x
Pharmaceutical	3,726	3,731	-4.35	-0.12%	33	721,527	9.3%	765.8	17.5%	19.6x	2.2x	UPGDCL	135,475	3.0%	0.0	19.6x	4.1x
Fuel & Power	1,691	1,691	+0.12	+0.01%	23	445,921	5.8%	65.0	1.5%	44.5x	1.1x	BEXIMCO	103,571	2.3%	0.0	34.2x	1.2x
Cement	2,518	2,516	+1.75	+0.07%	7	120,573	1.6%	58.4	1.3%	17.0x	2.6x	BERGERPBL	80,637	1.8%	0.9	26.1x	6.4x
Services & Real Estate	1,626	1,677	-51.52	-3.07%	8	64,240	0.8%	150.5	3.4%	21.1x	0.8x	LHBL	80,135	1.8%	37.9	12.6x	3.8x
Engineering	4,518	4,519	-1.81	-0.04%	42	531,076	6.9%	836.0	19.1%	27.0x	1.9x	ICB	74,119	1.6%	0.0	NM	1.7x
Food & Allied	21,196	21,184	+12.12	+0.06%	21	392,205	5.1%	322.2	7.3%	19.7x	6.9x	BXPBARMA	65,222	1.4%	0.0	13.8x	1.4x
IT	2,835	2,845	-10.37	-0.36%	11	36,958	0.5%	90.4	2.1%	29.2x	2.4x	BRACBANK	57,596	1.3%	0.4	7.7x	0.9x
Textile	1,677	1,681	-3.91	-0.23%	58	173,707	2.3%	948.4	21.6%	NM	1.2x	BEACONPHAR	56,595	1.3%	0.0	86.9x	9.0x
Paper & Printing	8,753	8,761	-8.62	-0.10%	6	38,609	0.5%	170.2	3.9%	58.4x	1.9x	ISLAMIBANK	52,486	1.2%	0.0	8.5x	0.7x
Tannery	3,101	3,106	-4.35	-0.14%	6	35,446	0.5%	22.5	0.5%	58.3x	3.3x	DUTCHBANGL	44,203	1.0%	0.2	8.0x	1.0x
Jute	31,202	31,128	+73.60	+0.24%	3	4,287	0.1%	47.0	1.1%	NM	NM	TITASGAS	40,459	0.9%	0.0	NM	0.6x
Ceramics	699	700	-1.16	-0.17%	5	32,321	0.4%	112.5	2.6%	54.3x	1.9x	UNILEVERCL	38,973	0.9%	0.5	39.4x	18.8x
Miscellaneous	4,237	4,236	+1.21	+0.03%	14	230,681	3.0%	196.8	4.5%	26.4x	1.8x	POWERGRID	37,347	0.8%	0.0	NM	0.3x
Corporate Bond**	4,362	4,310	+52.72	+1.22%	12	41,374	0.5%	0.4	0.0%	NM	NM	SUMITPOWER	36,308	0.8%	0.0	12.1x	0.9x
Treasury Bond**	86	86	-0.01	-0.01%	238	3,184,895	41.3%	1.0	0.0%	NM	NM						

Top Ten Gainers	Close Price (BDT)	Δ%	Turnover (BDT Mn)	PE	PB
KPPL	28.2	+6.0%	127.8	NM	NM
KAY&QUE	250.6	+5.8%	82.2	NM	3.3x
AMBEEPHA	891.3	+5.1%	12.7	NM	86.3x
DELTASPINN	9.4	+4.4%	84.3	NM	0.7x
LIBRAINFU	1,592.7	+4.4%	93.5	NM	1.3x
IMAMBUTTON	190.4	+4.3%	1.0	NM	69.5x
ETL	13.7	+3.8%	212.3	29.8x	1x
GEMINISEA	576.3	+3.7%	44.2	51.2x	22.1x
FUWANGFOOD	29.6	+3.1%	89.3	NM	11.3x
KBPPWBIL	100.4	+3.0%	50.6	NM	8.5x

Top Twenty Free Float Mcap	Free Float Mcap (BDT Mn)	% of Total Free Float Mcap	PE	PB
SQRPHARMA	121,499	7.0%	9.5x	1.5x
BATBC	74,086	4.3%	15.4x	5.7x
BEXIMCO	69,196	4.0%	34.2x	1.2x
RENATA	68,042	3.9%	66.1x	4.4x
BXPBARMA	45,564	2.6%	13.8x	1.4x
BEACONPHAR	39,617	2.3%	86.9x	9.0x
GP	38,700	2.2%	12.5x	6.4x
BRACBANK	30,964	1.8%	7.7x	0.9x
ISLAMIBANK	29,927	1.7%	8.5x	0.7x
LHBL	28,562	1.6%	12.6x	3.8x
PUBALIBANK	19,162	1.1%	4.3x	0.6x
NBL	19,116	1.1%	NM	0.9x
CITYBANK	18,190	1.0%	5.2x	0.7x
OLYMPIC	16,066	0.9%	18.1x	2.8x
ROBI	15,714	0.9%	52.6x	2.4x
ALARABANK	14,357	0.8%	12.6x	1.1x
BSRMLTD	14,210	0.8%	5.2x	0.6x
SEAPEARL	13,733	0.8%	22.6x	7.6x
UPGDCL	13,547	0.8%	19.6x	4.1x
PRIMEBANK	13,491	0.8%	5.1x	0.7x

Top Ten Losers	Close Price (BDT)	Δ%	Turnover (BDT Mn)	PE	PB
SEAPEARL	139.1	-10.0%	98.2	22.6x	7.6x
EMERALDOIL	82.9	-7.9%	93.3	41.9x	NM
CAPMIBLMF	12.7	-6.6%	20.9	NM	1.4x
ALLTEX	17.5	-6.4%	16.3	NM	3.3x
DACCADYE	15.0	-5.7%	33.8	NM	0.4x
WMSHIPYARD	14.1	-5.4%	125.1	NM	0.7x
UNIONCAP	9.1	-5.2%	30.5	NM	NM
PDL	16.7	-5.1%	266.3	NM	1.2x
FASFIN	5.6	-5.1%	12.0	NM	NM
ILFSL	5.8	-4.9%	7.8	NM	NM

Most Traded Share	Close Price (BDT)	Δ%	Turnover (BDT Mn)	PE	PB
OAL	18.8	+0.5%	288.0	NM	1.7x
PDL	16.7	-5.1%	266.3	NM	1.2x
ETL	13.7	+3.8%	212.3	29.8x	1.1x
ORIONINFU	373.1	-2.4%	181.9	NM	25.0x
CENTRALPHL	22.1	+2.8%	160.2	NM	4.0x
KPPL	28.2	+6.0%	127.8	NM	NM
WMSHIPYARD	14.1	-5.4%	125.1	NM	0.7x
IBP	19.6	-4.4%	99.5	NM	1.4x
SEAPEARL	139.1	-10.0%	98.2	22.6x	7.6x
SQRPHARMA	209.8	-	97.8	9.5x	1.5x

Block Trade	Maximum Price (BDT)	Minimum Price (BDT)	No. of Trade	Quantity ('000)	Turnover (BDT Mn)
POWERGRID	47.3	47.2	26.0	583	27.51
SQRPHARMA	209.8	208.7	27.0	128	26.83
ACMEPL	35.4	31.9	16.0	516	17.35
EGEN	45.2	40.7	4.0	374	15.54
BRACBANK	33.7	33.0	15.0	396	13.24
EBL	29.1	29.0	10.0	450	13.07
EIL	34.5	34.0	7.0	330	11.25
FINEFOODS	136.0	125.0	2.0	79	10.14
RUPALILIFE	112.5	106.6	3.0	91	9.90
AL-HAJTEX	130.0	130.0	4.0	63	8.15

* NBFI Sector PE calculation methodology has been modified to reflect positive earnings only.
 ** The base of the Bond Index starts at 100, starting from Jan 13, 2022.
 Similarly, Treasury Bond Index starts at 100, starting from Oct 10, 2022

Block Trade	Maximum Price (BDT)	Minimum Price (BDT)	Turnover (BDT Mn)	Quantity ('000)	No. of Trade
POWERGRID	47.3	47.2	27.5	583	26
SQURPHARMA	209.8	208.7	26.8	128	27
ACMEPL	35.4	31.9	17.3	516	16
EGEN	45.2	40.7	15.5	374	4
BRACBANK	33.7	33.0	13.2	396	15
EBL	29.1	29.0	13.1	450	10
EIL	34.5	34.0	11.2	330	7
FINEFOODS	136.0	125.0	10.1	79	2
RUPALILIFE	112.5	106.6	9.9	91	3
AL-HAJTEX	130.0	130.0	8.2	63	4
CNATEX	10.0	9.3	7.8	800	10
ACMELAB	76.7	76.5	6.7	88	9
BEACONPHAR	241.3	223.6	6.5	29	9
LRBDL	31.6	31.6	6.5	205	3
EMERALDOIL	99.0	98.8	6.2	62	2
RENATA	1,144.2	1,141.8	5.9	5	4
AIL	75.0	75.0	5.3	70	1
BERGERPBL	1,735.0	1,735.0	5.2	3	1
ROBI	27.0	27.0	4.8	178	3
SOUTHEASTB	13.2	12.0	4.8	394	3
AZIZPIPES	149.0	149.0	4.5	30	1
ACFL	24.1	23.9	4.2	174	3
Total			261.3		211

Upcoming Corporate Events

DSE Ticker	Right Share	Dividend		Event	Date
		Stock	Cash		
POWERGRID		0.0%	10%	Record Date	19-Dec-23
AFTABAUTO		0.0%	10%	Record Date	19-Dec-23
ARGONDENIM		0.0%	0%	Record Date	20-Dec-23
SAMATALETH		0.0%	0%	Record Date	20-Dec-23
INTRACO		0.0%	10%	Record Date	22-Dec-23
ZAHEENSPIN		0.0%	0%	Record Date	26-Dec-23
EPGL		0.0%	5%	Record Date	27-Dec-23
JUTESPINN		0.0%	0%	Record Date	28-Dec-23

Important DSE News

JUTESPINN

Q1 Financials

EPS was Tk. (5.50) for July-September 2023 as against Tk. (12.45) for July-September 2022; NOCFPS was Tk. 1.36 for July-September 2023 as against Tk. (48.49) for July-September 2022; NAV per share was Tk. (527.69) as on September 30, 2023 and Tk. (522.19) as on June 30, 2023.

CITYBANK

Dhaka Stock Exchange Limited (DSE) has approved the proposed name change of the Company. Accordingly, the name of the Company will be 'City Bank PLC.' instead of 'The City Bank Limited' with effect from December 19, 2023. Other things (except name) will remain unchanged.

ARGONDENIM

The company has informed that the Board of Directors of the Company in its meeting held on December 17, 2023 decided the following resolution in connection with the recovery of Insurance Claim from Pioneer Insurance Co. Ltd. against losses of Inventory and other Property and Factory Building caused by fire accident held on 10-12-2021. Agenda-03. To consider recovery of Insurance Claim from Pioneer Insurance Company Ltd. The Board of Directors of the Company has approved the final settlement of fire insurance claim from Pioneer Insurance Company Ltd. of Tk. 100,083,025 and sale value of salvage of inventory of Tk. 120,051,330 total recovery amount Tk. 220,134,355 against the fire losses of Tk. 282,458,514 which took place at Factory Premises at Shafipur, Kaliakoir, Gazipur.

OLYMPIC

The company has informed that the Board of Directors of the company in its meeting held on 17.12.2023 has taken the following price sensitive decisions: The company may purchase two bigha (40 katha) land instead of one bigha (20 katha) land, south facing, Commercial-cum-Residential Plots located at Block-I (Extension) at Bashundhara R/A, Dhaka in the name of Olympic Industries Limited at an agreed revised total price of Tk. 68,00,00,000.00 (Taka Sixty-Eight Crore) only i.e. @Tk. 1,70,00,000.00 per katha which includes Road Construction, Land Development, RCC Drainage cost, Service Charge, etc. from East West Property Development (Pvt.) Ltd., Dhaka for its Corporate Office. The purchaser, Olympic Industries Limited shall also bear the total registration and other costs including VAT, Tax and other Charges. This Price Sensitive Information (PSI) shall repeal and supersede the earlier PSI which was taken by the Board of Directors of the Company on October 19, 2023 and disseminated by DSE on 22.10.2023 with title 'regarding purchase of land at Bashundhara R/A'.

Disclaimer: This report has been prepared by BRAC EPL Stock Brokerage Ltd and is provided for information purposes. It is not, under any circumstances, to be used or considered as an offer to sell, or a solicitation of any offer to buy. Reasonable care has been taken to ensure that the information is not untrue and misleading. BRAC EPL Stock Brokerage Ltd makes no representation or warranty as to the accuracy or completeness of such information. All opinions and estimates included in this report constitute our judgment as of this date and are subject to change without notice.