

Daily Market Update

The market closed in red today. The benchmark index DSEX (-0.02%) lost 1.36 points and closed at 6,243.88. The blue-chip index DS30 (-0.01%), the Shariah-based index DSES (+0.01%), and the large-cap index CDSET (-0.01%) closed at 2,087.35, 1,365.89, and 1,201.90 points, respectively. Large-cap sectors posted mixed performance today. Bank booked the highest gain of 0.20%, followed by Engineering (+0.08%), Fuel & Power (+0.03%), Telecommunication (+0.00%), NBFi (-0.02%), Food & Allied (-0.15%), and Pharmaceutical (-0.18%), respectively. Block trades contributed 5.0% of the overall market turnover. Olympic Accessories Limited (+5.2%) was the most traded share with a turnover of BDT 292 million.

Index	Closing	Opening	Point Δ	%Δ	YTD %Δ
DSEX	6,243.88	6,245.24	-1.36	-0.02%	+0.6%
DS30	2,087.35	2,087.64	-0.29	-0.01%	-4.9%
DSES	1,365.89	1,365.73	+0.16	+0.01%	+0.5%
CDSET	1,201.90	1,202.04	-0.14	-0.01%	-1.0%

	Advanced	Declined	Unchanged	Total
All Category	90	67	179	336
A Category (Equity)	64	26	122	212
B Category (Equity)	23	35	45	103
N Category (Equity)	1	0	0	1
Z Category (Equity)	2	6	12	20
Mutual Funds	12	4	21	37
Corporate Bonds	0	0	1	1
Treasury Bonds	0	1	0	1

* Based on Traded Scripts

		Today	Last Day	Daily %Δ
Mcap	Mn BDT	7,806,583	7,733,587	
	Mn USD	70,969	70,305	+0.9%
Turnover	Mn BDT	4,831	4,607	
	Mn USD	44	42	+4.9%
Volume	Mn Shares	168	147	+14.1%
No. of Trade		135,455	130,205	+4.0%

* Average Interbank Exchange Rate is BDT 110.00 as of Dec 27, 2023

Fahim Hassan
 Research Analyst

(880) 1709636546

fahim.hassan@bracepl.com

Foysal Ahmed
 Research Associate

(880) 1708805201

foysal.ahmed@bracepl.com

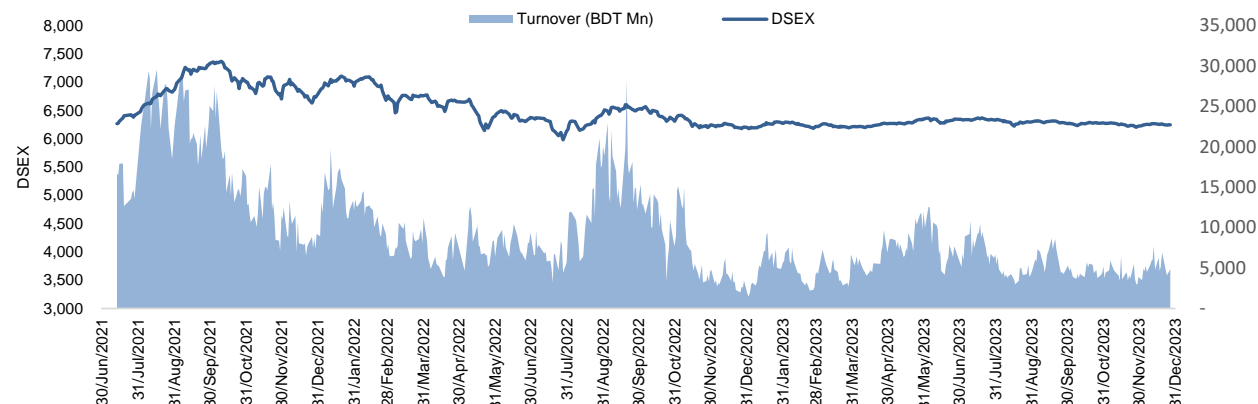


Figure: Sectorial Turnover (BDT Mn)

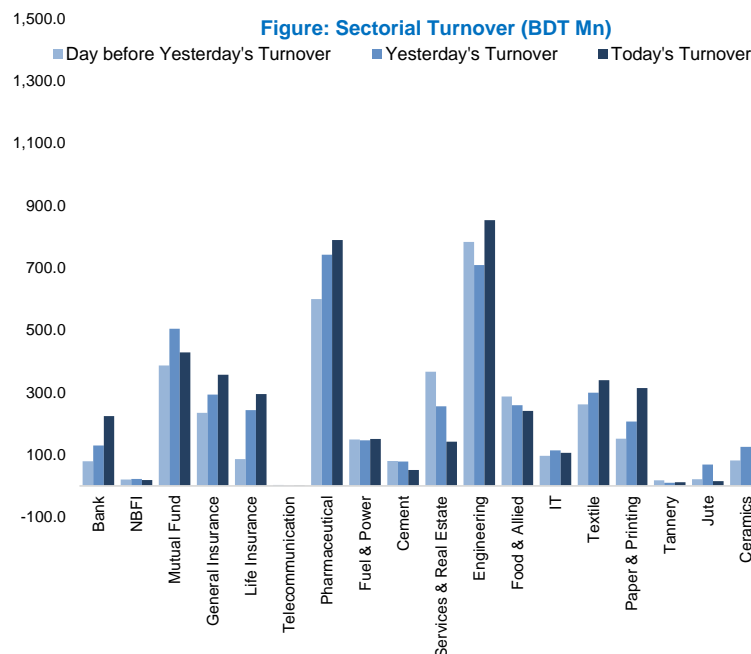
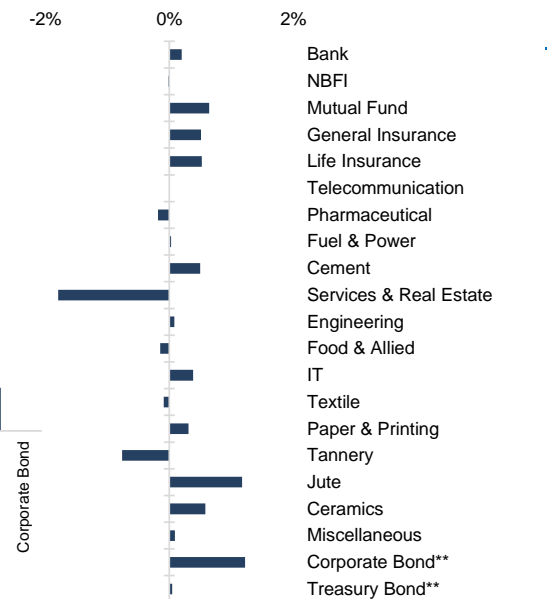


Figure: Sectorial Mcap Change



Market PE 19.4x

Market PB 1.6x

* Market P/E and P/BV calculation excludes Mutual Fund, Life Insurance, and NBL

Sector Index	Closing	Opening	Points Δ	%Δ	No. of Companies	Mcap (BDT Mn)	% of Total Mcap	Turnover (BDT Mn)	% of Total Turnover	PE	PB	Top Twenty Market Cap	Mcap (BDT Mn)	% of Total Mcap	Turnover (BDT Mn)	PE	PB
Bank	1,455	1,452	+2.91	+0.20%	35	686,506	8.9%	224.2	4.9%	12.5x	0.7x	GP	386,996	8.6%	1.2	12.5x	6.4x
NBFI	1,903	1,904	-0.33	-0.02%	23	185,212	2.4%	19.2	0.4%	NM	NM	WALTONHIL	317,378	7.0%	3.5	30.8x	4.2x
Mutual Fund	877	871	+5.59	+0.64%	37	41,481	0.5%	428.7	9.3%	NM	0.8x	BATBC	280,098	6.2%	0.7	15.4x	5.7x
General Insurance	3,425	3,408	+17.51	+0.51%	42	100,080	1.3%	356.6	7.8%	18.6x	1.6x	SQRPHARMA	186,864	4.1%	71.7	9.6x	1.5x
Life Insurance	2,633	2,620	+13.73	+0.52%	15	73,604	1.0%	294.6	6.4%	NM	NM	ROBI	157,138	3.5%	0.1	52.6x	2.4x
Telecommunication	4,946	4,946	-	-	3	580,232	7.5%	1.3	0.0%	16.0x	4.1x	RENATA	139,689	3.1%	0.0	66.1x	4.4x
Pharmaceutical	3,742	3,748	-6.74	-0.18%	33	723,248	9.4%	789.3	17.2%	19.7x	2.2x	UPGDCL	135,475	3.0%	0.0	19.6x	4.1x
Fuel & Power	1,692	1,691	+0.52	+0.03%	23	446,173	5.8%	150.9	3.3%	44.5x	1.1x	BEXIMCO	103,571	2.3%	0.1	34.2x	1.2x
Cement	2,502	2,489	+12.40	+0.50%	7	120,265	1.6%	51.5	1.1%	17.0x	2.6x	BERGERPBL	81,198	1.8%	4.3	26.3x	6.5x
Services & Real Estate	1,475	1,502	-26.95	-1.79%	8	58,272	0.8%	141.7	3.1%	19.2x	0.8x	LHBL	79,902	1.8%	35.3	12.6x	3.7x
Engineering	4,527	4,523	+3.75	+0.08%	42	531,664	6.9%	852.6	18.6%	27.0x	1.9x	ICB	72,342	1.6%	0.0	NM	1.7x
Food & Allied	21,153	21,184	-30.86	-0.15%	21	391,406	5.1%	240.5	5.2%	19.7x	6.9x	BXPHARMA	65,222	1.4%	0.0	13.8x	1.4x
IT	2,880	2,869	+11.02	+0.38%	11	37,546	0.5%	105.8	2.3%	29.7x	2.5x	BRACBANK	57,596	1.3%	0.7	7.7x	0.9x
Textile	1,664	1,665	-1.48	-0.09%	58	172,289	2.2%	339.3	7.4%	NM	1.2x	BEACONPHAR	56,595	1.3%	0.0	86.9x	9.0x
Paper & Printing	10,100	10,069	+31.01	+0.31%	6	38,915	0.5%	313.7	6.8%	58.8x	1.9x	ISLAMIBANK	52,486	1.2%	0.0	8.5x	0.7x
Tannery	3,100	3,123	-23.75	-0.76%	6	35,092	0.5%	12.0	0.3%	57.8x	3.2x	DUTCHBANGL	44,203	1.0%	0.0	8.0x	1.0x
Jute	17,684	17,479	+205.00	+1.17%	3	4,263	0.1%	15.2	0.3%	NM	NM	TITASGAS	40,459	0.9%	0.0	NM	0.6x
Ceramics	699	695	+4.04	+0.58%	5	32,317	0.4%	110.6	2.4%	53.9x	1.9x	UNILEVERCL	38,905	0.9%	0.8	39.3x	18.8x
Miscellaneous	4,247	4,243	+3.87	+0.09%	14	231,219	3.0%	138.5	3.0%	26.5x	1.8x	POWERGRID	37,347	0.8%	0.0	NM	0.3x
Corporate Bond**	4,525	4,470	+54.68	+1.22%	12	41,374	0.5%	0.0	0.0%	NM	NM	SUMITPOWER	36,308	0.8%	0.1	12.1x	0.9x
Treasury Bond**	86	86	+0.04	+0.05%	238	3,185,816	41.3%	0.0	0.0%	NM	NM						

Top Ten Gainers	Close Price (BDT)	Δ%	Turnover (BDT Mn)	PE	PB	Top Twenty Free Float Mcap	Free Float Mcap (BDT Mn)	% of Total Free Float Mcap	PE	PB	Most Traded Share	Close Price (BDT)	Δ%	Turnover (BDT Mn)	PE	PB
GLDNJMF	15.4	+10.0%	55.4	NM	1.5x	SQRPHARMA	121,499	7.0%	9.6x	1.5x	OAL	20.1	+5.2%	291.9	NM	1.8x
STANCERAM	165.4	+10.0%	20.6	NM	NM	BATBC	74,086	4.3%	15.4x	5.7x	KPPL	32.4	+2.5%	278.3	NM	NM
BDTHAI	28.1	+9.8%	199.2	NM	1.0x	BEXIMCO	69,196	4.0%	34.2x	1.2x	ORIONINFU	386.7	-8.7%	257.5	NM	25.9x
RUPALIBANK	32.1	+9.2%	97.6	23.9x	0.9x	RENATA	68,042	3.9%	66.1x	4.4x	BDTHAI	28.1	+9.8%	199.2	NM	1.0x
PRIME1ICBA	8.5	+9.0%	16.7	NM	1.4x	BXPHARMA	45,564	2.6%	13.8x	1.4x	CENTRALPHL	21.7	-4.0%	177.3	NM	3.9x
ICBSONALI1	8.6	+8.9%	17.9	NM	1.3x	BEACONPHAR	39,617	2.3%	86.9x	9.0x	RUPALILIFE	114.6	+5.3%	141.0	NM	NM
GEMINISEA	347.3	+8.7%	33.8	54.0x	23x	GP	38,700	2.2%	12.5x	6.4x	INTRACO	39.7	+3.9%	127.0	36.1x	3.2x
SEMLIBLSF	9.4	+6.8%	21.9	NM	1.0x	BRACBANK	30,964	1.8%	7.7x	0.9x	PDL	15.2	-3.2%	111.7	NM	1.1x
RELIANCE1	10.8	+5.9%	15.3	NM	1.0x	ISLAMIBANK	29,927	1.7%	8.5x	0.7x	CITYGENINS	49.7	+4.2%	104.9	18.0x	2.4x
RUPALILIFE	114.6	+5.3%	141.0	NM	NM	LHBL	28,562	1.6%	12.6x	3.7x	ETL	13.4	-3.6%	103.3	29.1x	1.1x

Top Ten Losers	Close Price (BDT)	Δ%	Turnover (BDT Mn)	PE	PB	Block Trade	Maximum Price (BDT)	Minimum Price (BDT)	No. of Trade	Quantity ('000)	Turnover (BDT Mn)
EMERALDOIL	66.6	-10.0%	48.8	33.6x	NM	ORIONPHARM	79.5	71.7	10.0	548	39.49
SEAPEARL	90.7	-9.9%	56.8	14.7x	5x	BSC	107.0	105.0	3.0	178	19.05
SHYAMPSUG	211.7	-8.8%	23.4	NM	NM	EMERALDOIL	81.4	72.0	4.0	190	15.05
ORIONINFU	386.7	-8.7%	257.5	NM	25.9x	JAMUNABANK	20.9	19.0	3.0	660	13.48
KOHINOOR	450.4	-6.3%	48.3	44.0x	14.9x	QUASEMIND	57.0	52.6	2.0	201	11.42
CAPMIBLMF	14.0	-5.4%	24.1	NM	1.6x	SILVAPHL	20.8	19.5	2.0	549	11.39
AMBEEPFA	817.8	-5.3%	7.9	NM	79.2x	ACMEPL	35.2	31.9	7.0	334	11.39
ATCSLGF	11.0	-5.2%	62.2	NM	1.1x	SEAPEARL	109.0	95.0	8.0	112	11.25
LIBRAINFU	937.9	-4.5%	64.9	NM	1.1x	PRAGATILIF	106.9	106.9	1.0	81	8.66
ZEALBANGLA	141.6	-4.2%	2.2	NM	NM	MARICO	2,515.0	2,515.0	2.0	3	7.04

* NBFI Sector PE calculation methodology has been modified to reflect positive earnings only.

** The base of the Bond index starts at 100, starting from Jan 13, 2022.

Similarly, Treasury Bond Index starts at 100, starting from Oct 10, 2022

Block Trade	Maximum Price (BDT)	Minimum Price (BDT)	Turnover (BDT Mn)	Quantity ('000)	No. of Trade
ORIONPHARM	79.5	71.7	39.5	548	10
BSC	107.0	105.0	19.1	178	3
EMERALDOIL	81.4	72.0	15.1	190	4
JAMUNABANK	20.9	19.0	13.5	660	3
QUASEMIND	57.0	52.6	11.4	201	2
SILVAPHL	20.8	19.5	11.4	549	2
ACMEPL	35.2	31.9	11.4	334	7
SEAPPEARL	109.0	95.0	11.2	112	8
PRAGATILIF	106.9	106.9	8.7	81	1
MARICO	2,515.0	2,515.0	7.0	3	2
IFIC	10.3	10.1	6.3	615	4
BRACBANK	35.0	34.1	6.3	182	6
RUPALILIFE	110.0	99.0	5.7	56	2
SONALIPAPR	569.0	569.0	5.7	10	2
EIL	38.0	35.5	5.4	148	2
BXPHARMA	131.6	131.6	3.9	30	1
DAFODILCOM	90.0	90.0	3.8	42	1
EASTERNINS	68.0	68.0	3.4	50	1
BEACONPHAR	245.0	223.6	3.2	13	2
UNIONBANK	9.6	9.6	3.0	315	1
EXIMBANK	11.4	11.4	2.9	257	1
GP	261.6	261.6	2.8	11	5
Total			243.9		124

Upcoming Corporate Events

DSE Ticker	Right Share	Dividend		Event	Date
		Stock	Cash		
JUTESPINN		0.0%	0%	Record Date	28-Dec-23

Important DSE News
LRBDL

The Company will be placed in 'B' category from existing 'A' category with effect from December 28, 2023 as the Company has approved 2% Cash Dividend for the year ended June 30, 2023.

MJLBD

The Company has informed that the Board of Directors has approved the appointment of Mr. Md. Nurul Alam as the Chairman of the Company.

BEXGSUKUK

Investment Corporation of Bangladesh, the trustee of Beximco Green-Sukuk Al Istisna'a, has informed that the Record Date for Conversion of Beximco Green-Sukuk Al Istisna'a was on December 24, 2023. A total of 48 sukuk holders applied to convert 20% and 14 sukuk holders applied to convert 40% of their holding in Second Year. Applicants had a total holding of 51,34,751 (Fifty One lac Thirty Four thousand Seven Hundred Fifty One) sukuks in their name among which 20,34,111 (Twenty lac Thirty Four Thousand One Hundred Eleven) sukuks were converted into 23,46,126 (Twenty Three Lac Forty Six Thousand One Hundred Twenty Six) ordinary shares of Beximco Limited with a cost price of BDT 86.70. After the conversion process, a total of 28,09,52,953 (Twenty Eight Crore Nine Lac Fifty Two Thousand Nine Hundred Fifty Three) sukuk is remaining on the market.

PLFSL

Refer to their earlier news disseminated by DSE on 24.12.2023 regarding decision to hold EGM for approval of name change and others, the company has further informed that Bangladesh Bank has informed the company that the issue of Peoples Leasing and Financial Services Limited is under subjudice, so there is no scope of changing the name of the company.

ADNTEL

The company has informed that the Board of Directors of the company has decided to subscribe to the Memorandum of Association and Articles of Association of 'ADN Media Limited' (to be incorporated) for 45% of its initial paid-up capital i.e., 45,000 shares @Tk. 100 each amounting to Tk. 4,500,000 (forty-five lac) subject to completion of all regulatory formalities. The initial paid-up capital of the proposed Company will be Tk. 10,000,000 (One Crore) and it will be an interactive digital media platform that will create numerous business opportunities.

Disclaimer: This report has been prepared by BRAC EPL Stock Brokerage Ltd and is provided for information purposes. It is not, under any circumstances, to be used or considered as an offer to sell, or a solicitation of any offer to buy. Reasonable care has been taken to ensure that the information is not untrue and misleading. BRAC EPL Stock Brokerage Ltd makes no representation or warranty as to the accuracy or completeness of such information. All opinions and estimates included in this report constitute our judgment as of this date and are subject to change without notice.