

Daily Market Update

The market closed in green today. The benchmark index DSEX (+0.67%) gained 41.86 points and closed at 6,322.60. The blue-chip index DS30 (+0.40%), the Shariah-based index DSES (+0.41%), and the large-cap index CDSET (+0.40%) closed at 2,133.25, 1,376.64, and 1,195.44 points, respectively. Most of the large-cap sectors posted positive performance today. NBF1 booked the highest gain of 4.24% followed by Engineering (+3.17%), Bank (+1.93%), Fuel & Power (+0.50%), Pharmaceutical (+0.36%), Food & Allied (+0.18%), and Telecommunication (+0.03%), respectively. Block trades contributed 2.1% of the overall market turnover. Orion Infusion Ltd. (+4.3%) was the most traded share with a turnover of BDT 774 million.

Index	Closing	Opening	Point Δ	%Δ	YTD %Δ
DSEX	6,322.60	6,280.74	+41.86	+0.67%	+1.2%
DS30	2,133.25	2,124.70	+8.55	+0.40%	+1.9%
DSES	1,376.64	1,371.06	+5.58	+0.41%	+0.9%
CDSET	1,195.44	1,190.64	+4.80	+0.40%	-0.6%

	Advanced	Declined	Unchanged	Total
All Category	261	93	41	395
A Category (Equity)	164	49	26	239
B Category (Equity)	78	39	13	130
N Category (Equity)	1	0	1	2
Z Category (Equity)	18	5	1	24
Mutual Funds	28	3	6	37
Corporate Bonds	1	0	3	4
Treasury Bonds	0	1	0	1

* Based on Traded Scripts

		Today	Last Day	Daily %Δ
Mcap	Mn BDT	7,675,989	7,617,046	+0.8%
	Mn USD	69,782	69,246	
Turnover	Mn BDT	16,548	15,804	+4.7%
	Mn USD	150	144	
Volume	Mn Shares	552	529	+4.5%
No. of Trade		368,298	353,844	+4.1%

* Average Interbank Exchange Rate is BDT 110.00 as of Feb 05, 2024

Fahim Hassan
Research Analyst

(880) 1709636546

fahim.hassan@bracepl.com

Foysal Ahmed
Research Associate

(880) 1708805201

foysal.ahmed@bracepl.com

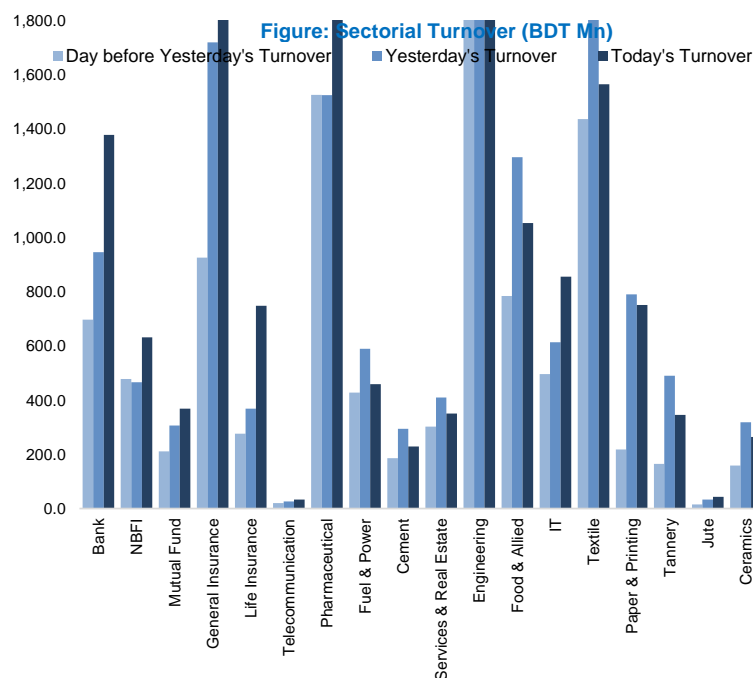
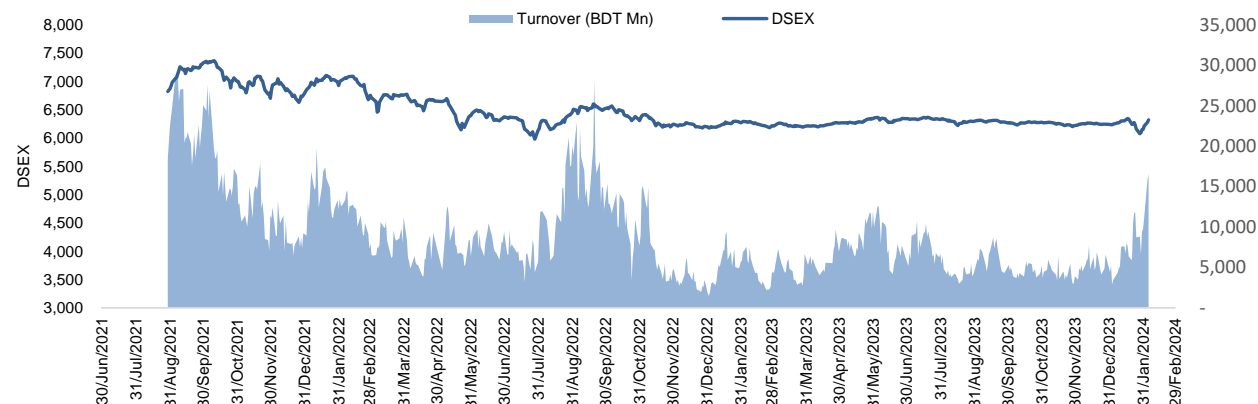
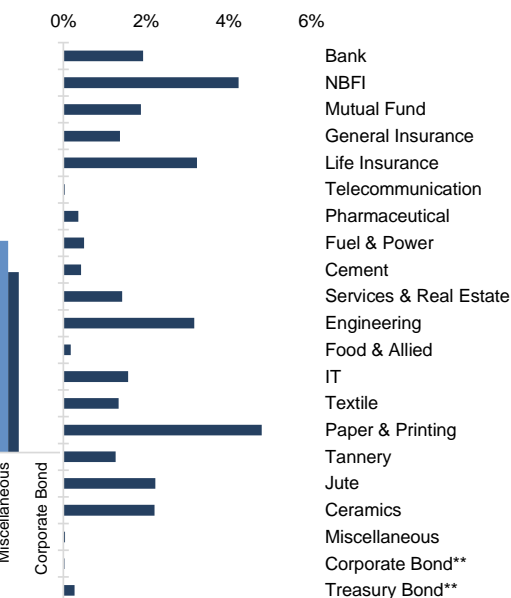


Figure: Sectorial Mcap Change



Market PE 18.5x

Market PB 1.6x

* Market P/E and P/BV calculation excludes Mutual Fund, Life Insurance, and NBL

Sector Index	Closing	Opening	Points Δ	%Δ	No. of Companies	Mcap (BDT Mn)	% of Total Mcap	Turnover (BDT Mn)	% of Total Turnover	PE	PB	Top Twenty Market Cap	Mcap (BDT Mn)	% of Total Mcap	Turnover (BDT Mn)	PE	PB
Bank	1,476	1,448	+27.95	+1.93%	35	696,233	9.1%	1,378.9	8.5%	12.7x	0.7x	GP	386,996	8.9%	0.6	12.5x	6.4x
NBFI	1,569	1,505	+63.80	+4.24%	23	154,174	2.0%	631.4	3.9%	NM	NM	BATBC	280,098	6.4%	0.6	15.4x	5.7x
Mutual Fund	817	802	+15.05	+1.88%	37	38,628	0.5%	368.9	2.3%	NM	0.7x	WALTONHIL	255,944	5.9%	15.3	23.1x	2.4x
General Insurance	3,852	3,800	+52.11	+1.37%	42	112,556	1.5%	1,993.6	12.3%	20.9x	1.8x	SQURPHARMA	194,576	4.5%	81.1	9.9x	1.7x
Life Insurance	2,495	2,417	+78.14	+3.23%	16	70,263	0.9%	748.8	4.6%	NM	NM	ROBI	157,138	3.6%	1.2	52.6x	2.4x
Telecommunication	4,871	4,869	+1.69	+0.03%	3	571,426	7.5%	33.4	0.2%	15.8x	4.1x	RENATA	139,689	3.2%	0.1	66.0x	4.4x
Pharmaceutical	3,713	3,700	+13.37	+0.36%	33	717,773	9.4%	2,102.5	13.0%	19.7x	2.2x	BEXIMCO	103,842	2.4%	0.1	NM	1.2x
Fuel & Power	1,455	1,448	+7.26	+0.50%	23	384,038	5.0%	458.9	2.8%	26.3x	0.9x	UPGDCL	103,302	2.4%	7.2	15.1x	3.4x
Cement	2,677	2,665	+11.38	+0.43%	7	129,146	1.7%	228.6	1.4%	16.9x	2.7x	BERGERPBL	90,001	2.1%	11.9	27.7x	6.7x
Services & Real Estate	1,540	1,518	+21.59	+1.42%	8	60,846	0.8%	350.4	2.2%	23.1x	0.8x	LHBL	86,058	2.0%	123.2	13.5x	4.0x
Engineering	3,889	3,770	+119.46	+3.17%	42	457,721	6.0%	2,358.8	14.6%	20.7x	1.5x	BRACBANK	62,744	1.4%	59.2	8.4x	1.0x
Food & Allied	21,345	21,306	+38.61	+0.18%	21	397,613	5.2%	1,053.6	6.5%	20.3x	7.1x	ICB	61,836	1.4%	3.7	NM	1.4x
IT	3,130	3,082	+48.40	+1.57%	11	40,813	0.5%	855.5	5.3%	33.9x	2.7x	BXPHERMA	59,065	1.4%	43.9	12.0x	1.3x
Textile	1,454	1,435	+19.24	+1.34%	58	150,571	2.0%	1,566.3	9.7%	NM	1.0x	BEACONPHAR	52,622	1.2%	74.3	79.7x	8.3x
Paper & Printing	10,377	9,902	+475.25	+4.80%	6	39,983	0.5%	751.6	4.6%	58.6x	1.9x	ISLAMIBANK	52,486	1.2%	0.1	8.5x	0.7x
Tannery	2,884	2,848	+36.05	+1.27%	6	32,656	0.4%	346.0	2.1%	43.0x	3.0x	DUTCHBANGL	44,726	1.0%	10.8	8.1x	1.0x
Jute	17,792	17,404	+387.89	+2.23%	3	4,143	0.1%	43.0	0.3%	NM	NM	UNILEVERCL	41,411	0.9%	2.7	41.9x	20.0x
Ceramics	611	598	+13.19	+2.20%	5	28,271	0.4%	264.6	1.6%	46.9x	1.7x	EBL	36,338	0.8%	14.0	6.4x	0.9x
Miscellaneous	4,643	4,642	+1.78	+0.04%	14	253,662	3.3%	666.0	4.1%	41.1x	2.0x	POWERGRID	34,211	0.8%	14.7	NM	0.3x
Corporate Bond**	4,326	4,324	+1.20	+0.03%	13	43,380	0.6%	1.2	0.0%	NM	NM	SUMITPOWER	30,968	0.7%	13.5	10.3x	0.8x
Treasury Bond**	86	86	+0.23	+0.27%	241	3,280,314	42.8%	3.0	0.0%	NM	NM						

Top Ten Gainers	Close Price (BDT)	Δ%	Turnover (BDT Mn)	PE	PB	Top Twenty Free Float Mcap	Free Float Mcap (BDT Mn)	% of Total Free Float Mcap	PE	PB	Most Traded Share	Close Price (BDT)	Δ%	Turnover (BDT Mn)	PE	PB
GIB	8.8	+10.0%	196.0	6.7x	0.6x	SQURPHARMA	121,789	7.1%	9.9x	1.7x	ORIONINFU	605.0	+4.3%	773.7	NM	41.6x
STANCERAM	117.8	+10.0%	5.7	NM	NM	BATBC	74,086	4.3%	15.4x	5.7x	BDTHAI	37.2	-3.6%	567.2	NM	1.3x
BDLAMS	178.5	+10.0%	10.4	NM	2.5x	BEXIMCO	69,196	4.0%	NM	1.2x	FUWANGFOO	36.0	+0.8%	489.6	NM	14.9x
COPPERTECH	35.3	+10.0%	105.2	53.5x	2.6x	RENATA	68,042	4.0%	66.0x	4.4x	KPPL	56.8	+9.9%	458.3	NM	NM
PROGRESLIF	58.6	+9.9%	5.7	NM	NM	BXPHERMA	45,564	2.7%	12.0x	1.3x	KARNAPHULI	58.3	-1.2%	350.9	34.5x	2.8x
SPCERAMICS	37.7	+9.9%	132.8	NM	1.2x	GP	38,700	2.3%	12.5x	6.4x	ITC	46.9	+3.8%	318.4	16.8x	2.4x
SICL	23.3	+9.9%	0.0	NM	NM	BEACONPHAR	34,036	2.0%	79.7x	8.3x	IFIC	13.2	+2.3%	315.4	7.9x	0.7x
KPPL	56.8	+9.9%	458.3	NM	NM	ISLAMIBANK	33,649	2.0%	8.5x	0.7x	ETL	18.1	+5.8%	290.6	37.7x	1.4x
BDFINANCE	27.9	+9.8%	95.6	33.9x	1.7x	BRACBANK	30,964	1.8%	8.4x	1.0x	FORTUNE	57.6	-	285.1	55.2x	3.8x
SUNLIFEINS	47.1	+9.8%	28.3	NM	NM	LHBL	28,853	1.7%	13.5x	4.0x	OAL	19.3	-2.5%	277.2	NM	1.8x
						NBL	19,116	1.1%	NM	0.8x						
Top Ten Losers	Close Price (BDT)	Δ%	Turnover (BDT Mn)	PE	PB	PUBALIBANK	18,457	1.1%	4.4x	0.6x	Block Trade	Maximum Price (BDT)	Minimum Price (BDT)	No. of Trade	Quantity ('000)	Turnover (BDT Mn)
MIRACLEIND	50.9	-4.9%	90.6	NM	3.1x	CITYBANK	18,190	1.1%	5.1x	0.7x	SINGERBD	150.0	150.0	2.0	900	135.00
BDTHAIFOOD	32.4	-4.7%	20.8	NM	2x	OLYMPIC	16,818	1.0%	18.5x	3.1x	KARNAPHULI	64.9	55.0	7.0	470	27.74
1STPRIMFMF	32.7	-3.8%	69.6	NM	3.1x	ROBI	15,714	0.9%	52.6x	2.4x	SQURPHARMA	220.0	220.0	1.0	101	22.18
PDL	15.4	-3.7%	136.9	NM	1.1x	BSRMLTD	14,210	0.8%	4.5x	0.6x	CITYGENINS	61.0	59.5	3.0	345	20.68
EIL	47.5	-3.7%	181.1	40.9x	2.6x	PRIMEBANK	13,962	0.8%	5.7x	0.8x	BDFINANCE	23.5	22.9	2.0	466	10.73
BDTHAI	37.2	-3.6%	567.2	NM	1.3x	UPGDCL	13,547	0.8%	15.1x	3.4x	SONALIPAPR	520.0	520.0	2.0	15	7.80
SHASHADNIM	24.0	-3.2%	17.6	25.0x	0.6x	SUMITPOWER	13,369	0.8%	10.3x	0.8x	BSC	126.0	120.0	2.0	61	7.39
BEACHHATCH	60.8	-3.2%	131.8	57.4x	5.5x	ALARABANK	13,112	0.8%	12.5x	1.1x	SONALIANSH	635.0	601.0	3.0	12	7.33
RSRMSTEEL	22.4	-3.0%	15.8	NM	0.5x						EASTERNINS	73.1	73.1	1.0	100	7.31
AMANFEED	33.4	-2.9%	37.7	NM	1.2x						GP	261.6	261.6	10.0	26	6.90

* NBFI Sector PE calculation methodology has been modified to reflect positive earnings only.

** The base of the Bond Index starts at 100, starting from Jan 13, 2022.

Similarly, Treasury Bond Index starts at 100, starting from Oct 10, 2022

Block Trade	Maximum Price (BDT)	Minimum Price	Turnover (BDT Mn)	Quantity ('000)	No. of Trade
SINGERBD	150.0	150.0	135.0	900	2
KARNAPHULI	64.9	55.0	27.7	470	7
SQURPHARMA	220.0	220.0	22.2	101	1
CITYGENINS	61.0	59.5	20.7	345	3
BDFINANCE	23.5	22.9	10.7	466	2
SONALIPAPR	520.0	520.0	7.8	15	2
BSC	126.0	120.0	7.4	61	2
SONALIANS	635.0	601.0	7.3	12	3
EASTERNINS	73.1	73.1	7.3	100	1
GP	261.6	261.6	6.9	26	10
KBPPWBIL	200.0	200.0	6.0	30	1
ROBI	27.3	27.0	5.4	199	8
FORTUNE	55.0	52.0	5.2	96	3
REPUBLIC	50.0	49.0	5.0	102	3
PDL	15.7	15.7	4.7	300	3
BATBC	552.0	479.8	4.4	9	6
PTL	72.0	70.0	4.2	58	2
INTRACO	39.6	39.6	4.0	100	1
PREMIERBAN	13.5	12.4	3.8	300	2
MEGHNACEM	77.8	77.5	3.5	45	3
CENTRALINS	54.5	52.1	3.4	64	4
CRYSTALINS	124.0	102.3	3.0	27	4
Total			342.6		115

Upcoming Corporate Events

DSE Ticker	Right Share	Dividend		Event	Date
		Stock	Cash		
ENVOYTEX		0.0%	15%	Record Date	15-Feb-24

Important DSE News

QUEENSOUTH

The Company has informed that Brigadier General (Retd.) Mr. Asif Ahmed has assumed the role of Chief Executive Officer (CEO) from February 03, 2024.

STANCERAM

The Company has informed that A.K.M Jahangir Khan who was a sponsor director of the company passed away on February 15, 2020. His total holding of 225,450 shares of the company will be transmitted according to the Succession Certificate issued by the Honorable Court. As per the succession certificate, Mrs. Badrun Nahar Khan (wife) will receive 28,181 shares, Mrs. Jahanara Ferdous Khan (daughter) will receive 39,453 shares, Mr. A.K.M Imran Khan (Son) will receive 78,908 shares and Mr. A.K.M Alamgir Khan (Son), who is also a Director of the company, will receive 78,908 shares.

CNW

Trading of shares of Best Holdings Limited will start at DSE from February 06, 2024 under 'N' category. DSE Trading Code for Best Holdings Limited is "BESTHLDNG" and DSE Company Code is 29005 under 'Travel & Leisure' sector.

BARKAPOW

Fusion Holdings (Pvt.) Limited, a Corporate Director of the Company, has expressed its intention to sell 10,00,000 shares out of its holding of 1,91,87,992 shares of the Company at prevailing market price (in the Public/Block Market) through Dhaka Stock Exchange PLC. (DSE) within next 30 working days.

Disclaimer: This report has been prepared by BRAC EPL Stock Brokerage Ltd and is provided for information purposes. It is not, under any circumstances, to be used or considered as an offer to sell, or a solicitation of any offer to buy. Reasonable care has been taken to ensure that the information is not untrue and misleading. BRAC EPL Stock Brokerage Ltd makes no representation or warranty as to the accuracy or completeness of such information. All opinions and estimates included in this report constitute our judgment as of this date and are subject to change without notice.