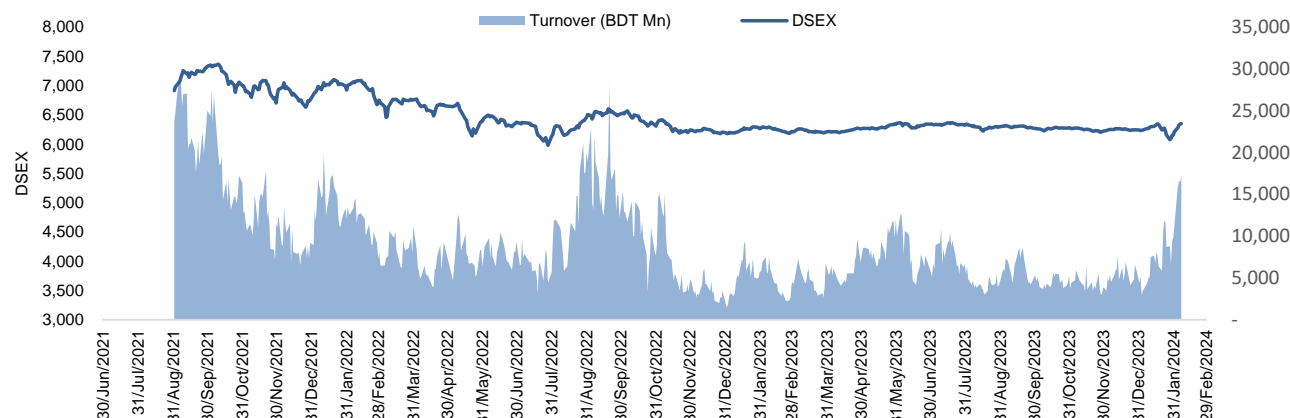


Daily Market Update

The market closed in green today. The benchmark index DSEX (+0.10%) gained 6.44 points and closed at 6,352.50. The blue-chip index DS30 (-0.39%), the Shariah-based index DSES (+0.16%), and the large-cap index CDSET (-0.37%) closed at 2,135.28, 1,387.51, and 1,196.75 points, respectively. Most of the large-cap sectors posted negative performance today. Bank experienced the highest loss of 1.10% followed by NBFI (-0.73%), Engineering (-0.68%), Pharmaceutical (-0.41%), Telecommunication (-0.07%), Food & Allied (+0.20%), and Fuel & Power (+0.61%), respectively. Block trades contributed 2.8% of the overall market turnover. Orion Pharma Ltd. (+5.3%) was the most traded share with a turnover of BDT 1,010 million.



Index	Closing	Opening	Point Δ	%Δ	YTD %Δ
DSEX	6,352.50	6,346.06	+6.44	+0.10%	+1.7%
DS30	2,135.28	2,143.71	-8.42	-0.39%	+2.0%
DSES	1,387.51	1,385.24	+2.26	+0.16%	+1.7%
CDSET	1,196.75	1,201.25	-4.50	-0.37%	-0.5%

	Advanced	Declined	Unchanged	Total
All Category	198	159	37	394
A Category (Equity)	98	108	32	238
B Category (Equity)	82	45	3	130
N Category (Equity)	2	0	0	2
Z Category (Equity)	16	6	2	24
Mutual Funds	13	8	16	37
Corporate Bonds	0	2	0	2
Treasury Bonds	0	1	0	1

* Based on Traded Scripts

		Today	Last Day	Daily %Δ
Mcap	Mn BDT	7,711,324	7,714,569	-0.0%
	Mn USD	70,103	70,132	
Turnover	Mn BDT	17,304	16,518	+4.8%
	Mn USD	157	150	
Volume	Mn Shares	539	541	-0.4%
No. of Trade		353,525	365,405	-3.3%

* Average Interbank Exchange Rate is BDT 110.00 as of Feb 07, 2024

Fahim Hassan Research Analyst (880) 1709636546 fahim.hassan@bracepl.com	Foysal Ahmed Research Associate (880) 1708805201 foysal.ahmed@bracepl.com
---	---

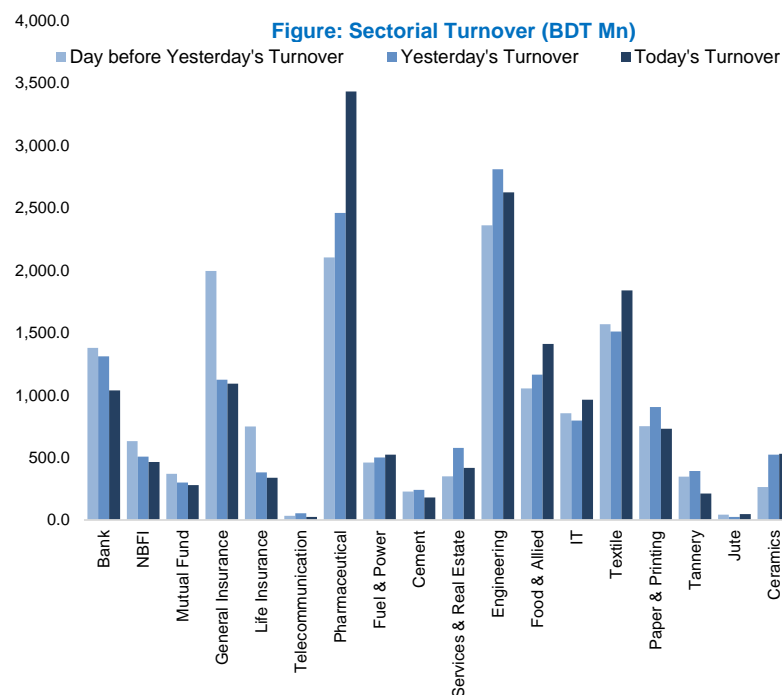
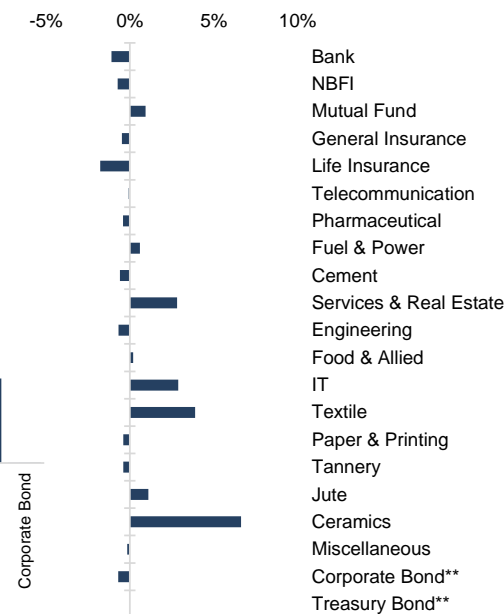


Figure: Sectorial Mcap Change



Market PE 18.5x

Market PB 1.5x

* Market P/E and P/BV calculation excludes Mutual Fund, Life Insurance, and NBL

Sector Index	Closing	Opening	Points Δ	%Δ	No. of Companies	Mcap (BDT Mn)	% of Total Mcap	Turnover (BDT Mn)	% of Total Turnover	PE	PB	Top Twenty Market Cap	Mcap (BDT Mn)	% of Total Mcap	Turnover (BDT Mn)	PE	PB
Bank	1,462	1,478	-16.22	-1.10%	35	689,709	9.0%	1,037.1	6.2%	12.6x	0.7x	GP	386,996	8.8%	0.4	12.5x	6.4x
NBFI	1,564	1,576	-11.46	-0.73%	23	153,700	2.0%	464.5	2.8%	NM	NM	BATBC	280,098	6.4%	1.9	15.4x	5.7x
Mutual Fund	820	812	+7.67	+0.94%	37	38,788	0.5%	279.7	1.7%	NM	0.7x	WALTONHIL	249,159	5.7%	10.1	22.5x	2.4x
General Insurance	3,768	3,785	-17.63	-0.47%	42	110,091	1.4%	1,091.3	6.5%	20.5x	1.7x	SQURPHARMA	192,537	4.4%	233.8	9.8x	1.6x
Life Insurance	2,416	2,459	-43.44	-1.77%	16	68,028	0.9%	338.0	2.0%	NM	NM	ROBI	157,138	3.6%	0.9	52.6x	2.4x
Telecommunication	4,880	4,883	-3.37	-0.07%	3	572,514	7.4%	24.8	0.1%	15.9x	4.1x	RENATA	130,960	3.0%	3.4	61.9x	4.1x
Pharmaceutical	3,719	3,735	-15.40	-0.41%	33	718,922	9.3%	3,431.6	20.4%	19.7x	2.2x	UPGDCL	107,244	2.4%	8.7	15.7x	3.5x
Fuel & Power	1,485	1,476	+8.94	+0.61%	23	387,629	5.0%	523.9	3.1%	26.6x	0.9x	BEXIMCO	103,842	2.4%	0.2	NM	1.2x
Cement	2,653	2,669	-15.70	-0.59%	7	128,018	1.7%	179.1	1.1%	16.8x	2.7x	BERGERPBL	89,264	2.0%	14.3	27.4x	6.6x
Services & Real Estate	1,657	1,611	+45.41	+2.82%	9	92,804	1.2%	417.3	2.5%	23.5x	0.7x	LHBL	84,780	1.9%	86.6	13.3x	4.0x
Engineering	3,879	3,906	-26.59	-0.68%	42	456,538	5.9%	2,623.5	15.6%	20.7x	1.5x	BRACBANK	62,905	1.4%	52.2	8.4x	1.0x
Food & Allied	21,441	21,397	+43.84	+0.20%	21	399,410	5.2%	1,410.2	8.4%	20.4x	7.1x	BXPHARMA	62,277	1.4%	58.6	12.7x	1.4x
IT	3,262	3,170	+91.64	+2.89%	11	42,529	0.6%	963.3	5.7%	35.3x	2.8x	ICB	61,142	1.4%	11.6	NM	1.4x
Textile	1,503	1,446	+56.31	+3.89%	58	155,625	2.0%	1,837.2	10.9%	NM	1.0x	BEACONPHAR	55,301	1.3%	103.5	83.7x	8.7x
Paper & Printing	10,633	10,674	-40.85	-0.38%	6	40,969	0.5%	731.3	4.3%	60.1x	2.0x	ISLAMIBANK	52,486	1.2%	0.0	8.5x	0.7x
Tannery	2,853	2,864	-10.93	-0.38%	6	32,303	0.4%	211.2	1.3%	42.6x	3.0x	DUTCHBANGL	43,530	1.0%	8.4	7.9x	1.0x
Jute	18,173	17,975	+198.92	+1.11%	3	4,232	0.1%	46.0	0.3%	NM	NM	UNILEVERCL	40,831	0.9%	4.0	41.3x	19.7x
Ceramics	678	636	+42.22	+6.64%	5	31,368	0.4%	529.1	3.1%	52.0x	1.9x	EBL	36,821	0.8%	10.1	6.5x	1.0x
Miscellaneous	4,619	4,626	-6.96	-0.15%	14	252,351	3.3%	677.2	4.0%	40.9x	2.0x	POWERGRID	33,641	0.8%	19.2	NM	0.3x
Corporate Bond**	4,322	4,353	-30.31	-0.70%	13	43,346	0.6%	0.4	0.0%	NM	NM	SUMITPOWER	31,502	0.7%	16.7	10.5x	0.8x
Treasury Bond**	86	86	-0.01	-0.01%	241	3,279,577	42.6%	1.0	0.0%	NM	NM						

Top Ten Gainers	Close Price (BDT)	Δ%	Turnover (BDT Mn)	PE	PB	Top Twenty Free Float Mcap	Free Float Mcap (BDT Mn)	% of Total Free Float Mcap	PE	PB	Most Traded Share	Close Price (BDT)	Δ%	Turnover (BDT Mn)	PE	PB
BDFINANCE	31.9	+10.0%	91.1	38.7x	1.9x	SQURPHARMA	121,789	7.1%	9.8x	1.6x	ORIONPHARM	83.8	+5.3%	1,009.5	18.6x	0.9x
SALVOCHEM	52.9	+10.0%	109.1	29.4x	3.3x	BATBC	74,086	4.3%	15.4x	5.7x	ORIONINFU	661.1	+5.9%	548.9	NM	45.5x
FUWANGCER	24.3	+10.0%	268.0	83.8x	2.0x	BEXIMCO	69,196	4.0%	NM	1.2x	KPPL	47.8	-9.0%	472.5	NM	NM
MONNOFABR	18.8	+9.9%	29.2	NM	0.7x	RENATA	68,042	4.0%	61.9x	4.1x	OAL	22.9	+9.6%	434.5	NM	2.1x
MITHUNKNIT	16.6	+9.9%	6.2	NM	5.2x	BXPHARMA	45,564	2.7%	12.7x	1.4x	BDTHAI	36.6	-4.2%	396.1	NM	1.3x
RAKCERAMIC	41.0	+9.9%	67.8	33.3x	2.3x	GP	38,700	2.3%	12.5x	6.4x	FUWANGFOO	35.9	-2.2%	365.3	NM	14.9x
MATINSINN	52.1	+9.9%	30.5	48.2x	1x	BEACONPHAR	34,036	2.0%	83.7x	8.7x	CENTRALPHL	32.7	+9.7%	362.3	NM	5.9x
AFTABAUTO	55.6	+9.9%	149.6	NM	1.1x	ISLAMIBANK	33,649	2.0%	8.5x	0.7x	IFIC	13.0	-2.3%	334.3	7.8x	0.7x
SALAMCRST	31.2	+9.9%	28.3	NM	1.7x	BRACBANK	30,964	1.8%	8.4x	1.0x	EMERALDOIL	86.6	+1.2%	319.3	66.9x	NM
ACFL	23.4	+9.9%	4.6	NM	0.7x	LHBL	28,853	1.7%	13.3x	4.0x	MALEKSPIN	36.0	+9.8%	284.0	16.0x	0.7x
						NBL	19,116	1.1%	NM	0.8x						
						PUBALIBANK	18,457	1.1%	4.6x	0.6x						
						CITYBANK	18,190	1.1%	5.1x	0.7x						
						OLYMPIC	16,818	1.0%	18.3x	3.0x						
						ROBI	15,714	0.9%	52.6x	2.4x						
						BSRMLTD	14,210	0.8%	4.5x	0.6x						
						PRIMEBANK	13,962	0.8%	5.6x	0.8x						
						UPGDCL	13,547	0.8%	15.7x	3.5x						
						SUMITPOWER	13,369	0.8%	10.5x	0.8x						
						ALARABANK	13,112	0.8%	12.6x	1.1x						
Top Ten Losers	Close Price (BDT)	Δ%	Turnover (BDT Mn)	PE	PB						Block Trade	Maximum Price (BDT)	Minimum Price (BDT)	No. of Trade	Quantity ('000)	Turnover (BDT Mn)
KPPL	47.8	-9.0%	472.5	NM	NM						SINGERBD	155.0	155.0	2.0	750	116.25
ANWARGALV	194.7	-8.7%	10.6	NM	13x						ORIONPHARM	81.0	71.7	7.0	545	42.57
RENATA	1,141.8	-6.2%	3.4	61.9x	4.1x						SONALIPAPR	600.9	600.9	1.0	70	42.06
BDTHAI	36.6	-4.2%	396.1	NM	1.3x						GP	261.6	261.6	19.0	152	39.70
PROGRESLIF	57.0	-4.0%	3.7	NM	NM						CENTRALINS	56.0	56.0	2.0	700	39.20
JUTESPINN	289.3	-3.9%	0.6	NM	NM						CITYGENINS	61.5	60.0	3.0	593	36.33
TITASGAS	29.9	-3.5%	27.3	NM	0.4x						SQURPHARMA	218.0	217.2	2.0	120	26.14
TUNGHAI	5.6	-3.4%	3.3	NM	NM						GIB	9.9	9.9	2.0	1,010	10.00
FASFIN	5.7	-3.4%	10.9	NM	NM						KARNAPHULI	57.2	55.2	8.0	169	9.57
GIB	8.7	-3.3%	113.9	6.7x	0.6x						SAIFPOWER	24.4	22.4	5.0	390	9.03

* NBFI Sector PE calculation methodology has been modified to reflect positive earnings only.
** The base of the Bond Index starts at 100, starting from Jan 13, 2022
Similarly, Treasury Bond Index starts at 100, starting from Oct 10, 2022

Block Trade	Maximum Price (BDT)	Minimum Price	Turnover (BDT Mn)	Quantity ('000)	No. of Trade
SINGERBD	155.0	155.0	116.3	750	2
ORIONPHARM	81.0	71.7	42.6	545	7
SONALIPAPR	600.9	600.9	42.1	70	1
GP	261.6	261.6	39.7	152	19
CENTRALINS	56.0	56.0	39.2	700	2
CITYGENINS	61.5	60.0	36.3	593	3
SQURPHARMA	218.0	217.2	26.1	120	2
GIB	9.9	9.9	10.0	1,010	2
KARNAPHULI	57.2	55.2	9.6	169	8
SAIFPOWER	24.4	22.4	9.0	390	5
AIBL1STIMF	9.1	9.1	8.9	980	2
BATBC	479.9	479.8	7.4	16	9
RUPALILIFE	138.0	138.0	6.8	49	1
METROSPIN	22.9	22.9	6.7	293	1
ROBI	27.0	27.0	6.3	233	10
SONALIANS	604.0	604.0	6.0	10	3
RUPALIBANK	43.5	39.0	5.6	131	2
DESHBANDHU	46.0	46.0	4.6	100	1
AGRANINS	45.0	45.0	4.5	100	1
EMERALDOIL	85.6	85.6	4.3	50	1
RUPALIINS	40.0	40.0	4.0	100	1
SPCL	61.9	60.0	3.8	62	6
Total			486.7		137

Upcoming Corporate Events

DSE Ticker	Right Share	Dividend		Event	Date
		Stock	Cash		
ENVOYTEX		0.0%	15%	Record Date	15-Feb-24

Important DSE News
REGL

Bangladesh Securities and Exchange Commission has issued Order No. BSEC/Surveillance/2020-975/211, dated February 06, 2024 which reads as follows: "Whereas, the Bangladesh Securities and Exchange Commission has decided that, in the interest of investors and securities market and for the development of securities market, certain further direction shall be issued for regulating the share price movement of the listed securities in the stock exchange trading; Now, therefore, in exercise of the power conferred by the section 20A of the Securities and Exchange Ordinance, 1969 (Ordinance No. XVII of 1969), the Bangladesh Securities and Exchange Commission hereby directs the Dhaka Stock Exchange PLC. and the Chittagong Stock Exchange PLC the followings:- (a) Floor price and other conditions as imposed vide the Commission's Order No. BSEC/CMRRCD/2001-07/39 dated 28 July 2022: i) shall continue and remain in force until further order for the 06 (six) securities namely: BEXIMCO, BSRMLTD, ISLAMIBANK, KPCL, MPETROLEUM and SPCL; ii) shall continue up to the forthcoming respective record date for the 03 (three) securities: BATBC, GP and ROBI; (b) Upper limit and lower limit of the circuit breaker will be applicable as per the Commission's Order No. BSEC/Surveillance/2020-975/219 dated 17 June 2021 for all securities not included in the floor price regulation of the Commission; (c) The Commission's Order No. BSEC/Surveillance/2020-975/339 dated 22 January 2024 is hereby repealed. This Order shall be effective from 07 February 2024."

GQBALLPEN

The company has informed that the Board of Directors has decided to appoint Mr. Uzzal Kumar Saha, LL. B, ACS as Managing Director; Mr. Kajal Mridha, FCMA as Chief Financial Officer and Mr. K.M. Ershad as Company Secretary of the Company with effect from February 06, 2024.

Disclaimer: This report has been prepared by BRAC EPL Stock Brokerage Ltd and is provided for information purposes. It is not, under any circumstances, to be used or considered as an offer to sell, or a solicitation of any offer to buy. Reasonable care has been taken to ensure that the information is not untrue and misleading. BRAC EPL Stock Brokerage Ltd makes no representation or warranty as to the accuracy or completeness of such information. All opinions and estimates included in this report constitute our judgment as of this date and are subject to change without notice.