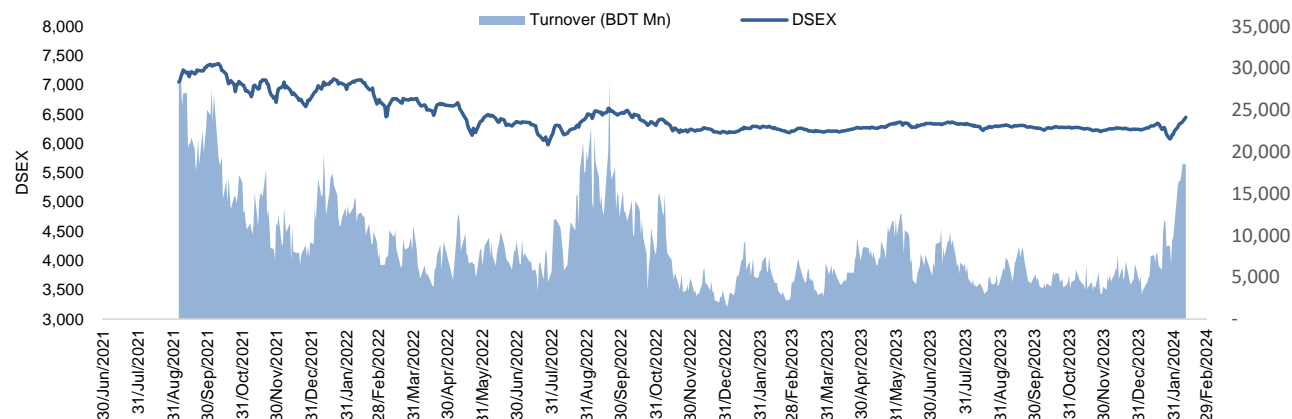


Daily Market Update

The market closed in green today. The benchmark index DSEX (+1.16%) gained 73.72 points and closed at 6,447.07. The blue-chip index DS30 (+1.01%), the Shariah-based index DSES (+0.77%), and the large-cap index CDESET (+1.39%) closed at 2,159.92, 1,398.06, and 1,216.89 points, respectively. Large-cap sectors posted mixed performance today. Bank booked the highest gain of 4.29%, followed by NBFI (+3.92%), Pharmaceutical (+0.31%), Telecommunication (+0.03%), Food & Allied (-0.00%), Fuel & Power (-0.42%), and Engineering (-1.45%), respectively. Block trades contributed 2.0% of the overall market turnover. Fortune Shoes Limited (+9.0%) was the most traded share with a turnover of BDT 651 million.



Index	Closing	Opening	Point Δ	%Δ	YTD %Δ
DSEX	6,447.07	6,373.35	+73.72	+1.16%	+3.2%
DS30	2,159.92	2,138.22	+21.70	+1.01%	+3.2%
DSES	1,398.06	1,387.32	+10.74	+0.77%	+2.5%
CDESET	1,216.89	1,200.19	+16.70	+1.39%	+1.2%

	Advanced	Declined	Unchanged	Total
All Category	165	196	33	394
A Category (Equity)	103	107	29	239
B Category (Equity)	50	76	3	129
N Category (Equity)	2	0	0	2
Z Category (Equity)	10	13	1	24
Mutual Funds	13	7	17	37
Corporate Bonds	2	1	0	3
Treasury Bonds	0	0	0	0

* Based on Traded Scripts

		Today	Last Day	Daily %Δ
Mcap	Mn BDT	7,759,857	7,725,266	+0.4%
	Mn USD	70,544	70,230	
Turnover	Mn BDT	18,525	18,578	-0.3%
	Mn USD	168	169	
Volume	Mn Shares	631	620	+1.8%
No. of Trade		368,637	381,108	-3.3%

* Average Interbank Exchange Rate is BDT 110.00 as of Feb 11, 2024

Fahim Hassan Research Analyst (880) 1709636546 fahim.hassan@bracepl.com	Foysal Ahmed Research Associate (880) 1708805201 foysal.ahmed@bracepl.com
---	---

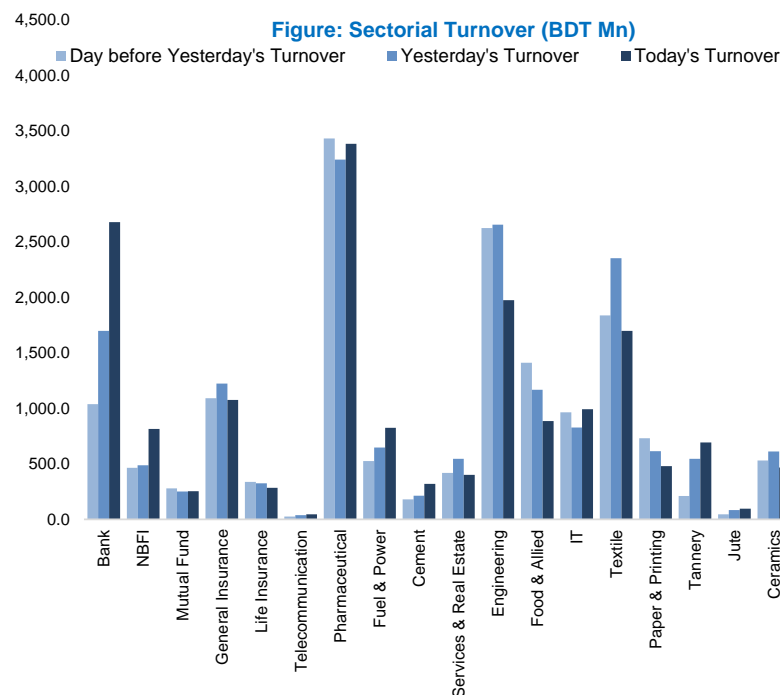
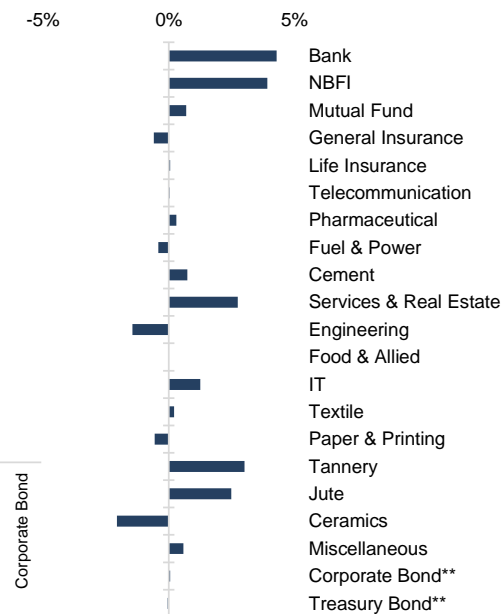


Figure: Sectorial Turnover (BDT Mn)

Figure: Sectorial Mcap Change



Market PE 18.7x

Market PB 1.6x

* Market P/E and P/BV calculation excludes Mutual Fund, Life Insurance, and NBL

Sector Index	Closing	Opening	Points Δ	%Δ	No. of Companies	Mcap (BDT Mn)	% of Total Mcap	Turnover (BDT Mn)	% of Total Turnover	PE	PB	Top Twenty Market Cap	Mcap (BDT Mn)	% of Total Mcap	Turnover (BDT Mn)	PE	PB
Bank	1,551	1,487	+63.78	+4.29%	35	731,650	9.4%	2,676.6	14.7%	13.3x	0.8x	GP	386,996	8.7%	0.8	12.5x	6.4x
NBFI	1,633	1,572	+61.61	+3.92%	23	160,498	2.1%	813.2	4.5%	NM	NM	BATBC	280,098	6.3%	1.1	15.4x	5.2x
Mutual Fund	828	822	+5.68	+0.69%	37	39,164	0.5%	253.3	1.4%	NM	0.8x	WALTONHIL	245,735	5.5%	7.8	22.2x	2.3x
General Insurance	3,788	3,811	-22.50	-0.59%	42	110,694	1.4%	1,076.0	5.9%	20.6x	1.7x	SQURPHARMA	193,424	4.3%	88.7	9.9x	1.7x
Life Insurance	2,423	2,422	+1.33	+0.06%	16	68,235	0.9%	284.2	1.6%	NM	NM	ROBI	157,138	3.5%	0.9	52.6x	2.4x
Telecommunication	4,878	4,877	+1.41	+0.03%	3	572,316	7.4%	44.7	0.2%	15.9x	4.1x	RENATA	116,142	2.6%	157.6	54.9x	3.7x
Pharmaceutical	3,715	3,703	+11.33	+0.31%	33	718,015	9.3%	3,382.8	18.6%	19.7x	2.2x	UPGDCL	105,389	2.4%	5.6	15.4x	3.4x
Fuel & Power	1,477	1,484	-6.22	-0.42%	23	385,704	5.0%	823.6	4.5%	26.4x	0.9x	BEXIMCO	103,842	2.3%	3.3	NM	1.2x
Cement	2,673	2,653	+19.50	+0.73%	7	128,974	1.7%	320.2	1.8%	16.9x	2.7x	BERGERPBL	90,043	2.0%	16.2	27.7x	6.7x
Services & Real Estate	1,776	1,728	+47.48	+2.75%	9	99,481	1.3%	399.7	2.2%	25.2x	0.7x	LHBL	85,826	1.9%	172.6	13.5x	4.0x
Engineering	3,817	3,873	-56.12	-1.45%	42	449,250	5.8%	1,974.2	10.9%	20.3x	1.5x	BRACBANK	65,801	1.5%	93.4	8.8x	1.0x
Food & Allied	21,352	21,353	-0.48	-0.00%	21	397,755	5.1%	885.8	4.9%	20.3x	6.6x	BXPHARMA	64,642	1.5%	62.9	13.1x	1.4x
IT	3,284	3,243	+40.52	+1.25%	11	42,813	0.6%	991.3	5.5%	35.6x	2.8x	BEACONPHAR	64,287	1.4%	366.1	97.3x	10.2x
Textile	1,526	1,522	+3.31	+0.22%	58	158,009	2.0%	1,697.5	9.3%	NM	1.1x	ICB	61,922	1.4%	6.9	NM	1.4x
Paper & Printing	10,419	10,477	-58.74	-0.56%	6	40,143	0.5%	479.4	2.6%	58.9x	1.9x	ISLAMIBANK	52,486	1.2%	0.1	8.5x	0.7x
Tannery	3,007	2,919	+87.86	+3.01%	6	34,039	0.4%	692.1	3.8%	44.9x	3.1x	DUTCHBANGL	44,801	1.0%	18.0	8.1x	1.0x
Jute	19,480	19,007	+472.38	+2.49%	3	4,536	0.1%	95.2	0.5%	NM	NM	UNILEVERCL	41,031	0.9%	2.7	41.5x	19.8x
Ceramics	652	666	-13.72	-2.06%	5	30,162	0.4%	467.4	2.6%	50.2x	1.8x	EBL	37,424	0.8%	30.4	6.6x	1.0x
Miscellaneous	4,625	4,599	+26.66	+0.58%	14	252,673	3.3%	796.8	4.4%	41.0x	2.0x	BESTHLDNG	37,073	0.8%	2.1	28.1x	0.6x
Corporate Bond**	4,352	4,349	+2.55	+0.06%	13	43,643	0.6%	1.4	0.0%	NM	NM	POWERGRID	33,071	0.7%	11.4	NM	0.3x
Treasury Bond**	86	86	-0.04	-0.05%	241	3,279,331	42.3%	0.0	0.0%	NM	NM						

Top Ten Gainers	Close Price (BDT)	Δ%	Turnover (BDT Mn)	PE	PB	Top Twenty Free Float Mcap	Free Float Mcap (BDT Mn)	% of Total Free Float Mcap	PE	PB	Most Traded Share	Close Price (BDT)	Δ%	Turnover (BDT Mn)	PE	PB
SBACBANK	11.0	+10.0%	25.0	9.2x	0.8x	SQURPHARMA	121,789	7.1%	9.9x	1.7x	FORTUNE	65.4	+9.0%	650.6	62.7x	4.3x
SIBL	11.1	+9.9%	25.0	5.6x	0.6x	BATBC	74,086	4.3%	15.4x	5.2x	ORIONPHARM	86.8	+6.1%	645.0	19.3x	1.0x
MITHUNKNIT	20.0	+9.9%	24.5	NM	6.3x	BEXIMCO	69,196	4.0%	NM	1.2x	ORIONINFU	689.4	+4.2%	634.9	NM	47.4x
HRTEX	87.8	+9.9%	49.2	NM	2.1x	RENATA	68,042	4.0%	54.9x	3.7x	IFIC	14.8	+5.7%	605.8	8.9x	0.8x
ARAMITCEM	34.7	+9.8%	60.7	NM	NM	BXPHARMA	45,564	2.7%	13.1x	1.4x	INTRACO	46.0	+9.8%	477.6	49.5x	3.9x
PRIMEFIN	11.2	+9.8%	23.6	NM	1.3x	GP	38,700	2.3%	12.5x	6.4x	ITC	57.2	+6.3%	412.7	20.5x	2.9x
INTRACO	46.0	+9.8%	477.6	49.5x	4x	BEACONPHAR	34,036	2.0%	97.3x	10.2x	GIB	9.7	+5.4%	406.2	7.4x	0.7x
NBL	7.9	+9.7%	21.3	NM	0.8x	ISLAMIBANK	33,649	2.0%	8.5x	0.7x	BSC	127.0	+3.7%	397.2	8.9x	1.4x
BESTHLDNG	35.0	+9.7%	2.1	28.1x	0.6x	BRACBANK	30,964	1.8%	8.8x	1.0x	MALEKSPIN	39.2	+0.8%	385.1	17.4x	0.8x
SICL	33.9	+9.7%	0.1	NM	NM	LHBL	28,853	1.7%	13.5x	4.0x	CENTRALPHL	28.0	-5.4%	373.1	NM	5.1x

Top Ten Losers	Close Price (BDT)	Δ%	Turnover (BDT Mn)	PE	PB	Top Twenty Free Float Mcap	Free Float Mcap (BDT Mn)	% of Total Free Float Mcap	PE	PB	Block Trade	Maximum Price (BDT)	Minimum Price (BDT)	No. of Trade	Quantity ('000)	Turnover (BDT Mn)
SHYAMPSUG	230.5	-8.7%	25.9	NM	NM	PUBALIBANK	18,457	1.1%	4.7x	0.7x	GP	285.9	261.6	47.0	233	62.42
INTECH	37.0	-5.6%	77.7	NM	285x	CITYBANK	18,190	1.1%	5.5x	0.8x	FORTUNE	63.0	62.0	8.0	827	51.76
BEACHHATCH	61.6	-5.5%	115.5	37.3x	5.4x	OLYMPIC	16,818	1.0%	18.2x	3.0x	BATBC	475.0	466.8	25.0	60	27.84
RENATA	1,012.6	-5.4%	157.6	54.9x	3.7x	ROBI	15,714	0.9%	52.6x	2.4x	KARNAPHULI	60.0	58.7	3.0	327	19.49
CENTRALPHL	28.0	-5.4%	373.1	NM	5.1x	BSRMLTD	14,210	0.8%	4.5x	0.6x	ORIONINFU	649.0	649.0	2.0	26	16.92
OAL	20.1	-5.2%	269.1	NM	1.9x	PRIMEBANK	13,962	0.8%	5.7x	0.8x	AFTABAUTO	56.0	53.0	5.0	307	16.78
EIL	47.8	-5.0%	101.0	41.2x	2.6x	UPGDCL	13,547	0.8%	15.4x	3.4x	AIL	77.8	77.5	4.0	196	15.21
NFML	18.0	-4.8%	41.8	NM	1.6x	SUMITPOWER	13,369	0.8%	10.5x	0.8x	RUPALIBANK	45.9	45.0	3.0	323	14.57
RENWICKJA	682.9	-4.6%	0.6	NM	NM	ALARABANK	13,112	0.8%	13.0x	1.1x	ADNTEL	128.0	118.0	4.0	100	12.30
RSRMSTEEL	21.1	-4.5%	11.5	NM	0.5x						EIL	55.3	45.3	4.0	230	11.56

* NBFI Sector PE calculation methodology has been modified to reflect positive earnings only.
** The base of the Bond Index starts at 100, starting from Jan 13, 2022
Similarly, Treasury Bond Index starts at 100, starting from Oct 10, 2022

Block Trade	Maximum Price (BDT)	Minimum Price	Turnover (BDT Mn)	Quantity ('000)	No. of Trade
GP	285.9	261.6	62.4	233	47
FORTUNE	63.0	62.0	51.8	827	8
BATBC	475.0	466.8	27.8	60	25
KARNAPHULI	60.0	58.7	19.5	327	3
ORIONINFU	649.0	649.0	16.9	26	2
AFTABAUTO	56.0	53.0	16.8	307	5
AIL	77.8	77.5	15.2	196	4
RUPALIBANK	45.9	45.0	14.6	323	3
ADNTEL	128.0	118.0	12.3	100	4
EIL	55.3	45.3	11.6	230	4
ROBI	27.1	27.0	11.2	414	13
PTL	71.4	71.4	10.4	145	1
1STPRIMFMF	34.0	33.9	10.2	300	2
MALEKSPIN	36.0	36.0	7.2	200	3
INTRACO	43.8	42.2	7.0	166	3
AL-HAJTEX	149.0	144.5	7.0	48	3
AB BANK	13.0	11.0	6.4	530	5
SONALIANSH	690.0	635.0	5.0	7	7
RUPALILIFE	132.4	132.4	5.0	38	1
ORIONPHARM	89.9	78.7	4.6	55	5
ITC	55.0	51.0	4.4	81	4
SPCL	60.0	59.0	4.2	70	7
Total			369.7		196

Upcoming Corporate Events

DSE Ticker	Right Share	Dividend		Event	Date
		Stock	Cash		
ENVOYTEX		0.0%	15%	Record Date	15-Feb-24

Important DSE News

SHAHJABANK

The company has informed that the Board of Directors has elected Mr. Abdul Kader Azad, MP as the Chairman, and Mr. Mohammed Younus and Mr. Mohiuddin Ahmed as Vice Chairmen of the company.

EGEN

eGeneration Solutions Ltd., a Placement holder of the Company, (where Mr. Shamim Ahsan is the Chairman and Ms. Syeda Kamrun Nahar Ahmed is the Managing Director of eGeneration Solutions Ltd. as well as Managing Director and Director of eGeneration Limited respectively) has expressed its intention to sell 467,594 shares of eGeneration Limited.

SIBL

The company has further informed that late M. Nurul Amin's 23,71,863 shares of the company have been transmitted to the account of his nominee Mrs. Aleya Amin (wife of Late M. Nurul Amin) by way of nomination as per news disseminated by DSE on 11.01.2024.

BDTHAI

(Q2 Un-audited): EPS was Tk. (0.23) for October-December 2023 as against Tk. (0.15) for October-December 2022; EPS was Tk. (0.42) for July-December 2023 as against Tk. (0.26) for July-December 2022. NOCFPS was Tk. (0.90) for July-December 2023 as against Tk. 0.62 for July-December 2022. NAV per share was Tk. 27.43 as on December 31, 2023 and Tk. 27.84 as on June 30, 2023.

BATBC

The Board of Directors has recommended 100% final cash dividend for the year ended December 31, 2023. Date of AGM: 28.03.2024, Time: 10:30 AM. Record date: 03.03.2024. The Company has reported EPS of Tk. 33.11, NAV per share of Tk. 99.33 and NOCFPS of Tk. 18.90 for the year ended December 31, 2023 as against Tk. 33.10, Tk. 76.27 and Tk. 50.04 respectively for the year ended December 31, 2022.

FUWANGCER

(Q2 Un-audited): EPS was Tk. 0.05 for October-December 2023 as against Tk. 0.07 for October-December 2022; EPS was Tk. 0.14 for July-December 2023 as against Tk. 0.12 for July-December 2022. NOCFPS was Tk. 0.33 for July-December 2023 as against Tk. 0.29 for July-December 2022. NAV per share was Tk. 12.04 as on December 31, 2023 and Tk. 11.91 as on June 30, 2023.

Disclaimer: This report has been prepared by BRAC EPL Stock Brokerage Ltd and is provided for information purposes. It is not, under any circumstances, to be used or considered as an offer to sell, or a solicitation of any offer to buy. Reasonable care has been taken to ensure that the information is not untrue and misleading. BRAC EPL Stock Brokerage Ltd makes no representation or warranty as to the accuracy or completeness of such information. All opinions and estimates included in this report constitute our judgment as of this date and are subject to change without notice.