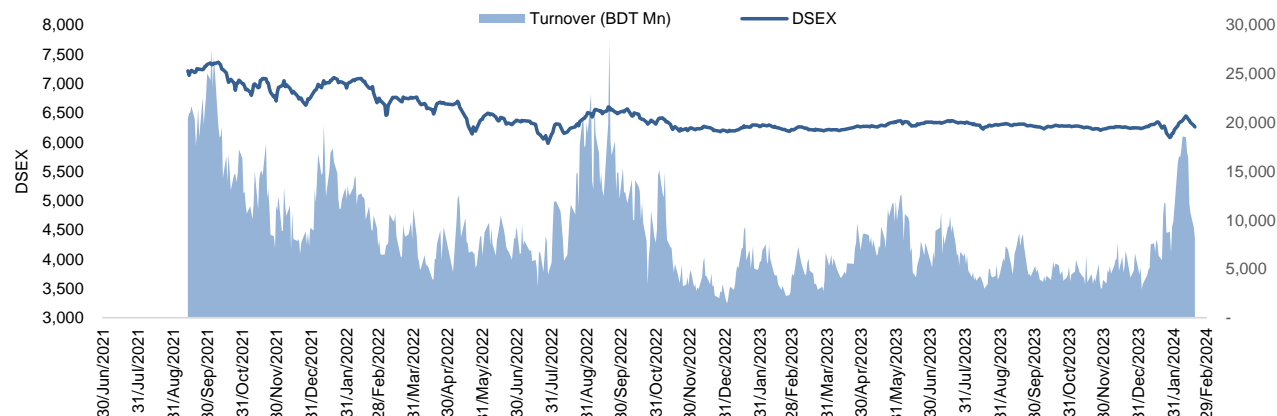


## Daily Market Update

The market closed in red today. The benchmark index DSEX (-0.39%) lost 24.25 points and closed at 6,258.98. The blue-chip index DS30 (+0.09%), the Shariah-based index DSES (-0.55%), and the large-cap index CDSET (-0.19%) closed at 2,131.28, 1,361.32, and 1,187.85 points, respectively. Most of the large-cap sectors posted negative performance today. Engineering experienced the highest loss of 1.64% followed by Telecommunication (-1.21%), Pharmaceutical (-0.40%), Fuel & Power (-0.38%), Food & Allied (-0.18%), Bank (+0.06%), and NBFI (+0.31%), respectively. Block trades contributed 3.4% of the overall market turnover. Orion Infusion Ltd. (-4.0%) was the most traded share with a turnover of BDT 419 million.



Index	Closing	Opening	Point Δ	%Δ	YTD %Δ
DSEX	6,258.98	6,283.24	-24.25	-0.39%	+0.2%
DS30	2,131.28	2,129.28	+2.00	+0.09%	+1.8%
DSES	1,361.32	1,368.83	-7.51	-0.55%	-0.2%
CDSET	1,187.85	1,190.06	-2.21	-0.19%	-1.2%

	Advanced	Declined	Unchanged	Total
All Category	97	246	51	394
A Category (Equity)	57	143	35	235
B Category (Equity)	27	70	13	110
N Category (Equity)	1	1	1	3
Z Category (Equity)	12	32	2	46
Mutual Funds	6	15	15	36
Corporate Bonds	1	2	1	4
Treasury Bonds	0	1	0	1

\* Based on Traded Scripts

		Today	Last Day	Daily %Δ
Mcap	Mn BDT	7,628,576	7,646,318	-0.2%
	Mn USD	69,351	69,512	
Turnover	Mn BDT	8,186	9,247	-11.5%
	Mn USD	74	84	
Volume	Mn Shares	238	281	-15.1%
No. of Trade		229,134	275,568	-16.9%

\* Average Interbank Exchange Rate is BDT 110.00 as of Feb 19, 2024

<b>Fahim Hassan</b> Research Analyst (880) 1709636546 fahim.hassan@bracepl.com	<b>Foysal Ahmed</b> Research Associate (880) 1708805201 foysal.ahmed@bracepl.com
---	---

Figure: Sectorial Turnover (BDT Mn)

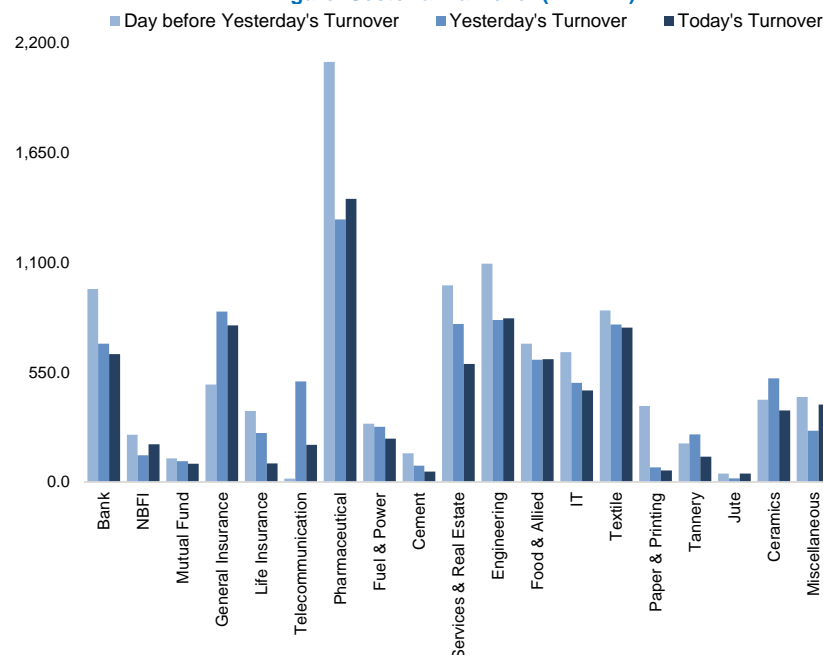
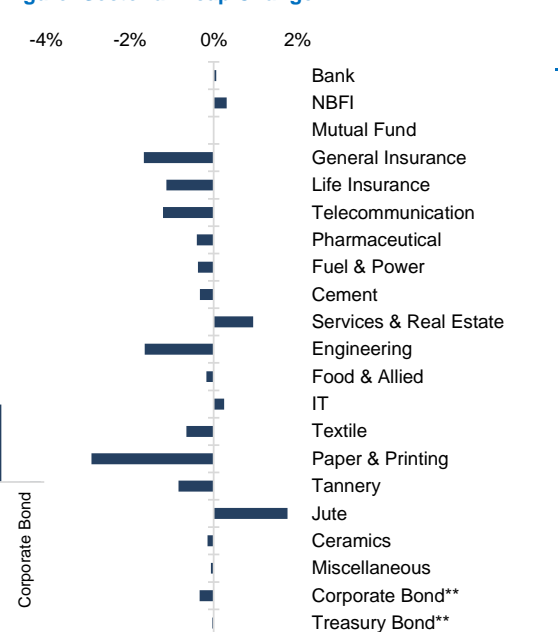


Figure: Sectorial Mcap Change



Market PE 18.0x

Market PB 1.5x

\* Market P/E and P/BV calculation excludes Mutual Fund, Life Insurance, and NBL

Sector Index	Closing	Opening	Points Δ	%Δ	No. of Companies	Mcap (BDT Mn)	% of Total Mcap	Turnover (BDT Mn)	% of Total Turnover	PE	PB	Top Twenty Market Cap	Mcap (BDT Mn)	% of Total Mcap	Turnover (BDT Mn)	PE	PB
Bank	1,480	1,479	+0.90	+0.06%	35	698,193	9.2%	640.1	8.1%	12.7x	0.7x	GP	386,996	9.0%	0.8	11.7x	5.8x
NBFI	1,489	1,484	+4.63	+0.31%	23	146,255	1.9%	189.2	2.4%	NM	NM	BATBC	280,098	6.5%	0.2	15.7x	5.2x
Mutual Fund	784	784	-0.01	-0.00%	37	37,057	0.5%	91.6	1.2%	NM	0.7x	WALTONHIL	230,498	5.3%	3.2	20.8x	2.2x
General Insurance	3,691	3,754	-62.57	-1.67%	43	109,757	1.4%	783.8	9.9%	20.0x	1.7x	SQRPHARMA	193,246	4.5%	42.8	9.9x	1.7x
Life Insurance	2,365	2,392	-27.00	-1.13%	15	64,688	0.8%	93.1	1.2%	NM	NM	ROBI	157,662	3.7%	121.7	49.3x	2.4x
Telecommunication	4,859	4,918	-59.37	-1.21%	3	570,020	7.5%	186.3	2.4%	14.8x	3.8x	RENATA	112,070	2.6%	10.6	53.0x	3.5x
Pharmaceutical	3,589	3,604	-14.55	-0.40%	33	693,725	9.1%	1,417.0	17.9%	19.0x	2.1x	BEXIMCO	103,842	2.4%	0.0	NM	1.2x
Fuel & Power	1,438	1,443	-5.43	-0.38%	23	375,339	4.9%	216.3	2.7%	25.8x	0.9x	UPGDCL	101,041	2.3%	2.0	14.7x	3.3x
Cement	2,620	2,628	-8.55	-0.33%	7	126,412	1.7%	51.8	0.7%	16.6x	2.7x	BERGERPBL	88,104	2.0%	15.6	27.1x	6.6x
Services & Real Estate	1,840	1,823	+17.16	+0.94%	9	103,085	1.4%	590.2	7.5%	26.1x	0.8x	LHBL	84,780	2.0%	32.0	13.3x	4.0x
Engineering	3,589	3,649	-60.00	-1.64%	42	422,434	5.6%	819.2	10.4%	19.2x	1.4x	BRACBANK	68,053	1.6%	67.6	9.1x	1.1x
Food & Allied	21,298	21,336	-37.34	-0.18%	21	396,747	5.2%	614.6	7.8%	20.5x	6.6x	BXPHARMA	60,716	1.4%	16.2	12.4x	1.3x
IT	3,191	3,183	+7.92	+0.25%	11	41,596	0.5%	458.4	5.8%	34.6x	2.7x	ICB	57,326	1.3%	2.3	NM	1.3x
Textile	1,423	1,432	-9.27	-0.65%	58	147,324	1.9%	772.9	9.8%	NM	1.0x	BEACONPHAR	57,011	1.3%	102.4	86.3x	9.0x
Paper & Printing	9,491	9,775	-284.91	-2.91%	6	36,566	0.5%	57.8	0.7%	53.6x	1.8x	ISLAMIBANK	52,486	1.2%	0.0	8.5x	0.7x
Tannery	2,861	2,885	-24.29	-0.84%	6	32,392	0.4%	126.8	1.6%	42.7x	3.0x	DUTCHBANGL	43,230	1.0%	1.9	7.8x	1.0x
Jute	18,578	18,256	+321.57	+1.76%	3	4,326	0.1%	42.5	0.5%	NM	NM	BESTHLDNG	42,687	1.0%	363.0	32.4x	0.7x
Ceramics	644	645	-0.95	-0.15%	5	29,769	0.4%	358.6	4.5%	43.1x	1.8x	UNILEVERCL	40,835	0.9%	0.9	41.3x	19.7x
Miscellaneous	4,632	4,635	-3.18	-0.07%	14	253,028	3.3%	386.9	4.9%	41.0x	2.0x	EBL	36,700	0.9%	19.4	6.5x	1.0x
Corporate Bond**	4,295	4,310	-14.38	-0.33%	13	43,077	0.6%	3.1	0.0%	NM	NM	POWERGRID	36,349	0.8%	47.9	NM	0.3x
Treasury Bond**	86	86	-0.03	-0.04%	240	3,278,837	43.1%	4.8	0.1%	NM	NM						

Top Ten Gainers	Close Price (BDT)	Δ%	Turnover (BDT Mn)	PE	PB	Top Twenty Free Float Mcap	Free Float Mcap (BDT Mn)	% of Total Free Float Mcap	PE	PB	Most Traded Share	Close Price (BDT)	Δ%	Turnover (BDT Mn)	PE	PB
ESQUIRENIT	25.8	+9.8%	6.0	99.2x	0.4x	SQRPHARMA	121,789	7.1%	9.9x	1.7x	ORIONINFU	681.2	-4.0%	418.7	NM	46.9x
MONNOFABR	26.6	+9.0%	217.9	NM	1.0x	BATBC	74,086	4.3%	15.7x	5.2x	BESTHLDNG	40.3	+3.1%	363.0	32.4x	0.7x
AFCAGRO	22.8	+8.1%	64.2	NM	1.2x	BEXIMCO	69,196	4.0%	NM	1.2x	FUWANGCER	25.9	-5.1%	297.3	95.9x	2.2x
BDFINANCE	28.7	+6.3%	29.5	34.8x	1.7x	RENATA	68,042	4.0%	53.0x	3.5x	AFTABAUTO	57.7	-6.5%	231.7	NM	1.1x
HRTEX	87.3	+5.7%	28.9	NM	2.1x	BXPHARMA	45,564	2.7%	12.4x	1.3x	MONNOFABR	26.6	+9.0%	217.9	NM	1.0x
GEMINISEA	402.1	+5.5%	173.2	46.1x	20.5x	GP	38,700	2.3%	11.7x	5.8x	CENTRALPHL	25.2	-8.7%	211.5	NM	4.6x
STANCERAM	106.6	+4.9%	1.1	NM	NM	BEACONPHAR	34,036	2.0%	86.3x	9.0x	LOVELLO	50.3	-3.1%	186.9	46.6x	4.0x
EBL1STMF	6.4	+4.9%	0.9	NM	0.7x	ISLAMIBANK	33,649	2.0%	8.5x	0.7x	BSC	129.7	+1.9%	186.7	9.1x	1.4x
ACTIVEFINE	17.5	+4.2%	52.4	NM	0.8x	BRACBANK	30,964	1.8%	9.1x	1.1x	CITYGENINS	69.8	+1.5%	182.3	23.1x	3.4x
GSPFINANCE	17.8	+4.1%	27.6	NM	0.7x	LHBL	28,853	1.7%	13.3x	4.0x	GEMINISEA	402.1	+5.5%	173.2	46.1x	20.5x
						NBL	19,116	1.1%	NM	0.8x						
						PUBALIBANK	18,457	1.1%	4.6x	0.6x						
						CITYBANK	18,190	1.1%	5.2x	0.7x						
						OLYMPIC	16,818	1.0%	18.1x	3.0x						
						ROBI	15,714	0.9%	49.3x	2.4x						
						BSRMLTD	14,210	0.8%	4.5x	0.6x						
						PRIMEBANK	13,962	0.8%	5.4x	0.7x						
						UPGDCL	13,547	0.8%	14.7x	3.3x						
						SUMITPOWER	13,369	0.8%	9.7x	0.7x						
						ALARABANK	13,112	0.8%	12.6x	1.1x						
Top Ten Losers	Close Price (BDT)	Δ%	Turnover (BDT Mn)	PE	PB						Block Trade	Maximum Price (BDT)	Minimum Price (BDT)	No. of Trade	Quantity ('000)	Turnover (BDT Mn)
MONOSPOOL	151.6	-31.4%	2.9	17.2x	2.7x						SQRPHARMA	218.1	218.1	1.0	322	70.28
PAPERPROC	132.6	-21.2%	0.3	26.3x	3x						BEXIMCO	108.7	104.1	3.0	640	69.54
SAFKOSPINN	15.6	-9.8%	3.9	NM	1.8x						ADNTEL	145.5	125.0	2.0	393	49.28
KPPL	35.0	-9.8%	12.1	NM	NM						LOVELLO	53.5	46.8	3.0	337	15.88
CENTRALPHL	25.2	-8.7%	211.5	NM	4.6x						BEACHHATCH	62.0	59.0	3.0	240	14.19
SICL	44.8	-7.1%	119.1	NM	4.2x						ITC	55.3	48.2	2.0	224	11.10
AFTABAUTO	57.7	-6.5%	231.7	NM	1.1x						GP	280.0	261.6	13.0	28	7.58
INTECH	30.9	-6.1%	19.5	96.6x	237.7x						FORTUNE	65.0	62.0	3.0	110	6.85
ENVOYTEX	38.1	-5.7%	2.9	17.6x	1.0x						IFIC	13.4	13.4	1.0	500	6.70
MITHUNKNIT	23.4	-5.6%	8.9	NM	7.4x						BATBC	500.0	479.8	4.0	10	4.92

\* NBFI Sector PE calculation methodology has been modified to reflect positive earnings only.

\*\* The base of the Bond Index starts at 100, starting from Jan 13, 2022

Similarly, Treasury Bond Index starts at 100, starting from Oct 10, 2022

\* NBFI Sector PE calculation methodology has been modified to reflect positive earnings only.  
\*\* The base of the Bond Index starts at 100, starting from Jan 13, 2022  
Similarly, Treasury Bond Index starts at 100, starting from Oct 10, 2022

Block Trade	Maximum Price (BDT)	Minimum Price	Turnover (BDT Mn)	Quantity ('000)	No. of Trade
SQURPHARMA	218.1	218.1	70.3	322	1
BEXIMCO	108.7	104.1	69.5	640	3
ADNTEL	145.5	125.0	49.3	393	2
LOVELLO	53.5	46.8	15.9	337	3
BEACHHATCH	62.0	59.0	14.2	240	3
ITC	55.3	48.2	11.1	224	2
GP	280.0	261.6	7.6	28	13
FORTUNE	65.0	62.0	6.9	110	3
IFIC	13.4	13.4	6.7	500	1
BATBC	500.0	479.8	4.9	10	4
ORIONINFU	700.0	700.0	4.2	6	1
BRACBANK	42.6	42.5	4.1	97	2
KARNAPHULI	56.4	56.4	2.6	46	1
PADMAOIL	194.5	194.5	1.9	10	2
ETL	17.5	17.5	1.2	70	1
IMAMBUTTON	190.0	190.0	1.2	6	1
KDSALTD	56.0	56.0	1.1	20	1
KPPL	37.8	35.1	1.1	30	2
KBPPWBIL	214.0	214.0	1.1	5	1
ICBSONALI1	9.4	9.4	0.9	100	1
ATCSLGF	9.3	9.3	0.8	90	1
NPOLYMER	53.0	53.0	0.8	15	1
<b>Total</b>			<b>281.0</b>		<b>56</b>

**Upcoming Corporate Events**

DSE Ticker	Right Share	Dividend		Event	Date
		Stock	Cash		
IMAMBUTTON		0.0%	1%	Record Date	20-Feb-24
SINGERBD		0.0%	35%	Record Date	22-Feb-24
GP		0.0%	125%	Record Date	29-Feb-24
SKICL		0.0%	14%	Record Date	3-Mar-24
BATBC		0.0%	100%	Record Date	3-Mar-24
RELIANCINS		0.0%	25%	Record Date	6-Mar-24
GREENDELT		0.0%	25%	Record Date	6-Mar-24
BDTHAIFOOD		0.0%	1%	Record Date	7-Mar-24
CRYSTALINS		7.0%	10%	Record Date	12-Mar-24

**Important DSE News**
**PF1STMF**

Phoenix Finance & Investments Limited, the Sponsor of the fund, has expressed its intention to sell 5,00,000 units out of its holding of 1,75,00,000 units of the fund at prevailing market price (In the Public Market) through Dhaka Stock Exchange PLC. (DSE) within next 30 working days.

**STYLECRAFT**

Mr. Naveed Hashmet, a Sponsor of the company, has expressed his intention to transfer 7,42,128 shares of the company to his wife Ms. Nadera Parveen (General Shareholder of the company), by way of gift outside the trading system of the Exchange within next 30 working days from the date of issuance of approval letter by DSE.

**RENATA**

Mr. Syed S. Kaiser Kabir, Managing Director of the company, has expressed his intention to buy 10,000 shares of the Company at prevailing market price (in the Public Market) through Dhaka Stock Exchange PLC. within next 30 working days.

**DOREENPWR**

The Company has informed that Bangladesh Rural Electrification Board (BREB) has given its consent vide letter no. 27.12.0000.178.14259.24.1012 dated February 18, 2024 to continue operation of "22 MW Narsingdi Power Plant" of the Company as per the terms and conditions and tariff schedule of existing Power Purchase Agreement (PPA) until the new PPA is signed for next five years after negotiation with "No Electricity No Payment Basis". The Company is now in the process of negotiating tariff and other terms and conditions of renewal Power Purchase Agreement with the Bangladesh Rural Electrification Board (BREB).

**CRYSTALINS**

The Board of Directors has recommended 7% cash and 10% stock dividend for the year ended December 31, 2023. Date of AGM: 31.03.2024, Time: 11:30 AM, Venue: Trust Milonayaton, 545, Old Airport Road, Cantonment, Dhaka-1216 and Digital Platform. Record Date: 12.03.2024. The Company has also reported EPS of Tk. 3.05, NAV per share of Tk. 25.87 and NOCFPS of Tk. 1.74 for the year ended December 31, 2023 as against Tk. 2.72, Tk. 24.31 and Tk. 6.08 respectively for the year ended December 31, 2022.

**CITYGENINS**

The Board of Directors has recommended 12.00% Cash Dividend for the year ended December 31, 2023. Date of AGM: 28.03.2024, Time: 11:00 AM, Venue: Hybrid System i.e., at BCIC Auditorium 30-31 Dilkusha C/A, Dhaka with physical presence and also Digital Platform. Record date: 12.03.2024. The Company has also reported EPS of Tk. 3.02, NAV per share of Tk. 20.40 and NOCFPS of Tk. 2.53 for the year ended December 31, 2023 as against Tk. 2.25, Tk. 18.57 and Tk. 5.59 respectively for the year ended December 31, 2022.

**Disclaimer:** This report has been prepared by BRAC EPL Stock Brokerage Ltd and is provided for information purposes. It is not, under any circumstances, to be used or considered as an offer to sell, or a solicitation of any offer to buy. Reasonable care has been taken to ensure that the information is not untrue and misleading. BRAC EPL Stock Brokerage Ltd makes no representation or warranty as to the accuracy or completeness of such information. All opinions and estimates included in this report constitute our judgment as of this date and are subject to change without notice.