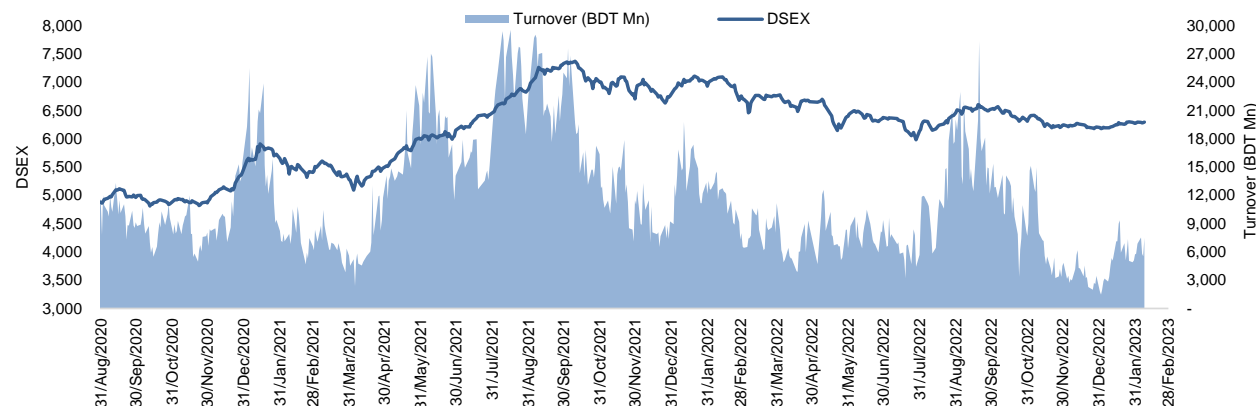


Daily Market Update

The market closed in green today. The benchmark index DSEX (+0.16%) gained 10.25 points and closed at 6,295.66. The blue-chip index DS30 (+0.31%), the Shariah-based index DSES (+0.37%), and the large-cap index CDSET (+0.22%) closed at 2,241.57, 1,374.96, and 1,226.87 points, respectively. Large-cap sectors posted mixed performance today. Pharmaceutical booked the highest gain of 0.33% followed by Food & Allied (+0.18%), Bank (+0.14%), Engineering (+0.01%). NBFi experienced the highest loss of 0.08% followed by Fuel & Power (-0.01%), Telecommunication (0.00%). Block trades contributed 9.5% of the overall market turnover. Bangladesh Shipping Corporation (-3.8%) was the most traded share with a turnover of BDT 702 million.



Index	Closing	Opening	Point Δ	%Δ	YTD %Δ
DSEX	6,295.66	6,285.40	+10.25	+0.16%	+1.4%
DS30	2,241.57	2,234.68	+6.89	+0.31%	+2.1%
DSES	1,374.96	1,369.86	+5.11	+0.37%	+1.2%
CDSET	1,226.87	1,224.21	+2.66	+0.22%	+1.0%

	Advanced	Declined	Unchanged	Total
All Category	44	122	173	339
A Category (Equity)	35	67	128	230
B Category (Equity)	9	42	39	90
N Category (Equity)	0	3	2	5
Z Category (Equity)	0	10	4	14
Mutual Funds	0	1	21	22
Corporate Bonds	0	0	1	1
Treasury Bonds	0	0	0	0

* Based on Traded Scripts

		Today	Last Day	Daily %Δ
Mcap	Mn BDT	7,673,983	7,669,277	+0.1%
	Mn USD	72,427	72,382	
Turnover	Mn BDT	7,485	5,532	+35.3%
	Mn USD	71	52	
Volume	Mn Shares	93	70	+32.4%
No. of Trade		121,066	93,433	+29.6%

* Average Interbank Exchange Rate is BDT 105.96 as of Feb 07, 2023

Fahim Hassan
 Research Analyst

(880) 1709636546
 fahim.hassan@bracepl.com

Md. Tanvir Ahmed
 Research Associate

(880) 1708805201
 mtanvir.ahmed@bracepl.com

Figure: Sectorial Turnover (BDT Mn)

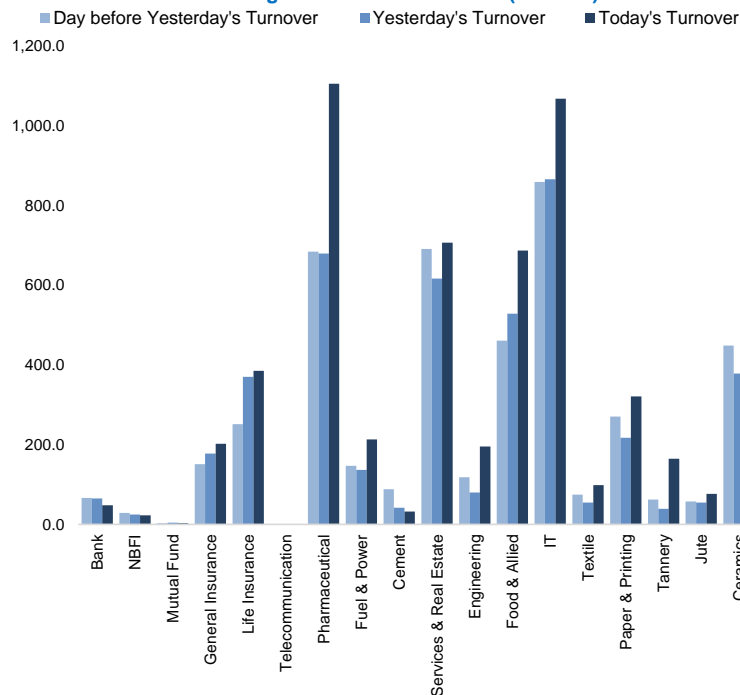
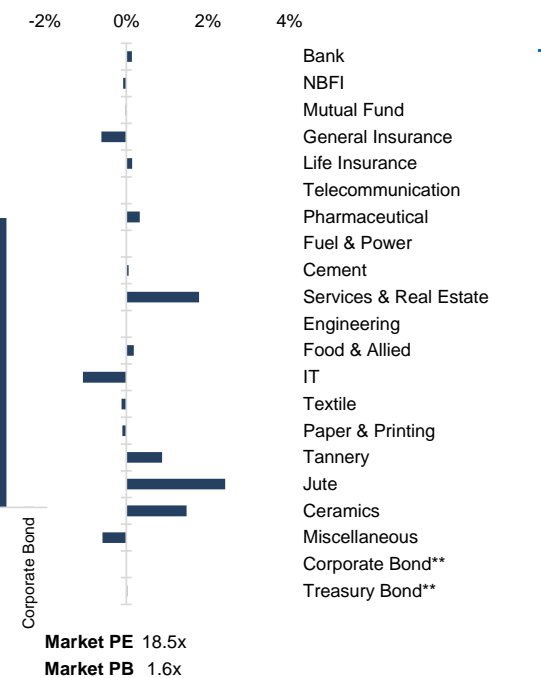


Figure: Sectorial Mcap Change



Market PE 18.5x

Market PB 1.6x

Sector Index	Closing	Opening	Points Δ	%Δ	No. of Companies	Mcap (BDT Mn)	% of Total Mcap	Turnover (BDT Mn)	% of Total Turnover	PE	PB	Top Twenty Market Cap	Mcap (BDT Mn)	% of Total Mcap	Turnover (BDT Mn)	PE	PB
Bank	1,436	1,434	+2.00	+0.14%	34	670,745	8.8%	48.2	0.7%	7.8x	0.7x	GP	386,996	8.6%	0.5	12.9x	8.4x
NBFI	1,928	1,929	-1.47	-0.08%	23	188,087	2.5%	22.8	0.3%	NM	4.5x	WALTONHIL	317,378	7.0%	0.2	40.4x	4.8x
Mutual Fund	849	849	-0.15	-0.02%	37	38,377	0.5%	3.1	0.0%	NM	0.8x	BATBC	280,098	6.2%	2.7	16.8x	6.7x
General Insurance	3,313	3,333	-20.26	-0.61%	42	96,693	1.3%	202.2	3.0%	16.2x	1.6x	SQURPHARMA	185,977	4.1%	5.4	9.7x	1.8x
Life Insurance	2,592	2,588	+3.73	+0.14%	14	72,689	1.0%	385.3	5.7%	NM	NM	ROBI	157,138	3.5%	0.2	NM	2.4x
Telecommunication	4,946	4,946	-	-	3	580,232	7.6%	0.8	0.0%	17.4x	4.7x	RENATA	139,689	3.1%	0.9	31.1x	4.7x
Pharmaceutical	3,786	3,773	+12.53	+0.33%	34	734,372	9.7%	1,104.8	16.3%	18.9x	2.4x	UPGDCL	135,475	3.0%	0.0	15.4x	4.7x
Fuel & Power	1,695	1,695	-0.11	-0.01%	23	446,946	5.9%	213.3	3.2%	17.8x	1.1x	BEXIMCO	101,302	2.2%	0.8	8.8x	1.2x
Cement	2,314	2,312	+1.24	+0.05%	7	111,126	1.5%	32.5	0.5%	33.6x	2.5x	BERGERPBL	80,554	1.8%	0.8	27.3x	6.7x
Services & Real Esta	2,299	2,259	+40.27	+1.78%	8	90,825	1.2%	706.7	10.4%	38.6x	1.2x	MARICO	76,277	1.7%	0.3	20.7x	28.6x
Engineering	4,486	4,486	+0.36	+0.01%	42	526,520	6.9%	195.7	2.9%	53.9x	2.1x	ICB	74,119	1.6%	0.1	NM	1.7x
Food & Allied	21,515	21,476	+39.26	+0.18%	21	383,366	5.0%	686.7	10.1%	21.3x	7.6x	BEACONPHAR	69,785	1.5%	68.4	74.4x	11.3x
IT	3,314	3,350	-35.62	-1.06%	11	43,204	0.6%	1,067.2	15.8%	31.5x	3.0x	BXPHARMA	67,184	1.5%	200.3	14.5x	1.6x
Textile	1,583	1,585	-1.89	-0.12%	58	166,463	2.2%	98.7	1.5%	42.6x	1.0x	BRACBANK	57,619	1.3%	0.1	10.9x	1.0x
Paper & Printing	10,855	10,865	-10.35	-0.10%	6	41,822	0.6%	320.6	4.7%	41.3x	2.1x	ISLAMIBANK	54,096	1.2%	8.5	11.0x	0.8x
Tannery	3,087	3,060	+26.91	+0.88%	6	32,601	0.4%	164.9	2.4%	47.2x	3.1x	DUTCHBANGL	43,554	1.0%	0.5	7.4x	1.1x
Jute	13,621	13,298	+322.63	+2.43%	3	3,332	0.0%	76.4	1.1%	NM	5.3x	TITASGAS	40,459	0.9%	0.1	13.2x	0.5x
Ceramics	729	718	+10.59	+1.47%	5	33,713	0.4%	714.7	10.6%	43.5x	2.0x	POWERGRID	37,347	0.8%	0.1	NM	0.4x
Miscellaneous	4,133	4,157	-24.34	-0.59%	14	222,733	2.9%	725.3	10.7%	13.2x	1.8x	SUMITPOWER	36,308	0.8%	0.0	10.7x	0.9x
Corporate Bond**	88	88	-	-	9	36,415	0.5%	0.1	0.0%	NM	NM	BSCCL	36,098	0.8%	0.1	14.3x	2.9x
Treasury Bond**	96	96	+0.02	+0.02%	252	3,073,603	40.5%	0.0	0.0%	NM	NM						

Top Ten Gainers	Close Price (BDT)	Δ%	Turnover (BDT Mn)	PE	PB	Top Twenty Free Float Mcap (BDT Mn)	% of Total Free Float Mcap	PE	PB	Most Traded Share	Close Price (BDT)	Δ%	Turnover (BDT Mn)	PE	PB	
GEMINISEA	496.6	+8.7%	209.8	35.4x	28.9x	SQURPHARMA	121,685	7.1%	9.7x	1.8x	BSC	140.4	-3.8%	701.6	9.7x	1.8x
MONNOCERA	114.5	+8.0%	142.2	NM	1.4x	BATBC	74,086	4.3%	16.8x	6.7x	GENEXIL	108.1	+0.4%	621.1	32.7x	5.8x
APEXFOOT	303.4	+7.9%	162.3	24.4x	1.3x	BEXIMCO	70,355	4.1%	8.8x	1.2x	SPCERAMICS	53.8	+2.3%	570.4	99.6x	1.7x
MONNOAGML	898.5	+7.5%	89.3	NM	5.2x	RENATA	68,196	4.0%	31.1x	4.7x	OLYMPIC	155.6	+1.0%	366.2	20.2x	3.3x
BANGAS	115.3	+5.6%	10.2	NM	5.5x	BEACONPHAR	48,850	2.9%	74.4x	11.3x	ORIONPHARM	92.1	-1.2%	355.4	26.2x	1.0x
FINEFOODS	61.2	+5.5%	19.5	NM	5.8x	BXPHARMA	46,908	2.8%	14.5x	1.6x	AAMRANET	66.7	-2.3%	271.7	20.9x	1.8x
MONOSPOOL	302.1	+5.2%	89.9	40.5x	6x	GP	38,700	2.3%	12.9x	8.4x	SEAPEARL	298.9	+5.1%	259.5	72.5x	21.1x
SEAPEARL	298.9	+5.1%	259.5	72.5x	21.1x	BRACBANK	30,976	1.8%	10.9x	1.0x	EHL	107.0	-1.5%	224.0	16.8x	1.4x
KOHINOOR	460.7	+5.0%	36.5	40.7x	8.5x	LHBL	26,581	1.6%	18.4x	4.1x	GEMINISEA	496.6	+8.7%	209.8	35.4x	28.9x
APEXFOODS	291.6	+4.3%	48.3	38.3x	2.3x	ISLAMIBANK	24,300	1.4%	11.0x	0.8x	BXPHARMA	150.6	+3.0%	200.3	14.5x	1.6x

Top Ten Losers	Close Price (BDT)	Δ%	Turnover (BDT Mn)	PE	PB	SEAPEARL	19,116	1.1%	NM	0.6x	Block Trade	Maximum Price (BDT)	Minimum Price (BDT)	No. of Trade	Quantity ('000)	Turnover (BDT Mn)
ORIONINFU	380.3	-3.8%	184.5	NM	28.4x	NBL	19,116	1.1%	NM	0.6x	SEAPEARL	286.0	259.7	23.0	674	179.98
BSC	140.4	-3.8%	701.6	9.7x	2x	OLYMPIC	18,872	1.1%	20.2x	3.3x	SONALIPAPR	615.1	575.2	28.0	138	83.54
ADNTEL	110.6	-2.8%	47.7	32.8x	3.9x	PUBALIBANK	18,525	1.1%	5.5x	0.6x	IPDC	58.5	51.9	3.0	858	49.48
HWAWELLTEX	48.7	-2.6%	6.6	NM	1.4x	CITYBANK	17,615	1.0%	4.5x	0.8x	SQURPHARMA	207.0	191.5	43.0	194	39.83
BENGALWTL	34.2	-2.6%	52.1	64.5x	1.3x	ROBI	15,714	0.9%	NM	2.4x	GP	263.8	261.6	30.0	137	35.73
NHFIL	44.3	-2.4%	21.7	20.8x	2.3x	ORIONPHARM	14,659	0.9%	26.2x	1.0x	ISLAMIBANK	35.5	35.5	7.0	989	35.12
AAMRANET	66.7	-2.3%	271.7	20.9x	1.8x	ALARABANK	14,609	0.9%	14.6x	1.1x	BXPHARMA	146.5	146.5	4.0	208	30.47
ITC	37.8	-2.3%	72.6	17.8x	2.1x	BSRMLTD	14,417	0.8%	NM	0.7x	POWERGRID	52.3	47.2	4.0	622	29.66
BNICL	59.3	-2.0%	17.7	17.2x	2.6x	PRIMEBANK	13,738	0.8%	6.5x	0.7x	BDFINANCE	44.1	42.5	11.0	668	29.32
LRBDL	35.7	-1.7%	23.3	16.5x	0.9x						METROSPIN	46.6	38.4	3.0	673	28.38

* NBFI Sector PE calculation methodology has been modified to reflect positive earnings only.

** The base of the Bond Index starts at 100, starting from Jan 13, 2022

Similarly, Treasury Bond Index starts at 100, starting from Oct 10, 2022

* NBFI Sector PE calculation methodology has been modified to reflect positive earnings only.

** The base of the Bond Index starts at 100, starting from Jan 13, 2022.

Similarly, Treasury Bond Index starts at 100, starting from Oct 10, 2022.

Block Trade	Maximum Price (BDT)	Minimum Price (BDT)	Turnover (BDT Mn)	Quantity ('000)	No. of Trade
SEAPPEARL	286.0	259.7	180.0	674	23
SONALIPAPR	615.1	575.2	83.5	138	28
IPDC	58.5	51.9	49.5	858	3
SQURPHARMA	207.0	191.5	39.8	194	43
GP	263.8	261.6	35.7	137	30
ISLAMIBANK	35.5	35.5	35.1	989	7
BXPHERMA	146.5	146.5	30.5	208	4
POWERGRID	52.3	47.2	29.7	622	4
BDFINANCE	44.1	42.5	29.3	668	11
METROSPIN	46.6	38.4	28.4	673	3
MARICO	2,345.0	2,305.0	18.1	8	14
BEACONPHAR	290.0	290.0	16.5	57	1
BANKASIA	20.2	20.2	11.1	550	1
ACFL	26.4	23.9	9.2	365	2
AOL	36.4	33.2	8.3	247	4
NITOLINS	38.9	38.9	5.9	152	1
FORTUNE	83.2	68.2	5.8	79	5
EHL	103.0	103.0	5.7	55	1
MONNOAGML	860.0	840.0	5.2	6	4
AIL	53.4	53.4	5.2	97	2
BATBC	479.8	479.8	4.9	10	8
GENNEXT	6.0	6.0	4.9	820	1
Total			714.6		281

Upcoming Corporate Events

DSE Ticker	Right Share	Dividend		Event	Date
		Stock	Cash		
CBLPBOND		0.0%	5.0%	Record Date	15-Feb-23
SINGERBD		0.0%	10.0%	Record Date	16-Feb-23
RAKCERAMIC		0.0%	10.0%	Record Date	16-Feb-23
1STPRIMFMF		0.0%	11.0%	Record Date	19-Feb-23
INTECH		0.0%	0.0%	Record Date	20-Feb-23
SSSTEEL		0.0%	2.0%	Record Date	22-Feb-23
GP		0.0%	95.0%	Record Date	26-Feb-23
OIMEX		0.0%	1.0%	Record Date	27-Feb-23

Important DSE News
GPHISPAT

(Q2 Un-audited): EPS was Tk. (0.12) for October-December 2022 as against Tk. 1.08 for October-December 2021; EPS was Tk. (1.84) for July-December 2022 as against Tk. 2.06 for July-December 2021. NOCFPS was Tk. (2.21) for July-December 2022 as against Tk. 0.82 for July-December 2021. NAV per share was Tk. 24.95 as on December 31, 2022 and Tk. 28.79 as on June 30, 2022.

AL-HAJTEX

(Q2 Un-audited): EPS was Tk. (0.21) for October-December 2022 as against Tk. 0.09 for October-December 2021; EPS was Tk. (0.05) for July-December 2022 as against Tk. 0.12 for July-December 2021. NOCFPS was Tk. (0.53) for July-December 2022 as against Tk. 0.95 for July-December 2021. NAV per share was Tk. 9.47 as on December 31, 2022 and Tk. 9.52 as on June 30, 2022.

GENNEXT

A.J Corporation Limited, a Corporate Director of the Company, has expressed its intention to buy 10,00,000 shares of the company at prevailing market price (in the Block Market) through Dhaka Stock Exchange within next 30 working days.

EXCH

Extension of public offer subscription portion of perpetual bond of AB Bank Limited upto March 30, 2023: BSEC has extended the consent validity and subscription period of public offer portion of BDT 60.00 crore of transferrable, unsecured, non-cumulative, contingent-convertible perpetual bond of AB Bank Limited for the last time upto March 30, 2023. Please visit the following website for further update in this regard: <https://www.essbangladesh.com>.

Disclaimer: This report has been prepared by BRAC EPL Stock Brokerage Ltd and is provided for information purposes. It is not, under any circumstances, to be used or considered as an offer to sell, or a solicitation of any offer to buy. Reasonable care has been taken to ensure that the information is not untrue and misleading. BRAC EPL Stock Brokerage Ltd makes no representation or warranty as to the accuracy or completeness of such information. All opinions and estimates included in this report constitute our judgment as of this date and are subject to change without notice.