

Daily Market Update

The market closed in red today. The benchmark index DSEX (-0.15%) lost 9.46 points and closed at 6,233.42. The blue-chip index DS30 (-0.08%), the Shariah-based index DSES (-0.08%), and the large-cap index CDSET (+0.03%) closed at 2,089.90, 1,360.16, and 1,202.20 points, respectively. Most of the large-cap sectors posted negative performance today. Engineering experienced the highest loss of 0.19% followed by Bank (-0.11%), Food & Allied (-0.11%), Fuel & Power (-0.03%), Pharmaceutical (-0.02%), Telecommunication (0.00%), and NBFI (+0.01%), respectively. Block trades contributed 10.3% of the overall market turnover. Sea Pearl Beach Resort & Spa Limited (-1.1%) was the most traded share with a turnover of BDT 219 million.

Index	Closing	Opening	Point Δ	%Δ	YTD %Δ
DSEX	6,233.42	6,242.87	-9.46	-0.15%	-0.2%
DS30	2,089.90	2,091.54	-1.65	-0.08%	-0.2%
DSES	1,360.16	1,361.24	-1.08	-0.08%	-0.3%
CDSET	1,202.20	1,201.85	+0.35	+0.03%	-0.1%

	Advanced	Declined	Unchanged	Total
All Category	34	132	166	332
A Category (Equity)	19	83	106	208
B Category (Equity)	13	43	50	106
N Category (Equity)	0	0	0	0
Z Category (Equity)	2	6	10	18
Mutual Funds	1	18	17	36
Corporate Bonds	0	0	1	1
Treasury Bonds	1	0	0	1

* Based on Traded Scripts

		Today	Last Day	Daily %Δ
Mcap	Mn BDT	7,804,000	7,808,234	-0.1%
	Mn USD	70,945	70,984	
Turnover	Mn BDT	5,169	4,438	+16.5%
	Mn USD	47	40	
Volume	Mn Shares	177	156	+13.4%
No. of Trade		136,247	131,913	+3.3%

* Average Interbank Exchange Rate is BDT 110.00 as of Jan 02, 2024

Fahim Hassan
 Research Analyst

(880) 1709636546

fahim.hassan@bracepl.com

Foysal Ahmed
 Research Associate

(880) 1708805201

foysal.ahmed@bracepl.com

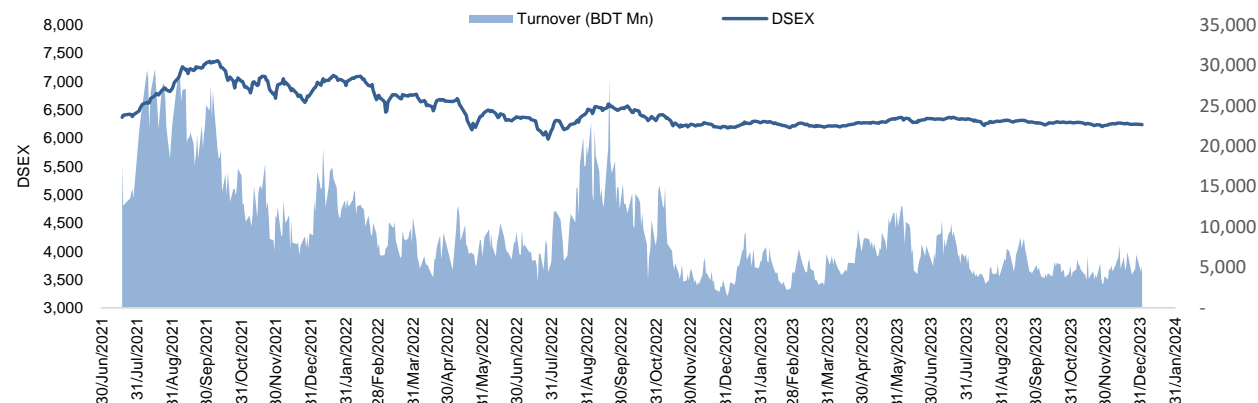


Figure: Sectorial Turnover (BDT Mn)

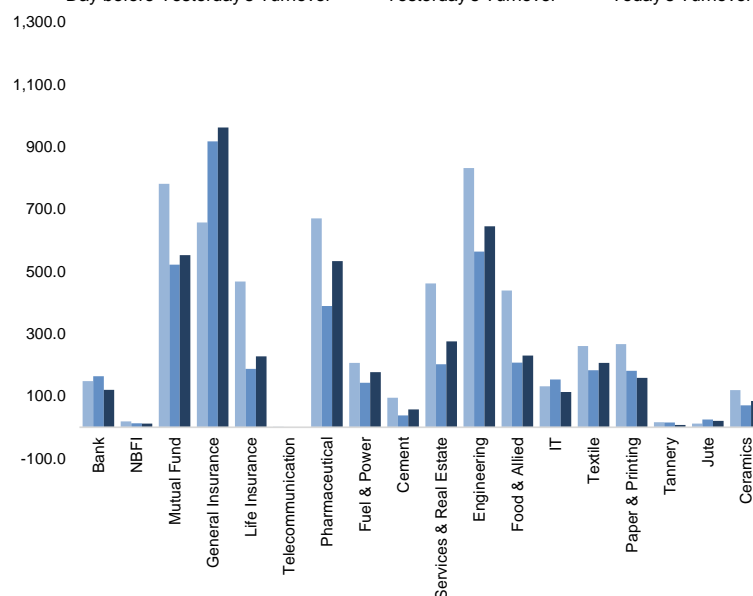
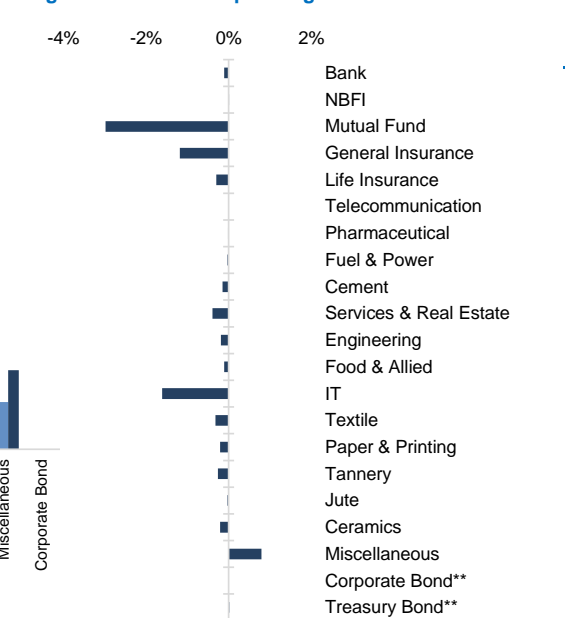


Figure: Sectorial Mcap Change



Market PE 19.4x

Market PB 1.6x

* Market P/E and P/BV calculation excludes Mutual Fund, Life Insurance, and NBL

Sector Index	Closing	Opening	Points Δ	%Δ	No. of Companies	Mcap (BDT Mn)	% of Total Mcap	Turnover (BDT Mn)	% of Total Turnover	PE	PB	Top Twenty Market Cap	Mcap (BDT Mn)	% of Total Mcap	Turnover (BDT Mn)	PE	PB
Bank	1,453	1,455	-1.58	-0.11%	35	685,602	8.8%	120.0	2.6%	12.5x	0.7x	GP	386,996	8.6%	0.3	12.5x	6.4x
NBFI	1,902	1,902	+0.21	+0.01%	23	185,071	2.4%	11.9	0.3%	NM	NM	WALTONHIL	317,378	7.0%	0.0	30.8x	4.2x
Mutual Fund	866	892	-26.57	-2.98%	37	40,937	0.5%	552.1	11.9%	NM	0.8x	BATBC	280,098	6.2%	0.4	15.4x	5.7x
General Insurance	3,565	3,607	-42.58	-1.18%	42	104,160	1.3%	962.1	20.7%	19.3x	1.6x	SQURPHARMA	186,066	4.1%	38.3	9.5x	1.5x
Life Insurance	2,626	2,633	-7.79	-0.30%	15	73,389	0.9%	227.2	4.9%	NM	NM	ROBI	157,138	3.5%	0.2	52.6x	2.4x
Telecommunication	4,946	4,946	-	-	3	580,232	7.4%	0.5	0.0%	16.0x	4.1x	RENATA	139,689	3.1%	0.0	66.1x	4.4x
Pharmaceutical	3,724	3,725	-0.57	-0.02%	33	719,904	9.2%	532.9	11.5%	19.6x	2.2x	UPGDCL	135,475	3.0%	0.0	19.6x	4.1x
Fuel & Power	1,691	1,692	-0.53	-0.03%	23	446,152	5.7%	177.1	3.8%	44.5x	1.1x	BEXIMCO	103,571	2.3%	0.0	34.2x	1.2x
Cement	2,509	2,513	-3.71	-0.15%	7	120,625	1.5%	57.4	1.2%	17.0x	2.6x	BERGERPBL	83,253	1.8%	7.7	27.0x	6.6x
Services & Real Estate	1,494	1,500	-5.85	-0.39%	8	59,017	0.8%	275.5	5.9%	19.4x	0.8x	LHBL	80,367	1.8%	35.5	12.7x	3.8x
Engineering	4,508	4,516	-8.43	-0.19%	42	529,389	6.8%	645.2	13.9%	27.0x	1.9x	ICB	72,342	1.6%	0.1	NM	1.7x
Food & Allied	21,131	21,153	-22.62	-0.11%	21	390,997	5.0%	230.0	5.0%	19.6x	6.8x	BXPBARMA	65,222	1.4%	0.1	13.8x	1.4x
IT	2,863	2,910	-46.89	-1.61%	11	37,323	0.5%	113.4	2.4%	29.5x	2.4x	BRACBANK	57,596	1.3%	0.4	7.7x	0.9x
Textile	1,649	1,654	-5.27	-0.32%	58	170,723	2.2%	206.6	4.5%	NM	1.2x	BEACONPHAR	56,595	1.3%	0.0	86.9x	9.0x
Paper & Printing	9,978	9,999	-20.88	-0.21%	6	38,446	0.5%	158.9	3.4%	58.1x	1.9x	ISLAMIBANK	52,486	1.2%	0.0	8.5x	0.7x
Tannery	3,090	3,098	-8.05	-0.26%	6	34,984	0.4%	7.7	0.2%	57.6x	3.2x	DUTCHBANGL	44,203	1.0%	0.2	8.0x	1.0x
Jute	17,710	17,715	-4.94	-0.03%	3	4,270	0.1%	20.9	0.4%	NM	NM	TITASGAS	40,459	0.9%	0.0	NM	0.6x
Ceramics	688	690	-1.44	-0.21%	5	31,837	0.4%	84.1	1.8%	53.1x	1.9x	UNILEVERCL	38,886	0.9%	0.9	39.3x	18.8x
Miscellaneous	4,292	4,258	+33.87	+0.80%	14	233,684	3.0%	253.5	5.5%	26.8x	1.9x	POWERGRID	37,347	0.8%	0.5	NM	0.3x
Corporate Bond**	4,525	4,525	-	-	13	45,374	0.6%	0.0	0.0%	NM	NM	SUMITPOWER	36,308	0.8%	0.0	12.1x	0.9x
Treasury Bond**	86	86	+0.02	+0.02%	242	3,257,161	41.8%	0.1	0.0%	NM	NM						

Top Ten Gainers	Close Price (BDT)	Δ%	Turnover (BDT Mn)	PE	PB	Top Twenty Free Float Mcap	Free Float Mcap (BDT Mn)	% of Total Free Float Mcap	PE	PB	Most Traded Share	Close Price (BDT)	Δ%	Turnover (BDT Mn)	PE	PB
STANCERAM	151.2	+10.0%	27.7	NM	NM	SQURPHARMA	121,499	7.0%	9.5x	1.5x	SEAPPEARL	95.3	-1.1%	218.7	15.5x	5.2x
IMAMBUTTON	169.2	+9.4%	6.7	NM	61.8x	BATBC	74,086	4.3%	15.4x	5.7x	ORIONINFU	366.0	+4.9%	205.7	NM	24.5x
KBPPWBIL	111.5	+7.8%	164.5	NM	9.4x	BEXIMCO	69,196	4.0%	34.2x	1.2x	BDTHAI	27.7	-9.5%	198.6	NM	1.0x
ORIONINFU	366.0	+4.9%	205.7	NM	24.5x	RENATA	68,042	3.9%	66.1x	4.4x	OAL	15.2	-9.0%	174.6	NM	1.4x
DESHBANDHU	38.0	+4.4%	99.1	63.3x	2.0x	BXPBARMA	45,564	2.6%	13.8x	1.4x	KBPPWBIL	111.5	+7.8%	164.5	NM	9.4x
CRYSTALINS	97.5	+4.2%	84.7	31.9x	3.9x	BEACONPHAR	39,617	2.3%	86.9x	9.0x	INTRACO	40.8	-1.2%	149.7	37.1x	3.3x
LIBRAINFU	891.6	+4.1%	16.7	NM	1x	GP	38,700	2.2%	12.5x	6.4x	KPPL	26.0	-5.5%	129.5	NM	NM
SHYAMPSUG	197.5	+3.5%	7.6	NM	NM	BRACBANK	30,964	1.8%	7.7x	0.9x	IFILISLMF1	7.8	+1.3%	114.3	NM	1.2x
ARAMITCEM	24.3	+3.0%	6.2	NM	NM	ISLAMIBANK	29,927	1.7%	8.5x	0.7x	EASTERNINS	73.6	-1.1%	114.3	26.2x	1.4x
UNIONCAP	8.7	+2.4%	9.1	NM	NM	LHBL	28,562	1.6%	12.7x	3.8x	CENTRALPHL	17.7	-8.8%	114.2	NM	3.2x

Top Ten Losers	Close Price (BDT)	Δ%	Turnover (BDT Mn)	PE	PB	Top Twenty Free Float Mcap	Free Float Mcap (BDT Mn)	% of Total Free Float Mcap	PE	PB	Block Trade	Maximum Price (BDT)	Minimum Price (BDT)	No. of Trade	Quantity ('000)	Turnover (BDT Mn)
PRIME1ICBA	9.1	-9.9%	21.5	NM	1.5x	NBL	19,116	1.1%	NM	0.9x	SEAPPEARL	105.0	99.0	7.0	855	85.26
ICBSONALI1	8.2	-9.9%	16.3	NM	1x	CITYBANK	18,190	1.0%	5.2x	0.7x	DBH	51.1	51.1	3.0	1,000	51.10
GLDNJMF	14.6	-9.9%	47.8	NM	1.4x	OLYMPIC	16,066	0.9%	18.4x	2.9x	SKTRIMS	27.2	27.2	1.0	1,694	46.08
NCCBLMF1	7.5	-9.6%	8.8	NM	0.8x	ROBI	15,714	0.9%	52.6x	2.4x	EASTERNINS	74.0	72.0	2.0	600	43.40
ICB3RDNRB	6.6	-9.6%	25.9	NM	1.2x	ALARABANK	14,357	0.8%	12.6x	1.1x	CRYSTALINS	102.7	94.3	2.0	340	34.25
BDTHAI	27.7	-9.5%	198.6	NM	1.0x	BSRMLTD	14,210	0.8%	5.2x	0.6x	SBACBANK	9.5	9.5	2.0	3,390	32.21
CAPMIBBLMF	12.6	-9.4%	16.2	NM	1.4x	SEAPPEARL	13,733	0.8%	15.5x	5.2x	BEACONPHAR	245.0	223.8	4.0	109	26.28
ICBEPMF1S1	7.8	-9.3%	16.3	NM	1.4x	UPGDCL	13,547	0.8%	19.6x	4.1x	STANDARINS	56.5	56.5	2.0	235	13.28
ATCSLGF	9.8	-9.3%	43.0	NM	1.0x	PRIMEBANK	13,491	0.8%	5.1x	0.7x	POWERGRID	47.2	47.2	11.0	280	13.22
OAL	15.2	-9.0%	174.6	NM	1.4x						SILVAPHL	21.1	21.0	2.0	549	11.56

* NBFI Sector PE calculation methodology has been modified to reflect positive earnings only.

** The base of the Bond Index starts at 100, starting from Jan 13, 2022.

Similarly, Treasury Bond Index starts at 100, starting from Oct 10, 2022

Block Trade	Maximum Price (BDT)	Minimum Price (BDT)	Turnover (BDT Mn)	Quantity ('000)	No. of Trade
SEAPEARL	105.0	99.0	85.3	855	7
DBH	51.1	51.1	51.1	1,000	3
SKTRIMS	27.2	27.2	46.1	1,694	1
EASTERNINS	74.0	72.0	43.4	600	2
CRYSTALINS	102.7	94.3	34.2	340	2
SBACBANK	9.5	9.5	32.2	3,390	2
BEACONPHAR	245.0	223.8	26.3	109	4
STANDARINS	56.5	56.5	13.3	235	2
POWERGRID	47.2	47.2	13.2	280	11
SILVAPHL	21.1	21.0	11.6	549	2
QUASEMIND	57.5	57.4	11.6	201	2
IFIC	11.0	10.2	10.5	1,025	2
IPDC	51.9	51.9	10.4	201	1
ACMEPL	35.4	31.9	9.0	277	6
SAIHAMTEX	17.2	17.1	8.2	480	2
BATBC	517.0	479.8	8.0	17	7
SONALIPAPR	622.0	609.8	7.4	12	4
EMERALDOIL	77.0	64.0	6.8	96	3
SOUTHEASTB	12.8	12.0	6.7	535	6
AL-HAJTEX	133.5	132.1	6.5	49	5
GP	262.7	261.6	6.4	25	5
HRTEX	115.1	107.9	6.3	56	4
Total			531.8		171

Upcoming Corporate Events

DSE Ticker	Right Share	Dividend		Event	Date
		Stock	Cash		

Important DSE News

SONALIANSN

Refer to their earlier news disseminated by DSE on 07.12.2023 and 01.01.2024, the Company has further informed that the Bangladesh Securities and Exchange Commission (BSEC) has given its consent to the company for issuance of 100% stock dividend for the year ended June 30, 2023. The New record date of stock dividend as well as new date for holding of 42nd Annual General Meeting (AGM) will be informed shortly in compliance of section 81(2) of Companies Act, 1994 (Direction from Honorable High Court) as well as guideline issued by BSEC on this behalf.

MEGHNACEM

The Company has informed that Mrs. Afroza Begum, Director has been appointed as Chairman of the Company. Besides, Mr. Ahmed Akbar Sobhan, Director has been appointed as Managing Director of the Company on December 28, 2023 with immediate effect.

Disclaimer: This report has been prepared by BRAC EPL Stock Brokerage Ltd and is provided for information purposes. It is not, under any circumstances, to be used or considered as an offer to sell, or a solicitation of any offer to buy. Reasonable care has been taken to ensure that the information is not untrue and misleading. BRAC EPL Stock Brokerage Ltd makes no representation or warranty as to the accuracy or completeness of such information. All opinions and estimates included in this report constitute our judgment as of this date and are subject to change without notice.