

Daily Market Update

The market closed in green today. The benchmark index DSEX (+0.26%) gained 16.44 points and closed at 6,301.70. The blue-chip index DS30 (+0.47%), the Shariah-based index DSES (+0.32%), and the large-cap index CDSET (+0.13%) closed at 2,117.91, 1,375.92, and 1,209.13 points, respectively. Large-cap sectors posted mixed performance today. Pharmaceutical booked the highest gain of 0.17%, followed by Food & Allied (+0.05%), Bank (+0.04%), Fuel & Power (+0.01%), Telecommunication (+0.00%), Engineering (-0.01%), and NBFI (-0.17%), respectively. Block trades contributed 7.0% of the overall market turnover. Deshbandhu Polymer Limited (+8.0%) was the most traded share with a turnover of BDT 331 million.

Index	Closing	Opening	Point Δ	%Δ	YTD %Δ
DSEX	6,301.70	6,285.25	+16.44	+0.26%	+0.9%
DS30	2,117.91	2,108.01	+9.90	+0.47%	+1.1%
DSES	1,375.92	1,371.60	+4.32	+0.32%	+0.9%
CDSET	1,209.13	1,207.52	+1.61	+0.13%	+0.5%

	Advanced	Declined	Unchanged	Total
All Category	117	60	178	355
A Category (Equity)	83	26	107	216
B Category (Equity)	30	29	58	117
N Category (Equity)	0	0	0	0
Z Category (Equity)	4	5	13	22
Mutual Funds	2	10	21	33
Corporate Bonds	0	0	1	1
Treasury Bonds	0	1	0	1

* Based on Traded Scripts

		Today	Last Day	Daily %Δ
Mcap	Mn BDT	7,861,987	7,851,704	+0.1%
	Mn USD	71,473	71,379	
Turnover	Mn BDT	7,528	5,085	+48.1%
	Mn USD	68	46	
Volume	Mn Shares	220	179	+22.7%
	No. of Trade	194,771	140,226	

* Average Interbank Exchange Rate is BDT 110.00 as of Jan 11, 2024

Fahim Hassan
 Research Analyst

(880) 1709636546

fahim.hassan@bracepl.com

Foysal Ahmed
 Research Associate

(880) 1708805201

foysal.ahmed@bracepl.com

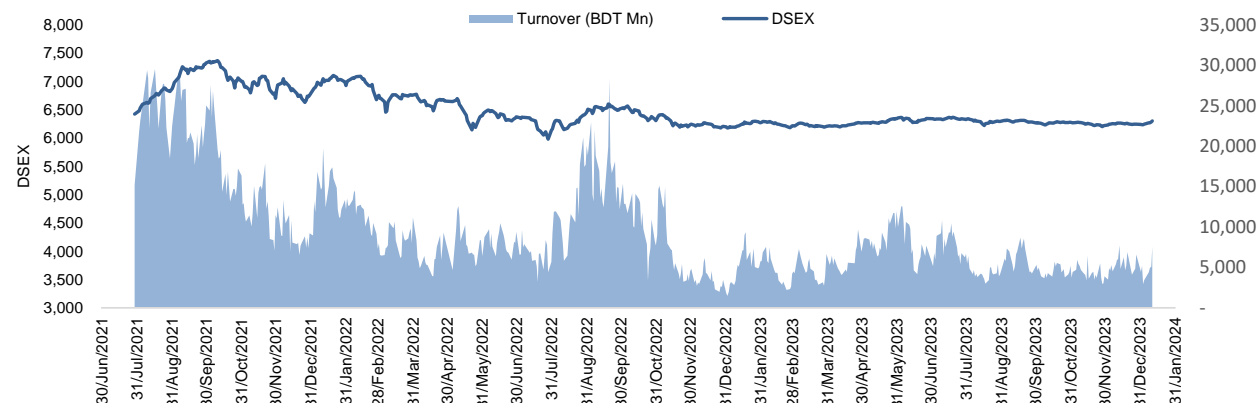


Figure: Sectorial Turnover (BDT Mn)

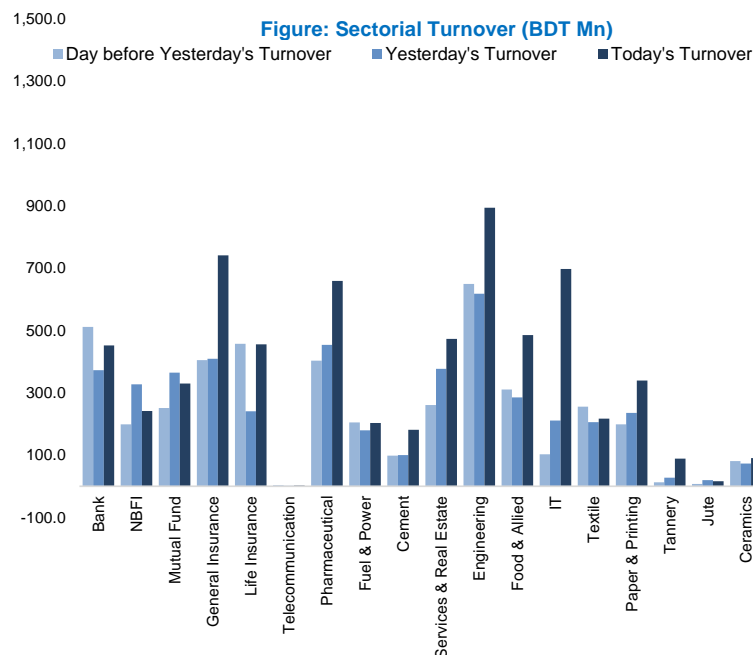
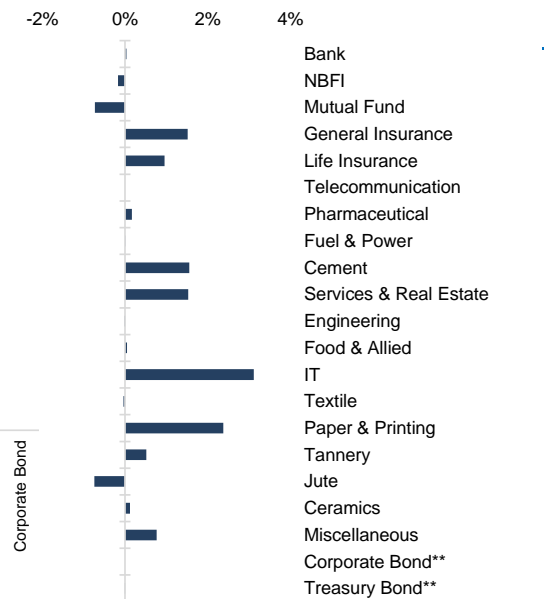


Figure: Sectorial Mcap Change



Market PE 19.6x

Market PB 1.6x

* Market P/E and P/BV calculation excludes Mutual Fund, Life Insurance, and NBL

Sector Index	Closing	Opening	Points Δ	%Δ	No. of Companies	Mcap (BDT Mn)	% of Total Mcap	Turnover (BDT Mn)	% of Total Turnover	PE	PB	Top Twenty Market Cap	Mcap (BDT Mn)	% of Total Mcap	Turnover (BDT Mn)	PE	PB
Bank	1,473	1,472	+0.53	+0.04%	35	694,644	8.9%	451.6	6.5%	12.7x	0.7x	GP	386,996	8.5%	1.1	12.5x	6.4x
NBFI	1,914	1,918	-3.23	-0.17%	23	186,298	2.4%	241.7	3.5%	NM	NM	WALTONHIL	317,378	7.0%	0.0	30.8x	4.2x
Mutual Fund	864	871	-6.36	-0.73%	37	40,877	0.5%	329.7	4.7%	NM	0.8x	BATBC	280,098	6.1%	0.3	15.4x	5.7x
General Insurance	3,621	3,566	+54.21	+1.52%	42	105,793	1.4%	741.4	10.6%	19.7x	1.7x	SQRPHARMA	187,130	4.1%	52.4	9.6x	1.5x
Life Insurance	2,678	2,653	+25.35	+0.96%	15	74,865	1.0%	455.2	6.5%	NM	NM	ROBI	157,138	3.4%	0.8	52.6x	2.4x
Telecommunication	4,946	4,946	-	-	3	580,232	7.4%	1.9	0.0%	16.0x	4.1x	RENATA	139,689	3.1%	0.0	66.1x	4.4x
Pharmaceutical	3,751	3,745	+6.29	+0.17%	33	725,102	9.3%	658.9	9.4%	19.7x	2.2x	UPGDCL	135,475	3.0%	0.0	19.6x	4.1x
Fuel & Power	1,693	1,693	+0.11	+0.01%	23	446,636	5.7%	203.5	2.9%	44.7x	1.1x	BEXIMCO	103,571	2.3%	0.0	34.2x	1.2x
Cement	2,586	2,546	+39.68	+1.56%	7	124,309	1.6%	181.3	2.6%	17.6x	2.7x	BERGERPBL	85,692	1.9%	8.7	27.8x	6.8x
Services & Real Estate	1,600	1,576	+24.14	+1.53%	8	63,203	0.8%	473.1	6.8%	20.8x	0.8x	LHBL	83,270	1.8%	104.4	13.1x	3.9x
Engineering	4,523	4,523	-0.48	-0.01%	42	531,161	6.8%	894.0	12.8%	27.1x	1.9x	ICB	72,342	1.6%	0.0	NM	1.7x
Food & Allied	21,237	21,228	+9.82	+0.05%	21	392,975	5.0%	485.3	6.9%	19.7x	6.9x	BXPBARMA	65,222	1.4%	0.1	13.8x	1.4x
IT	3,018	2,927	+91.24	+3.12%	11	39,350	0.5%	697.1	10.0%	31.1x	2.6x	BRACBANK	57,596	1.3%	1.5	7.7x	0.9x
Textile	1,659	1,659	-0.57	-0.03%	58	171,776	2.2%	216.9	3.1%	NM	1.2x	BEACONPHAR	56,595	1.2%	0.2	86.9x	9.0x
Paper & Printing	10,447	10,204	+242.81	+2.38%	6	40,251	0.5%	339.2	4.8%	60.8x	2.0x	ISLAMIBANK	52,486	1.2%	0.0	8.5x	0.7x
Tannery	3,137	3,120	+16.16	+0.52%	6	35,511	0.5%	89.1	1.3%	58.5x	3.3x	DUTCHBANGL	44,278	1.0%	10.0	8.0x	1.0x
Jute	17,385	17,515	-129.96	-0.74%	3	4,048	0.1%	16.4	0.2%	NM	NM	TITASGAS	40,459	0.9%	0.0	NM	0.6x
Ceramics	691	691	+0.83	+0.12%	5	31,977	0.4%	90.6	1.3%	53.3x	1.9x	UNILEVERCL	39,110	0.9%	5.2	39.5x	18.9x
Miscellaneous	4,394	4,360	+33.48	+0.77%	14	239,754	3.1%	429.5	6.1%	27.5x	1.9x	POWERGRID	37,347	0.8%	0.0	NM	0.3x
Corporate Bond**	4,525	4,525	-	-	13	45,374	0.6%	0.0	0.0%	NM	NM	SUMITPOWER	36,308	0.8%	0.2	12.1x	0.9x
Treasury Bond**	86	86	-0.00	-0.00%	242	3,257,661	41.6%	2.1	0.0%	NM	NM						

Top Ten Gainers	Close Price (BDT)	Δ%	Turnover (BDT Mn)	PE	PB	Top Twenty Free Float Mcap	Free Float Mcap (BDT Mn)	% of Total Free Float Mcap	PE	PB	Most Traded Share	Close Price (BDT)	Δ%	Turnover (BDT Mn)	PE	PB
RSRMSTEEL	23.8	+9.7%	14.0	NM	0.5x	SQRPHARMA	121,499	7.0%	9.6x	1.5x	DESHBANDHU	40.7	+8.0%	331.3	67.8x	2.1x
BPML	70.1	+8.9%	173.8	29.8x	0.9x	BATBC	74,086	4.3%	15.4x	5.7x	GENEXIL	72.9	+5.7%	227.7	26.0x	3.7x
DESHBANDHU	40.7	+8.0%	331.3	67.8x	2.1x	BEXIMCO	69,196	4.0%	34.2x	1.2x	SEAPPEARL	110.5	+1.7%	204.8	17.9x	6.0x
LEGACYFOOT	80.2	+6.6%	49.2	NM	7.2x	RENATA	68,042	3.9%	66.1x	4.4x	ORIONINFU	373.4	+0.3%	196.0	NM	25.0x
BSC	114.1	+6.6%	187.3	7.1x	1.3x	BXPBARMA	45,564	2.6%	13.8x	1.4x	MEGHNALIFE	88.4	+3.9%	195.8	NM	NM
ISNLTD	56.6	+6.6%	26.7	NM	18.7x	BEACONPHAR	39,617	2.3%	86.9x	9.0x	BSC	114.1	+6.6%	187.3	7.1x	1.3x
JHRML	75.8	+5.9%	103.7	31.3x	2x	GP	38,700	2.2%	12.5x	6.4x	EMERALDOIL	80.0	+1.0%	184.1	40.4x	NM
ITC	39.8	+5.9%	138.9	15.4x	2.0x	BRACBANK	30,964	1.8%	7.7x	0.9x	RUPALIBANK	38.2	+1.6%	174.5	28.4x	1.0x
GENEXIL	72.9	+5.7%	227.7	26.0x	3.7x	ISLAMIBANK	29,927	1.7%	8.5x	0.7x	BDTHAI	28.9	-5.9%	173.8	NM	1.0x
RUPALILIFE	129.7	+5.4%	115.8	NM	NM	LHBL	28,562	1.6%	13.1x	3.9x	BPML	70.1	+8.9%	173.8	29.8x	0.9x

Top Ten Losers	Close Price (BDT)	Δ%	Turnover (BDT Mn)	PE	PB	Top Twenty Free Float Mcap	Free Float Mcap (BDT Mn)	% of Total Free Float Mcap	PE	PB	Block Trade	Maximum Price (BDT)	Minimum Price (BDT)	No. of Trade	Quantity ('000)	Turnover (BDT Mn)
CENTRALPHL	18.1	-6.7%	107.1	NM	3.3x	NBL	19,116	1.1%	NM	0.9x	DBH	56.3	51.1	6.0	2,115	115.59
KPPL	27.2	-5.9%	117.0	NM	NM	CITYBANK	18,190	1.0%	5.2x	0.7x	BATBC	485.0	479.8	7.0	118	56.72
BDTHAI	28.9	-5.9%	173.8	NM	1.0x	OLYMPIC	16,066	0.9%	18.7x	2.9x	RUPALILIFE	124.0	118.0	4.0	456	56.48
GLDNJMF	13.4	-5.6%	48.5	NM	1.3x	ALARABANK	14,357	0.8%	12.9x	1.1x	DESHBANDHU	40.1	38.0	8.0	990	38.98
IFILISLMF1	6.8	-5.6%	38.8	NM	1.1x	BSRMLTD	14,210	0.8%	5.2x	0.6x	EGEN	45.2	40.7	11.0	725	29.77
MIDASFIN	12.8	-5.2%	14.8	NM	1.6x	SEAPPEARL	13,733	0.8%	17.9x	6.0x	POWERGRID	57.2	47.3	21.0	419	20.91
FIRSTFIN	5.6	-5.1%	1.1	NM	NM	UPGDCL	13,547	0.8%	19.6x	4.1x	BSC	110.0	110.0	2.0	150	16.50
PRIME1ICBA	7.8	-4.9%	17.5	NM	1.3x	PRIMEBANK	13,491	0.8%	5.3x	0.7x	CRYSTALINS	102.6	93.0	2.0	126	12.70
PDL	12.8	-4.5%	55.2	NM	0.9x						ORIONPHARM	75.0	71.7	5.0	171	12.40
PREMIERLEA	7.1	-4.1%	6.8	NM	NM						SONALIPAPR	571.5	569.0	2.0	20	11.47

* NBFI Sector PE calculation methodology has been modified to reflect positive earnings only.

** The base of the Bond Index starts at 100, starting from Jan 13, 2022.

Similarly, Treasury Bond Index starts at 100, starting from Oct 10, 2022

Block Trade	Maximum Price (BDT)	Minimum Price (BDT)	Turnover (BDT Mn)	Quantity ('000)	No. of Trade
DBH	56.3	51.1	115.6	2,115	6
BATBC	485.0	479.8	56.7	118	7
RUPALILIFE	124.0	118.0	56.5	456	4
DESHBANDHU	40.1	38.0	39.0	990	8
EGEN	45.2	40.7	29.8	725	11
POWERGRID	57.2	47.3	20.9	419	21
BSC	110.0	110.0	16.5	150	2
CRYSTALINS	102.6	93.0	12.7	126	2
ORIONPHARM	75.0	71.7	12.4	171	5
SONALIPAPR	571.5	569.0	11.5	20	2
NBL	9.0	9.0	9.0	1,000	1
GEMINISEA	317.0	317.0	8.9	28	2
MPETROLEUM	194.0	193.0	7.9	41	8
BEXIMCO	111.9	104.1	7.5	70	4
BEACHHATCH	50.1	46.0	6.9	145	5
BRACBANK	35.3	35.0	6.7	191	7
EMERALDOIL	87.0	80.5	6.6	79	2
GPHISPAT	46.7	46.3	6.2	134	3
IFIC	12.1	10.1	6.1	560	6
ACMELAB	78.8	77.0	5.7	74	8
ADNTEL	120.0	109.0	5.2	44	2
GP	261.6	261.6	5.0	19	8
Total			530.1		200

Upcoming Corporate Events

DSE Ticker	Right Share	Dividend		Event	Date
		Stock	Cash		

Important DSE News

SUNLIFEINS

The company has informed that the Board of Directors of the company decided, in its Board meeting held on January 10, 2024, to change its registered name from "Sunlife Insurance Company Limited" to "GD Life Insurance PLC," subject to necessary regulatory approvals.

IMAMBUTTON

The company has informed that the production of tannery unit has been started on January 11, 2024. At present total production area is 11000 square feet including 1000 square feet office area. The company is producing 100 percent genuine leather shoes. The current production capacity is 530 pairs per day and 160000 pairs per annum. The production system is Semi automated. The company has also added that the expected turnover of the tannery unit will be Tk. 25 crore and profit will be Tk. 2 crore per annum.

EXCH

Information regarding the subscription limit for the IPO application amount of Best Holdings Limited: This is for information to all the respective stakeholders that with regard to the subscription limit for the IPO application amount of Best Holdings Limited, BSEC has brought an amendment in the consent letter; which is as follows: "The subscribed limit for the application amount is at TK. 10,000/- or its multiples but not exceeding Tk. 15,00,000/- (Taka fifteen lac)." Please be informed that all other clauses and conditions of the consent letter remains same. Please visit the following website for subscription related updates: <https://www.essbangladesh.com>.

SIBL

The Company has informed that M. Nurul Amin, one of the Sponsors of the company, passed away on 19.12.2019. His 23,71,863 shares out of his total holding of 24,90,456 shares of the company will be transmitted to the account of his nominee Mrs. Aleya Amin (wife of Late M. Nurul Amin) by way of nomination.

Disclaimer: This report has been prepared by BRAC EPL Stock Brokerage Ltd and is provided for information purposes. It is not, under any circumstances, to be used or considered as an offer to sell, or a solicitation of any offer to buy. Reasonable care has been taken to ensure that the information is not untrue and misleading. BRAC EPL Stock Brokerage Ltd makes no representation or warranty as to the accuracy or completeness of such information. All opinions and estimates included in this report constitute our judgment as of this date and are subject to change without notice.