

Daily Market Update

The market closed in red today. The benchmark index DSEX (-1.11%) lost 61.67 points and closed at 5,506.78. The blue-chip index DS30 (-0.81%), the Shariah-based index DSES (-0.98%), and the large-cap index CDSET (-0.86%) closed at 1,942.36, 1,207.53, and 1,052.67 points, respectively. All the large-cap sectors posted negative performance today. NBF1 experienced the highest loss of 2.31% followed by Engineering (-1.81%), Fuel & Power (-1.54%), Food & Allied (-1.21%), Telecommunication (-1.08%), Bank (-0.91%), and Pharmaceutical (-0.71%), respectively. Block trades contributed 5.3% of the overall market turnover. Sea Pearl Beach Resort & Spa Limited (-2.7%) was the most traded share with a turnover of BDT 245 million.

Index	Closing	Opening	Point Δ	%Δ	YTD %Δ
DSEX	5,506.78	5,568.45	-61.67	-1.11%	-11.8%
DS30	1,942.36	1,958.13	-15.77	-0.81%	-7.2%
DSES	1,207.53	1,219.48	-11.95	-0.98%	-11.5%
CDSET	1,052.67	1,061.79	-9.12	-0.86%	-12.5%

	Advanced	Declined	Unchanged	Total
All Category	36	343	18	397
A Category (Equity)	20	204	13	237
B Category (Equity)	10	90	2	102
N Category (Equity)	1	3	0	4
Z Category (Equity)	5	46	3	54
Mutual Funds	2	33	2	37
Corporate Bonds	0	2	1	3
Treasury Bonds	1	0	0	1

* Based on Traded Scrips

		Today	Last Day	Daily %Δ
Mcap	Mn BDT	6,636,526	6,687,240	-0.8%
	Mn USD	56,265	56,695	
Turnover	Mn BDT	6,643	9,672	-31.3%
	Mn USD	56	82	
Volume	Mn Shares	210	327	-35.7%
No. of Trade		181,335	242,263	-25.1%

* Average Interbank Exchange Rate is BDT 117.95 as of Jul 11, 2024

Fahim Hassan Research Analyst (880) 1709636546 fahim.hassan@bracepl.com	Md Istiaz Uddin Research Associate (880) 1708805202 mistiaz.uddin@bracepl.com
---	---

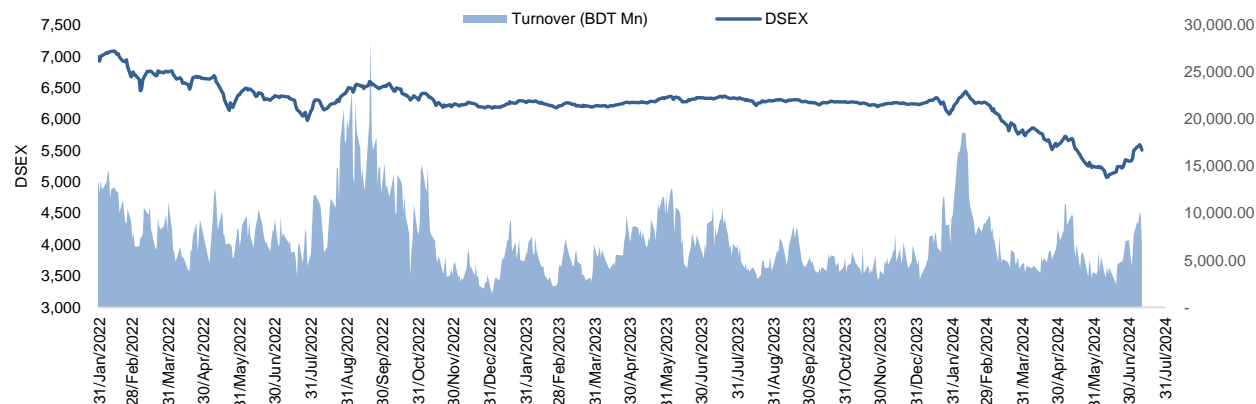


Figure: Sectorial Turnover (BDT Mn)

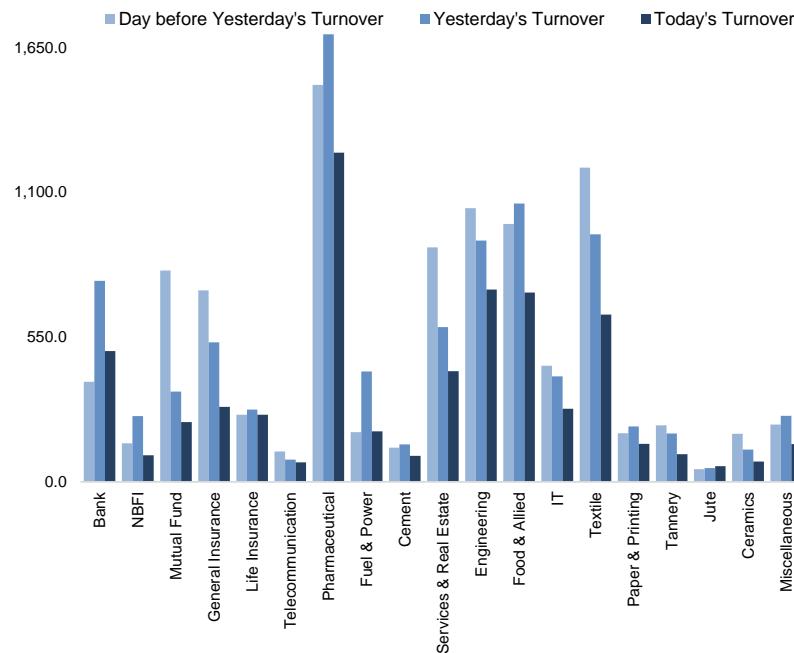
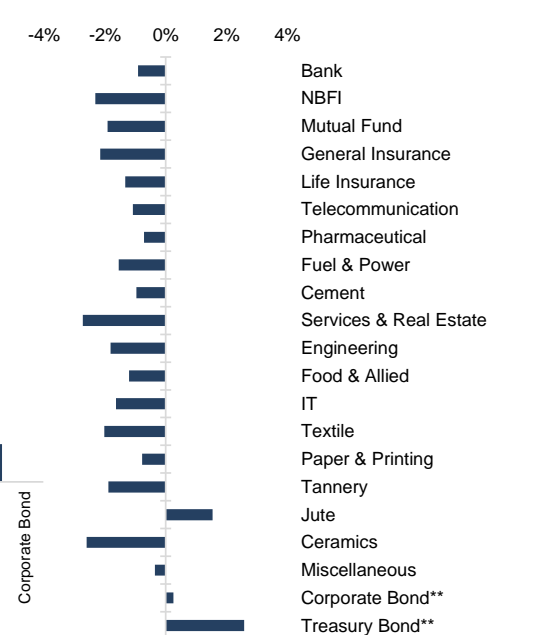


Figure: Sectorial Mcap Change



Market PE 14.7x

Market PB 1.2x

* Market P/E and P/BV calculation excludes Mutual Fund, Life Insurance, and NBL

Sector Index	Closing	Opening	Points Δ	%Δ	No. of Companies	Mcap (BDT Mn)	% of Total Mcap	Turnover (BDT Mn)	% of Total Turnover	PE	PB	Top Twenty Market Cap	Mcap (BDT Mn)	% of Total Mcap	Turnover (BDT Mn)	PE	PB
Bank	1,344	1,357	-12.29	-0.91%	36	643,500	9.7%	496.5	7.9%	7.4x	0.6x	GP	328,798	8.8%	22.4	8.5x	4.1x
NBFI	1,192	1,221	-28.23	-2.31%	23	115,421	1.7%	101.1	1.6%	NM	NM	SQURPHARMA	190,144	5.1%	61.6	9.4x	1.6x
Mutual Fund	700	714	-13.67	-1.91%	37	32,724	0.5%	226.7	3.6%	NM	0.6x	WALTONHIL	180,969	4.9%	15.6	14.0x	1.7x
General Insurance	3,300	3,373	-72.73	-2.16%	43	95,601	1.4%	285.2	4.5%	17.3x	1.5x	BATBC	180,468	4.8%	60.6	10.3x	3.4x
Life Insurance	2,088	2,116	-28.16	-1.33%	15	55,506	0.8%	254.8	4.0%	NM	NM	ROBI	125,187	3.4%	40.8	32.7x	1.8x
Telecommunication	4,087	4,131	-44.56	-1.08%	3	473,180	7.1%	73.7	1.2%	10.7x	2.9x	BEXIMCO	103,842	2.8%	0.0	NM	1.2x
Pharmaceutical	3,215	3,238	-23.01	-0.71%	33	613,782	9.2%	1,249.6	19.9%	16.6x	1.8x	RENATA	84,669	2.3%	6.6	36.9x	2.6x
Fuel & Power	1,263	1,283	-19.82	-1.54%	23	332,518	5.0%	192.2	3.1%	21.8x	0.7x	BERGERPBL	83,823	2.2%	3.6	25.8x	6.2x
Cement	2,376	2,399	-23.13	-0.96%	7	113,457	1.7%	99.3	1.6%	16.4x	2.3x	UPGDCL	80,172	2.2%	3.9	10.7x	2.4x
Services & Real Estate	1,554	1,598	-43.55	-2.73%	9	85,942	1.3%	420.8	6.7%	26.9x	0.6x	LHBL	72,354	1.9%	34.2	12.8x	3.0x
Engineering	3,040	3,096	-56.09	-1.81%	42	351,199	5.3%	730.7	11.6%	14.7x	1.1x	BRACBANK	64,948	1.7%	105.4	7.3x	0.9x
Food & Allied	16,384	16,584	-200.35	-1.21%	21	300,799	4.5%	718.6	11.4%	16.0x	5.0x	BXPHARMA	53,801	1.4%	22.0	10.1x	1.2x
IT	2,646	2,689	-43.87	-1.63%	11	34,805	0.5%	277.8	4.4%	28.7x	2.3x	ISLAMIBANK	52,486	1.4%	0.1	8.3x	0.7x
Textile	1,273	1,299	-26.29	-2.02%	58	132,090	2.0%	634.9	10.1%	NM	0.9x	ICB	51,255	1.4%	3.6	NM	1.2x
Paper & Printing	7,272	7,329	-56.69	-0.77%	6	33,364	0.5%	144.6	2.3%	46.9x	1.4x	UNILEVERCL	49,360	1.3%	73.5	57.2x	19.1x
Tannery	2,438	2,485	-46.82	-1.88%	6	26,701	0.4%	105.4	1.7%	38.4x	2.6x	DUTCHBANGL	42,535	1.1%	5.1	5.3x	0.9x
Jute	17,317	17,054	+263.57	+1.55%	3	4,058	0.1%	59.4	0.9%	NM	NM	POWERGRID	36,644	1.0%	3.1	NM	0.2x
Ceramics	532	546	-14.21	-2.60%	5	23,617	0.4%	77.7	1.2%	46.1x	1.4x	EBL	35,447	1.0%	28.0	5.4x	0.8x
Miscellaneous	4,304	4,319	-15.28	-0.35%	15	234,504	3.5%	142.9	2.3%	39.5x	1.8x	BEACONPHAR	34,973	0.9%	10.7	77.6x	5.7x
Corporate Bond**	6,598	6,582	+16.87	+0.26%	16	42,032	0.6%	0.7	0.0%	NM	NM	BESTHLDNG	32,624	0.9%	65.0	23.7x	0.5x
Treasury Bond**	216	210	+5.42	+2.58%	239	2,891,300	43.6%	0.3	0.0%	NM	NM						

Top Ten Gainers	Close Price (BDT)	Δ%	Turnover (BDT Mn)	PE	PB	Top Twenty Free Float Mcap	Free Float Mcap (BDT Mn)	% of Total Free Float Mcap	PE	PB	Most Traded Share	Close Price (BDT)	Δ%	Turnover (BDT Mn)	PE	PB
GHCL	47.8	+9.9%	133.8	NM	1.1x	SQURPHARMA	117,112	8.6%	9.4x	1.6x	SEAPEARL	86.8	-2.7%	245.1	29.1x	4.5x
SALVOCHEM	52.9	+6.7%	216.8	25.9x	3.2x	BEXIMCO	69,460	5.1%	NM	1.2x	SALVOCHEM	52.9	+6.7%	216.8	25.9x	3.2x
OIMEX	29.6	+6.1%	134.0	82.7x	9.5x	BATBC	45,948	3.4%	10.3x	3.4x	ORIONINFU	522.7	+0.6%	201.5	NM	35.0x
NRBBANK	11.5	+5.5%	89.6	11.1x	0.9x	RENATA	35,002	2.6%	36.9x	2.6x	LOVELLO	97.0	+0.1%	166.8	70.3x	7.3x
MIDLANDBNK	20.0	+4.7%	30.4	12.4x	1.4x	ISLAMIBANK	33,649	2.5%	8.3x	0.7x	AIL	116.0	-0.7%	155.4	47.0x	4.8x
STANCERAM	106.6	+4.6%	2.6	NM	NM	BXPHARMA	32,479	2.4%	10.1x	1.2x	AFTABAUTO	43.2	+4.6%	143.3	NM	0.9x
AFTABAUTO	43.2	+4.6%	143.3	NM	1x	BRACBANK	32,157	2.4%	7.3x	0.9x	OIMEX	29.6	+6.1%	134.0	82.7x	9.5x
DESHBANDHU	37.4	+4.5%	121.2	63.4x	1.9x	GP	30,004	2.2%	8.5x	4.1x	GHCL	47.8	+9.9%	133.8	NM	1.1x
ICBSONALI1	10.6	+3.9%	57.2	NM	1.6x	LHBL	24,690	1.8%	12.8x	3.0x	SUNLIFEINS	54.9	+3.2%	124.9	NM	NM
DAFODILCOM	78.3	+3.6%	5.5	NM	5.8x	EBL	24,199	1.8%	5.4x	0.8x	DESHBANDHU	37.4	+4.5%	121.2	63.4x	1.9x
						PUBALIBANK	20,448	1.5%	4.0x	0.6x						
						NBL	16,930	1.2%	NM	1.3x						
						CITYBANK	16,830	1.2%	4.1x	0.6x						
						BSRMLTD	14,210	1.0%	4.6x	0.6x						
						ALARABANK	13,534	1.0%	11.3x	1.1x						
						PRIMEBANK	12,985	1.0%	4.7x	0.7x						
						OLYMPIC	12,616	0.9%	15.8x	2.6x						
						UTTARABANK	11,350	0.8%	12.0x	0.7x						
						ORIONPHARM	11,317	0.8%	16.2x	0.8x						
						ROBI	10,738	0.8%	32.7x	1.8x						
Top Ten Losers	Close Price (BDT)	Δ%	Turnover (BDT Mn)	PE	PB						Block Trade	Maximum Price (BDT)	Minimum Price (BDT)	No. of Trade	Quantity ('000)	Turnover (BDT Mn)
BBSCABLES	29.1	-3.0%	21.6	NM	0.9x						NBL	6.4	6.4	2.0	14,500	92.80
LINDEBD	1,147.9	-3.0%	0.6	31.2x	3x						DBH	33.0	32.5	2.0	1,000	32.75
DELTALIFE	81.0	-3.0%	6.7	NM	NM						SUNLIFEINS	55.5	51.7	2.0	548	28.40
AAMRATECH	22.7	-3.0%	2.1	64.6x	1.0x						AIL	116.8	116.4	3.0	220	25.64
GREENDELTA	52.0	-3.0%	2.6	8.4x	0.8x						PRAGATILIF	139.2	135.0	6.0	185	25.06
EHL	78.0	-3.0%	27.2	10.7x	0.9x						BEXIMCO	104.1	104.1	4.0	200	20.82
STANDBANKL	6.5	-3.0%	0.5	5.0x	0.4x						DAFODILCOM	79.0	78.5	2.0	240	18.87
UNIONINS	42.3	-3.0%	4.9	26.8x	2.3x						GSPFINANCE	11.4	11.4	1.0	990	11.29
BXPHARMA	120.6	-3.0%	22.0	10.1x	1.2x						PREMIERCEM	70.8	70.7	2.0	140	9.90
PRIMETEX	16.3	-3.0%	0.6	NM	0.2x						MEGHNAINS	34.0	34.0	4.0	275	9.35

* NBFI Sector PE calculation methodology has been modified to reflect positive earnings only.
** The base of the Bond index starts at 100, starting from Jan 13, 2022
Similarly, Treasury Bond Index starts at 100, starting from Oct 10, 2022

Block Trade	Maximum Price (BDT)	Minimum Price	Turnover (BDT Mn)	Quantity ('000)	No. of Trade
NBL	6.4	6.4	92.8	14,500	2
DBH	33.0	32.5	32.8	1,000	2
SUNLIFEINS	55.5	51.7	28.4	548	2
AIL	116.8	116.4	25.6	220	3
PRAGATILIF	139.2	135.0	25.1	185	6
BEXIMCO	104.1	104.1	20.8	200	4
DAFODILCOM	79.0	78.5	18.9	240	2
GSPFINANCE	11.4	11.4	11.3	990	1
PREMIERCEM	70.8	70.7	9.9	140	2
MEGHNAINS	34.0	34.0	9.4	275	4
AGNISYSL	29.2	29.2	7.3	250	1
MEGHNACEM	80.5	80.0	7.0	87	6
ASIATICLAB	61.1	55.3	5.8	96	4
1STPRIMFMF	45.0	45.0	5.6	125	5
TITASGAS	23.7	23.7	5.3	225	1
FINEFOODS	184.0	175.0	4.5	25	4
STANCERAM	102.1	102.1	3.4	33	1
RELIANCE1	21.5	21.5	3.2	149	4
EBL	27.1	27.1	2.5	94	5
SALVOCHEM	48.9	48.5	2.2	45	2
SHEPHERD	14.6	14.6	1.9	130	1
PARAMOUNT	67.0	62.5	1.8	28	3
Total			350.0		93

Important DSE News
GLDNJMF

ICB Asset Management Company Limited, Sponsor of the fund, has expressed its intention to sell 60,00,000 units out of its holding of 1,70,00,000 units of the fund at prevailing market price (in the Public/Block Market) through Dhaka Stock Exchange PLC. within next 30 working days.

CITYGENINS

Dhaka Stock Exchange PLC. (DSE) has approved the proposed name change of the Company. Accordingly, the name of the Company will be 'City Insurance PLC.' instead of 'City General Insurance Co. Ltd.' with effect from July 14, 2024. Other things (except name) will remain unchanged.

EXCH

Trading of shares of Techno Drugs Limited under the main market of DSE will commence on July 14, 2024. Trading Code and Company code for Techno Drugs Limited at DSE will be "TECHNODRUG" and "18499" respectively under "Pharmaceuticals & Chemicals" Sector.

Upcoming Corporate Events

DSE Ticker	Right Share	Dividend		Event	Date
		Stock	Cash		
DGIC		0.0%	5%	Record Date	15-Jul-24
MEGHNALIFE		0.0%	15%	Record Date	18-Jul-24
BGIC		0.0%	10%	Record Date	21-Jul-24
FIRSTFIN		0.0%	0%	Record Date	22-Jul-24
BAYLEASING		0.0%	0%	Record Date	22-Jul-24
SUNLIFEINS		0.0%	1%	Record Date	23-Jul-24
PRAGATILIF		0.0%	14%	Record Date	23-Jul-24
POPULARLIF		0.0%	37%	Record Date	25-Jul-24
SICL		0.0%	3%	Record Date	25-Jul-24
UNIONCAP		0.0%	0%	Record Date	28-Jul-24
ISLAMICFIN		0.0%	0%	Record Date	28-Jul-24
SANDHANINS		0.0%	12%	Record Date	29-Jul-24
BIFC		0.0%	0%	Record Date	12-Aug-24

Disclaimer: This report has been prepared by BRAC EPL Stock Brokerage Ltd and is provided for information purposes. It is not, under any circumstances, to be used or considered as an offer to sell, or a solicitation of any offer to buy. Reasonable care has been taken to ensure that the information is not untrue and misleading. BRAC EPL Stock Brokerage Ltd makes no representation or warranty as to the accuracy or completeness of such information. All opinions and estimates included in this report constitute our judgment as of this date and are subject to change without notice.