

Daily Market Update

The market closed in red today. The benchmark index DSEX (-0.67%) lost 36.64 points and closed at 5,446.50. The blue-chip index DS30 (-0.41%), the Shariah-based index DSES (-0.87%), and the large-cap index CDSET (-0.50%) closed at 1,953.27, 1,191.43, and 1,046.21 points, respectively. Most of the large-cap sectors posted negative performance today. Engineering experienced the highest loss of 2.36% followed by NBF1 (-2.05%), Fuel & Power (-1.39%), Food & Allied (-0.58%), Pharmaceutical (-0.58%), Telecommunication (-0.12%), and Bank (+0.57%), respectively. Block trades contributed 8.6% of the overall market turnover. Sea Pearl Beach Resort & Spa Limited (-2.9%) was the most traded share with a turnover of BDT 159 million.

Index	Closing	Opening	Point Δ	%Δ	YTD %Δ
DSEX	5,446.50	5,483.14	-36.64	-0.67%	-12.8%
DS30	1,953.27	1,961.37	-8.11	-0.41%	-6.7%
DSES	1,191.43	1,201.86	-10.43	-0.87%	-12.7%
CDSET	1,046.21	1,051.50	-5.29	-0.50%	-13.0%

	Advanced	Declined	Unchanged	Total
All Category	38	311	46	395
A Category (Equity)	21	179	34	234
B Category (Equity)	10	88	4	102
N Category (Equity)	2	3	0	5
Z Category (Equity)	5	41	8	54
Mutual Funds	0	20	17	37
Corporate Bonds	1	1	1	3
Treasury Bonds	1	0	0	1

* Based on Traded Scripts

		Today	Last Day	Daily %Δ
Mcap	Mn BDT	6,609,141	6,640,779	-0.5%
	Mn USD	56,037	56,305	
Turnover	Mn BDT	3,715	5,644	-34.2%
	Mn USD	32	48	
Volume	Mn Shares	107	180	-40.5%
	No. of Trade	96,989	151,395	

* Average Interbank Exchange Rate is BDT 117.94 as of Jul 18, 2024

Fahim Hassan Research Analyst (880) 1709636546 fahim.hassan@bracepl.com	Md Istiaz Uddin Research Associate (880) 1708805202 mistiaz.uddin@bracepl.com
---	---

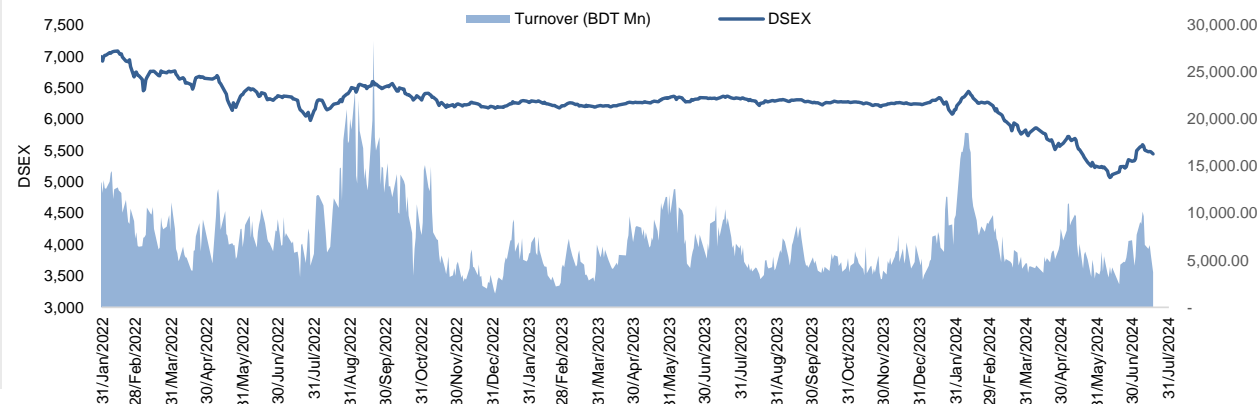


Figure: Sectorial Turnover (BDT Mn)

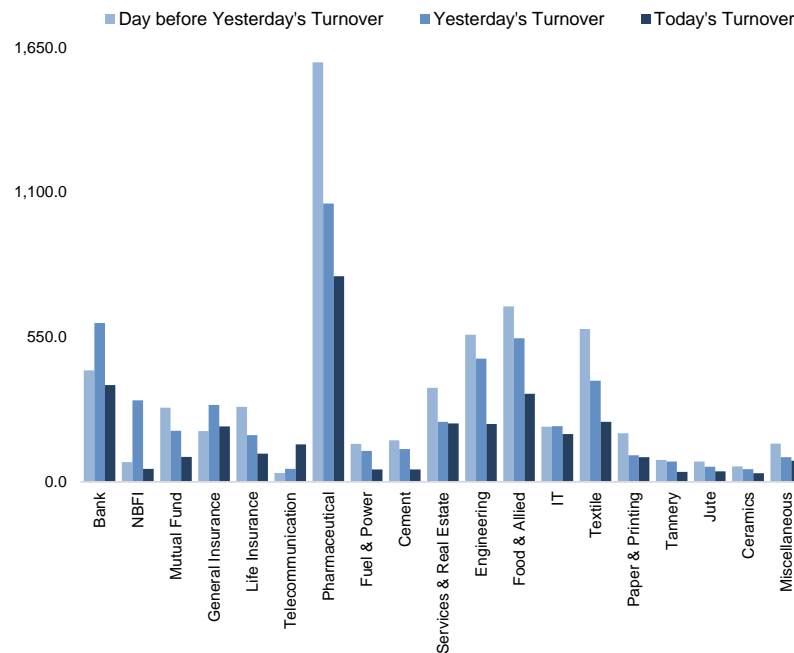
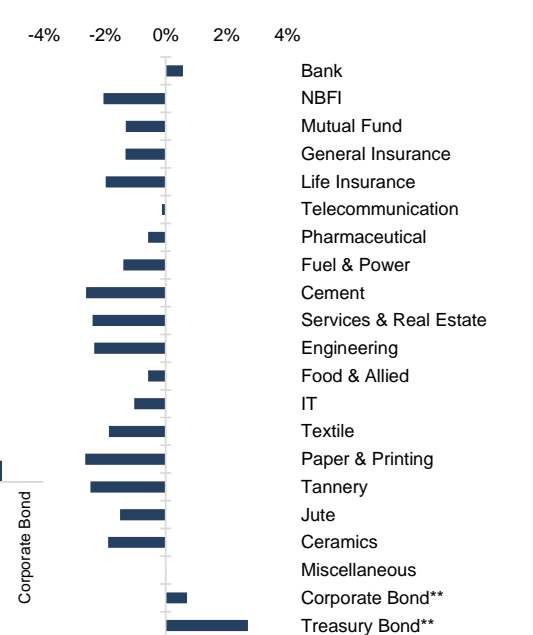


Figure: Sectorial Mcap Change



Market PE 14.9x

Market PB 1.2x

* Market P/E and P/BV calculation excludes Mutual Fund, Life Insurance, and NBL

Sector Index	Closing	Opening	Points Δ	%Δ	No. of Companies	Mcap (BDT Mn)	% of Total Mcap	Turnover (BDT Mn)	% of Total Turnover	PE	PB	Top Twenty Market Cap	Mcap (BDT Mn)	% of Total Mcap	Turnover (BDT Mn)	PE	PB
Bank	1,355	1,347	+7.69	+0.57%	36	649,041	9.8%	367.8	10.8%	7.4x	0.7x	GP	339,735	9.1%	116.5	9.6x	4.7x
NBFI	1,177	1,202	-24.60	-2.05%	23	113,964	1.7%	48.8	1.4%	NM	NM	WALTONHIL	194,086	5.2%	18.7	15.0x	1.8x
Mutual Fund	664	673	-8.84	-1.31%	37	31,014	0.5%	95.0	2.8%	NM	0.6x	SQURPHARMA	190,587	5.1%	47.9	9.4x	1.6x
General Insurance	3,214	3,257	-43.00	-1.32%	43	93,094	1.4%	210.5	6.2%	16.8x	1.4x	BATBC	181,386	4.9%	37.7	10.4x	3.5x
Life Insurance	2,008	2,048	-40.53	-1.98%	15	53,372	0.8%	107.7	3.2%	NM	NM	ROBI	122,568	3.3%	21.2	32.1x	1.8x
Telecommunication	4,155	4,160	-5.16	-0.12%	3	481,069	7.3%	142.0	4.2%	11.7x	3.1x	BEXIMCO	103,842	2.8%	0.3	NM	1.2x
Pharmaceutical	3,246	3,265	-19.00	-0.58%	34	615,922	9.3%	780.9	23.0%	16.6x	1.8x	BERGERPBL	85,461	2.3%	10.2	26.3x	6.4x
Fuel & Power	1,223	1,241	-17.28	-1.39%	23	322,067	4.9%	46.9	1.4%	21.1x	0.7x	RENATA	84,875	2.3%	25.5	37.0x	2.6x
Cement	2,338	2,401	-62.83	-2.62%	7	111,651	1.7%	47.7	1.4%	18.6x	2.5x	UPGDCL	77,621	2.1%	1.4	10.4x	2.3x
Services & Real Estate	1,461	1,497	-36.01	-2.41%	9	80,789	1.2%	222.2	6.5%	25.3x	0.6x	LHBL	69,915	1.9%	6.2	14.7x	3.6x
Engineering	3,099	3,174	-74.77	-2.36%	42	358,048	5.4%	219.6	6.5%	15.0x	1.1x	BRACBANK	69,196	1.9%	69.4	7.8x	1.0x
Food & Allied	16,328	16,423	-95.71	-0.58%	21	299,770	4.5%	334.2	9.8%	16.0x	5.0x	ISLAMIBANK	52,486	1.4%	0.0	8.3x	0.7x
IT	2,568	2,595	-26.97	-1.04%	11	33,781	0.5%	181.4	5.3%	27.9x	2.2x	BXPHARMA	50,678	1.4%	18.6	9.5x	1.1x
Textile	1,227	1,251	-23.39	-1.87%	58	127,342	1.9%	227.6	6.7%	NM	0.9x	ICB	49,954	1.3%	0.9	NM	1.2x
Paper & Printing	6,939	7,127	-188.67	-2.65%	6	31,833	0.5%	93.6	2.8%	44.7x	1.4x	UNILEVERCL	49,414	1.3%	45.1	57.3x	19.2x
Tannery	2,414	2,475	-61.38	-2.48%	6	26,435	0.4%	38.2	1.1%	38.0x	2.5x	DUTCHBANGL	42,271	1.1%	3.1	5.3x	0.9x
Jute	17,178	17,440	-262.00	-1.50%	3	4,025	0.1%	40.0	1.2%	NM	NM	EBL	36,398	1.0%	17.7	5.6x	0.8x
Ceramics	500	510	-9.65	-1.89%	5	22,205	0.3%	32.5	1.0%	43.4x	1.3x	POWERGRID	35,456	1.0%	0.6	NM	0.2x
Miscellaneous	4,292	4,291	+0.38	+0.01%	15	233,855	3.5%	79.9	2.4%	39.4x	1.8x	BEACONPHAR	32,779	0.9%	7.7	72.8x	5.4x
Corporate Bond**	6,772	6,725	+47.34	+0.70%	16	41,850	0.6%	0.2	0.0%	NM	NM	BESTHLDNG	29,976	0.8%	24.0	21.8x	0.5x
Treasury Bond**	239	233	+6.30	+2.71%	238	2,877,586	43.5%	80.1	2.4%	NM	NM						

Top Ten Gainers	Close Price (BDT)	Δ%	Turnover (BDT Mn)	PE	PB	Top Twenty Free Float Mcap	Free Float Mcap (BDT Mn)	% of Total Free Float Mcap	PE	PB	Most Traded Share	Close Price (BDT)	Δ%	Turnover (BDT Mn)	PE	PB
TECHNODRUG	35.0	+9.7%	0.1	NM	1.2x	SQURPHARMA	117,112	8.6%	9.4x	1.6x	SEAPEARL	82.4	-2.9%	158.6	27.7x	4.2x
WATACHEM	169.8	+8.2%	28.2	65.1x	2.7x	BEXIMCO	69,460	5.1%	NM	1.2x	GP	251.6	+0.9%	116.5	9.6x	4.7x
MIDLANDBNK	22.4	+8.2%	35.5	13.9x	1.6x	BATBC	45,948	3.4%	10.4x	3.5x	ORIONINFU	554.7	-3.0%	115.3	NM	37.2x
BRACBANK	39.1	+5.7%	69.4	7.8x	1.0x	RENATA	35,002	2.6%	37.0x	2.6x	AGNISYSL	29.4	+3.9%	111.7	27.5x	1.8x
FARCHEM	24.5	+5.6%	51.9	NM	0.8x	ISLAMIBANK	33,649	2.5%	8.3x	0.7x	BEACHHATCH	88.2	-1.1%	92.7	45.7x	7.1x
GQBALLPEN	150.9	+5.2%	36.8	NM	1.3x	BXPHARMA	32,479	2.4%	9.5x	1.1x	GEMINISEA	321.2	+2.6%	83.7	45.5x	14.6x
HAMI	143.5	+4.4%	2.0	NM	16x	BRACBANK	32,157	2.4%	7.8x	1.0x	SONALIPAPR	301.3	-3.0%	71.9	91.6x	1.8x
LIBRAINFU	810.1	+3.9%	31.1	NM	1.0x	GP	30,004	2.2%	9.6x	4.7x	BRACBANK	39.1	+5.7%	69.4	7.8x	1.0x
AGNISYSL	29.4	+3.9%	111.7	27.5x	1.8x	LHBL	24,690	1.8%	14.7x	3.6x	NRBBANK	12.4	+2.5%	69.0	12.0x	0.9x
EIL	45.5	+3.2%	32.1	30.1x	2.4x	EBL	24,199	1.8%	5.6x	0.8x	CRYSTALINS	92.9	+0.9%	68.5	33.0x	3.7x
Top Ten Losers	Close Price (BDT)	Δ%	Turnover (BDT Mn)	PE	PB	PUBALIBANK	20,448	1.5%	4.0x	0.6x	Block Trade	Maximum Price (BDT)	Minimum Price (BDT)	No. of Trade	Quantity ('000)	Turnover (BDT Mn)
BDTHAI	19.4	-3.0%	16.2	NM	0.7x	NBL	16,930	1.2%	NM	1.3x	RENATA	735.0	735.0	2.0	150	110.25
KPPL	19.4	-3.0%	3.1	NM	NM	CITYBANK	16,830	1.2%	4.2x	0.7x	CENTRALINS	60.0	59.6	4.0	1,051	62.68
WALTONHIL	640.7	-3.0%	18.7	15.0x	1.8x	BSRMLTD	14,210	1.0%	4.6x	0.6x	NBL	6.4	6.4	2.0	7,000	44.80
HEIDELBCEM	291.3	-3.0%	12.7	35.4x	3.9x	ALARABANK	13,534	1.0%	11.1x	1.1x	EIL	44.0	43.0	3.0	512	22.51
SONALIPAPR	301.3	-3.0%	71.9	91.6x	1.8x	PRIMEBANK	12,985	1.0%	4.7x	0.7x	LOVELLO	101.0	100.3	9.0	188	18.89
SONARBAINS	32.4	-3.0%	0.8	32.3x	1.5x	OLYMPIC	12,616	0.9%	15.2x	2.4x	RUPALILIFE	187.0	166.9	3.0	52	9.22
SKTRIMS	22.7	-3.0%	0.8	17.2x	1.4x	UTTARABANK	11,350	0.8%	12.0x	0.8x	PREMIERCEM	72.0	68.9	4.0	108	7.53
ORIONINFU	554.7	-3.0%	115.3	NM	37.2x	ORIONPHARM	11,317	0.8%	15.9x	0.8x	MIDLANDBNK	20.1	20.1	1.0	368	7.40
ATCSLGF	6.5	-3.0%	1.1	NM	0.6x	ROBI	10,738	0.8%	32.1x	1.8x	AIL	113.0	112.0	3.0	49	5.48
NAHEEACP	32.6	-3.0%	4.3	28.1x	1.7x						GBBPOWER	9.4	9.4	1.0	500	4.70

* NBFJ Sector PE calculation methodology has been modified to reflect positive earnings only.

** The base of the Bond Index starts at 100, starting from Jan 13, 2022

Similarly, Treasury Bond Index starts at 100, starting from Oct 10, 2022

* NBFI Sector PE calculation methodology has been modified to reflect positive earnings only.
** The base of the Bond index starts at 100, starting from Jan 13, 2022
Similarly, Treasury Bond Index starts at 100, starting from Oct 10, 2022

Block Trade	Maximum Price (BDT)	Minimum Price	Turnover (BDT Mn)	Quantity ('000)	No. of Trade
RENATA	735.0	735.0	110.3	150	2
CENTRALINS	60.0	59.6	62.7	1,051	4
NBL	6.4	6.4	44.8	7,000	2
EIL	44.0	43.0	22.5	512	3
LOVELLO	101.0	100.3	18.9	188	9
RUPALILIFE	187.0	166.9	9.2	52	3
PREMIERCEM	72.0	68.9	7.5	108	4
MIDLANDBNK	20.1	20.1	7.4	368	1
AIL	113.0	112.0	5.5	49	3
GBBPOWER	9.4	9.4	4.7	500	1
SHEPHERD	14.6	14.6	2.9	200	1
EGEN	39.3	37.8	2.9	75	2
BATBC	327.2	326.9	2.8	9	2
SHYAMPSUG	139.3	139.1	2.1	15	3
BEXIMCO	104.4	104.1	1.5	14	3
GOLDENSON	21.0	21.0	1.5	70	1
POPULARLIF	53.4	53.4	1.1	20	1
POPULARLIF	53.4	53.4	1.1	20	1
ORIONINFU	571.0	571.0	1.0	2	1
SAMORITA	79.6	79.6	0.9	11	1
SEAPEARL	82.4	82.4	0.8	10	1
SONALILIFE	77.0	77.0	0.8	10	1
Total			318.2		59

Upcoming Corporate Events

DSE Ticker	Right Share	Dividend		Event	Date
		Stock	Cash		
BGIC		0.0%	10%	Record Date	21-Jul-24
FIRSTFIN		0.0%	0%	Record Date	22-Jul-24
BAYLEASING		0.0%	0%	Record Date	22-Jul-24
SUNLIFEINS		0.0%	1%	Record Date	23-Jul-24
PRAGATILIF		0.0%	14%	Record Date	23-Jul-24
POPULARLIF		0.0%	37%	Record Date	25-Jul-24
SICL		0.0%	3%	Record Date	25-Jul-24
UNIONCAP		0.0%	0%	Record Date	28-Jul-24
ISLAMICFIN		0.0%	0%	Record Date	28-Jul-24
SANDHANINS		0.0%	12%	Record Date	29-Jul-24
BIFC		0.0%	0%	Record Date	12-Aug-24
GP		0.0%	160%	Record Date	13-Aug-24

Important DSE News

LHBL

(Q2 Un-audited): Consolidated EPS was Tk. 0.69 for April-June 2024 as against Tk. 1.47 for April-June 2023; Consolidated EPS was Tk. 2.09 for January-June 2024 as against Tk. 3.11 for January-June 2023. Consolidated NOCFPS was Tk. 2.34 for January-June 2024 as against Tk. 3.54 for January-June 2023. Consolidated NAV per share was Tk. 16.60 as on June 30, 2024 and Tk. 19.14 as on December 31, 2023.

GP

The Board of Directors of the company has declared Interim Cash Dividend for the year 2024 at the rate of 160% of the paid-up capital of the Company which represents 98% of the Profit after Tax for the six-month period ended on 30 June 2024 (BDT 16.00 per share of BDT 10 each), out of the audited net profits of the Company for the six-month period ended 30 June 2024. Record date for entitlement of Interim Cash Dividend is August 13, 2024. Accordingly, the Board of Directors has reported audited Q2 Financials as follows: EPS was Tk. 6.38 for April-June 2024 as against Tk. 8.84 for April-June 2023; EPS was Tk. 16.29 for January-June 2024 as against Tk. 14.62 for January-June 2023. NOCFPS was Tk. 28.07 for January-June 2024 as against Tk. 20.15 for January-June 2023. NAV per share was Tk. 53.18 as on June 30, 2024 and Tk. 49.39 as on December 31, 2023.

SUMITPOWER

The Company has informed the Status of Operation of Power Plants upon expiry of initial/renewed Power Purchase Agreements (PPAs). To view the details, please visit: <https://www.dsebd.org/Annexure/2024/Status%20of%20Operation%20of%20Power%20Plant%20upon%20expiry%20of%20initialrenewed%20PPA.pdf>

YPL

The company has informed that the Board of Directors has appointed Mr. Chaklader Rezaunul Alam as the Chairman of the Company.

PRIMEFIN

The company has informed that the Board of Directors of the company in its meeting held on June 06, 2024 elected Mr. Mohammad Zafar Ullah Khan, FCA as the Chairman of Board of Directors of the company.

EGEN

Dhaka Stock Exchange PLC. (DSE) has approved the proposed name change of the Company. Accordingly, the name of the Company will be 'eGeneration PLC.' instead of 'eGeneration Limited' with effect from July 21, 2024. Other things (except name) will remain unchanged.

Disclaimer: This report has been prepared by BRAC EPL Stock Brokerage Ltd and is provided for information purposes. It is not, under any circumstances, to be used or considered as an offer to sell, or a solicitation of any offer to buy. Reasonable care has been taken to ensure that the information is not untrue and misleading. BRAC EPL Stock Brokerage Ltd makes no representation or warranty as to the accuracy or completeness of such information. All opinions and estimates included in this report constitute our judgment as of this date and are subject to change without notice.