

Daily Market Update

The market closed in red today. The benchmark index DSEX (-1.76%) lost 95.67 points and closed at 5,350.83. The blue-chip index DS30 (-2.29%), the Shariah-based index DSES (-1.84%), and the large-cap index CDSET (-1.75%) closed at 1,908.52, 1,169.56, and 1,027.87 points, respectively. All the large-cap sectors posted negative performance today. NBF1 experienced the highest loss of 2.73% followed by Engineering (-2.56%), Pharmaceutical (-1.98%), Food & Allied (-1.94%), Fuel & Power (-1.90%), Telecommunication (-1.58%), and Bank (-1.28%), respectively. Block trades contributed 11.8% of the overall market turnover. Libra Infusions Limited (+6.7%) was the most traded share with a turnover of BDT 52 million.

Index	Closing	Opening	Point Δ	%Δ	YTD %Δ
DSEX	5,350.83	5,446.50	-95.67	-1.76%	-14.3%
DS30	1,908.52	1,953.27	-44.75	-2.29%	-8.9%
DSES	1,169.56	1,191.43	-21.87	-1.84%	-14.3%
CDSET	1,027.87	1,046.21	-18.34	-1.75%	-14.5%

	Advanced	Declined	Unchanged	Total
All Category	20	355	15	390
A Category (Equity)	11	211	8	230
B Category (Equity)	5	96	1	102
N Category (Equity)	1	4	0	5
Z Category (Equity)	3	44	6	53
Mutual Funds	1	32	3	36
Corporate Bonds	0	1	0	1
Treasury Bonds	0	0	0	0

* Based on Traded Scripts

		Today	Last Day	Daily %Δ
Mcap	Mn BDT	6,545,855	6,609,141	-1.0%
	Mn USD	55,473	56,010	
Turnover	Mn BDT	1,594	3,715	-57.1%
	Mn USD	14	31	
Volume	Mn Shares	43	107	-59.5%
	No. of Trade	38,391	96,989	-60.4%

* Average Interbank Exchange Rate is BDT 118.00 as of Jul 24, 2024

Fahim Hassan Research Analyst (880) 1709636546 fahim.hassan@bracepl.com	Md Istiaz Uddin Research Associate (880) 1708805202 mistiaz.uddin@bracepl.com
-----------------------------------------------------------------------------------------	-----------------------------------------------------------------------------------------------

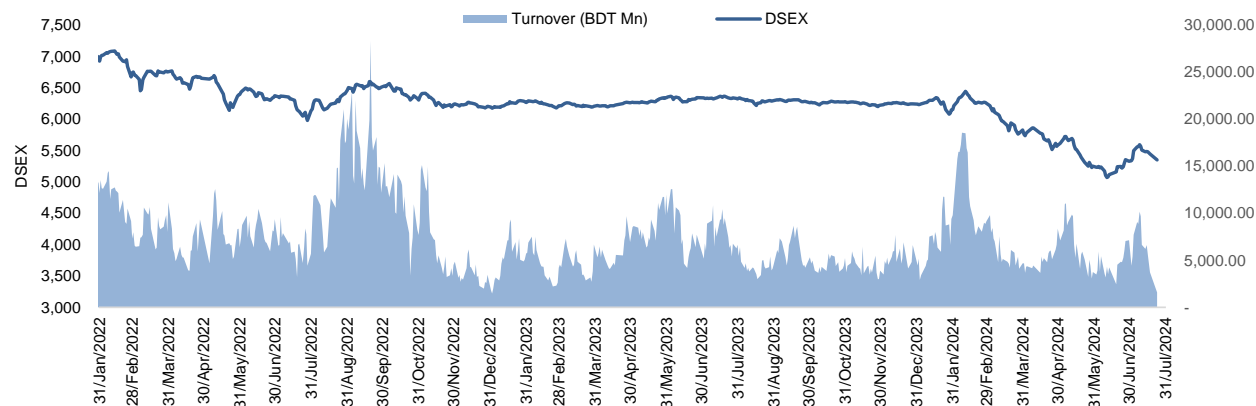


Figure: Sectorial Turnover (BDT Mn)

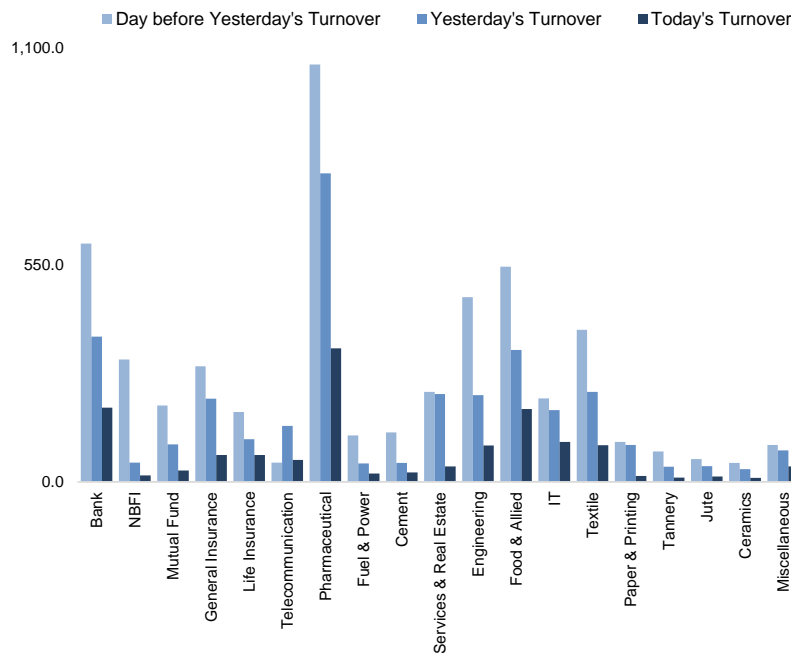
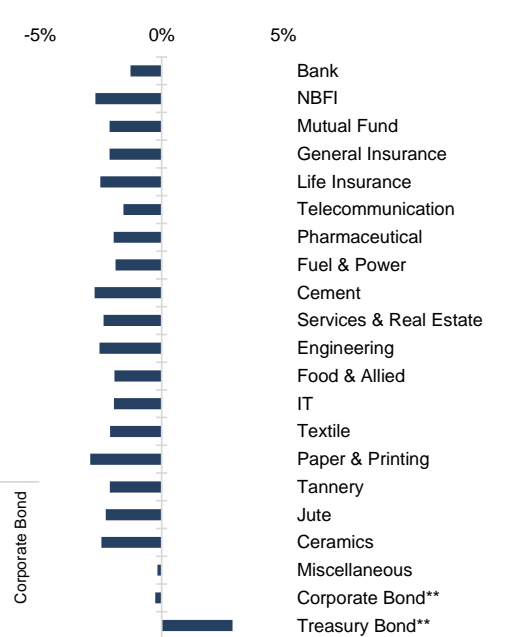


Figure: Sectorial Mcap Change



Market PE 14.6x

Market PB 1.2x

* Market P/E and P/BV calculation excludes Mutual Fund, Life Insurance, and NBL

Sector Index	Closing	Opening	Points Δ	%Δ	No. of Companies	Mcap (BDT Mn)	% of Total Mcap	Turnover (BDT Mn)	% of Total Turnover	PE	PB	Top Twenty Market Cap	Mcap (BDT Mn)	% of Total Mcap	Turnover (BDT Mn)	PE	PB
Bank	1,338	1,355	-17.38	-1.28%	36	640,718	9.8%	187.9	13.4%	7.3x	0.6x	GP	336,360	9.2%	43.6	9.5x	4.7x
NBFI	1,145	1,177	-32.12	-2.73%	23	110,854	1.7%	16.1	1.1%	NM	NM	WALTONHIL	188,270	5.2%	3.3	14.5x	1.7x
Mutual Fund	650	664	-14.21	-2.14%	37	30,350	0.5%	28.8	2.0%	NM	0.6x	SQURPHARMA	187,484	5.1%	28.8	9.3x	1.5x
General Insurance	3,145	3,214	-68.99	-2.15%	43	91,095	1.4%	68.1	4.8%	16.4x	1.4x	BATBC	177,174	4.9%	38.7	10.2x	3.4x
Life Insurance	1,957	2,008	-50.72	-2.53%	15	52,023	0.8%	67.8	4.8%	NM	NM	ROBI	118,901	3.3%	10.9	31.1x	1.8x
Telecommunication	4,089	4,155	-65.52	-1.58%	3	473,483	7.2%	55.9	4.0%	11.5x	3.1x	BEXIMCO	103,842	2.8%	0.0	NM	1.2x
Pharmaceutical	3,182	3,246	-64.31	-1.98%	34	603,719	9.2%	338.1	24.1%	16.3x	1.7x	BERGERPBL	86,272	2.4%	1.8	26.5x	6.4x
Fuel & Power	1,200	1,223	-23.20	-1.90%	23	315,958	4.8%	21.4	1.5%	20.7x	0.7x	RENATA	82,673	2.3%	8.9	36.0x	2.5x
Cement	2,273	2,338	-64.62	-2.76%	7	108,565	1.7%	23.7	1.7%	18.1x	2.4x	UPGDCL	75,882	2.1%	1.2	10.1x	2.2x
Services & Real Estate	1,426	1,461	-34.89	-2.39%	9	78,860	1.2%	39.2	2.8%	24.7x	0.6x	MARICO	69,026	1.9%	0.5	15.0x	8.4x
Engineering	3,020	3,099	-79.41	-2.56%	42	348,874	5.3%	92.2	6.6%	14.6x	1.1x	BRACBANK	67,249	1.8%	45.2	7.5x	1.0x
Food & Allied	16,011	16,328	-316.77	-1.94%	21	293,954	4.5%	184.3	13.1%	15.6x	4.9x	ISLAMIBANK	52,486	1.4%	0.0	8.3x	0.7x
IT	2,517	2,568	-50.51	-1.97%	11	33,117	0.5%	101.0	7.2%	27.3x	2.1x	UNILEVERCL	49,292	1.4%	20.2	57.1x	19.1x
Textile	1,201	1,227	-26.01	-2.12%	58	124,643	1.9%	92.6	6.6%	NM	0.8x	BXPHARMA	49,162	1.3%	7.1	9.2x	1.1x
Paper & Printing	6,734	6,939	-204.23	-2.94%	6	30,896	0.5%	14.9	1.1%	43.4x	1.3x	ICB	48,480	1.3%	0.7	NM	1.1x
Tannery	2,362	2,414	-51.52	-2.13%	6	25,870	0.4%	10.9	0.8%	37.2x	2.5x	DUTCHBANGL	41,744	1.1%	1.0	5.2x	0.8x
Jute	16,783	17,178	-395.94	-2.30%	3	3,933	0.1%	13.4	1.0%	NM	NM	EBL	36,534	1.0%	28.4	5.6x	0.8x
Ceramics	488	500	-12.42	-2.48%	5	21,653	0.3%	10.1	0.7%	42.3x	1.3x	POWERGRID	34,542	0.9%	1.0	NM	0.2x
Miscellaneous	4,284	4,292	-7.37	-0.17%	15	233,454	3.6%	39.0	2.8%	39.4x	1.8x	BEACONPHAR	32,086	0.9%	6.2	71.2x	5.2x
Corporate Bond**	6,755	6,772	-17.62	-0.26%	16	41,426	0.6%	0.1	0.0%	NM	NM	BESTHLDNG	29,129	0.8%	7.6	21.2x	0.5x
Treasury Bond**	246	239	+6.96	+2.91%	238	2,881,972	44.0%	0.0	0.0%	NM	NM						

Top Ten Gainers	Close Price (BDT)	Δ%	Turnover (BDT Mn)	PE	PB	Top Twenty Free Float Mcap	Free Float Mcap (BDT Mn)	% of Total Free Float Mcap	PE	PB	Most Traded Share	Close Price (BDT)	Δ%	Turnover (BDT Mn)	PE	PB					
TECHNODRUG	38.5	+10.0%	0.2	NM	1.3x	SQURPHARMA	117,112	8.6%	9.3x	1.5x	LIBRAINFU	864.7	+6.7%	52.3	NM	1.0x					
LIBRAINFU	864.7	+6.7%	52.3	NM	1.0x	BEXIMCO	69,460	5.1%	NM	1.2x	BRACBANK	38.0	-2.8%	45.2	7.5x	1.0x					
RANFOUNDRY	181.1	+5.2%	34.1	NM	5.5x	BATBC	45,948	3.4%	10.2x	3.4x	GP	249.1	-1.0%	43.6	9.5x	4.7x					
SILCOPHL	22.3	+3.7%	31.0	54.4x	1.0x	RENATA	35,002	2.6%	36.0x	2.5x	AGNISYSL	29.4	-	40.4	27.5x	1.8x					
JUTESPINN	281.1	+2.0%	0.0	NM	NM	ISLAMIBANK	33,649	2.5%	8.3x	0.7x	BATBC	328.1	-2.3%	38.7	10.2x	3.4x					
PRIMEBANK	21.3	+1.9%	5.6	4.8x	0.7x	BXPHARMA	32,479	2.4%	9.2x	1.1x	RANFOUNDRY	181.1	+5.2%	34.1	NM	5.5x					
DULAMACOT	58.8	+1.9%	0.0	NM	NM	BRACBANK	32,157	2.4%	7.5x	1.0x	ORIONPHARM	67.9	-2.9%	33.0	15.5x	0.7x					
EIL	46.3	+1.8%	21.4	30.7x	2.5x	GP	30,004	2.2%	9.5x	4.7x	MIDLANDBNK	22.3	-0.4%	32.8	13.9x	1.5x					
TAKAFULINS	36.5	+1.7%	0.0	24.7x	1.9x	LHBL	24,690	1.8%	14.2x	3.5x	BEACHHATCH	85.6	-2.9%	32.2	44.4x	6.8x					
ICBAMCL2ND	7.0	+1.4%	0.0	NM	1.1x	EBL	24,199	1.8%	5.6x	0.8x	GEMINISEA	311.6	-3.0%	31.0	44.1x	14.2x					
Top Ten Losers	Close Price (BDT)	Δ%	Turnover (BDT Mn)	PE	PB	PUBALIBANK	20,448	1.5%	3.9x	0.6x	Block Trade	Maximum Price (BDT)	Minimum Price (BDT)	No. of Trade	Quantity ('000)	Turnover (BDT Mn)					
KOHINOOR	640.2	-3.0%	12.8	56.5x	11.1x	NBL	16,930	1.2%	NM	1.3x	EIL	47.5	45.5	6.0	2,336	107.25					
MONNOAGML	446.5	-3.0%	4.0	NM	3x	CITYBANK	16,830	1.2%	4.2x	0.7x	NRBBANK	12.2	12.2	1.0	1,500	18.30					
WALTONHIL	621.5	-3.0%	3.3	14.5x	1.7x	BSRMLTD	14,210	1.0%	4.6x	0.6x	CENTRALINS	63.8	63.8	1.0	150	9.57					
LINDEBD	1,019.8	-3.0%	2.7	27.7x	2.6x	ALARABANK	13,534	1.0%	11.1x	1.1x	BEACHHATCH	85.6	85.6	1.0	105	8.99					
SAMATALETH	51.8	-3.0%	0.7	NM	3.6x	PRIMEBANK	12,985	1.0%	4.8x	0.7x	SHAHJABANK	18.4	18.4	1.0	330	6.07					
RUPALILIFE	161.9	-3.0%	0.9	NM	NM	OLYMPIC	12,616	0.9%	14.9x	2.4x	PEOPLESINS	40.0	40.0	3.0	127	5.08					
SONALILIFE	68.0	-3.0%	5.5	NM	NM	UTTARABANK	11,350	0.8%	11.7x	0.7x	GEMINISEA	311.6	311.6	2.0	15	4.67					
APEXFOODS	246.1	-3.0%	1.3	39.3x	1.9x	ORIONPHARM	11,317	0.8%	15.5x	0.7x	GENEXIL	47.5	47.5	1.0	92	4.38					
AAMRANET	32.4	-3.0%	7.4	12.2x	1.2x	ROBI	10,738	0.8%	31.1x	1.8x	KOHINOOR	650.0	650.0	1.0	5	3.25					
MHSML	16.2	-3.0%	0.4	NM	0.8x	* NBFI Sector PE calculation methodology has been modified to reflect positive earnings only. ** The base of the Bond Index starts at 100, starting from Jan 13, 2022 Similarly, Treasury Bond Index starts at 100, starting from Oct 10, 2022										RELANCE1	21.2	21.0	2.0	118	2.49

* NBFI Sector PE calculation methodology has been modified to reflect positive earnings only.
** The base of the Bond index starts at 100, starting from Jan 13, 2022
Similarly, Treasury Bond Index starts at 100, starting from Oct 10, 2022

Block Trade	Maximum Price (BDT)	Minimum Price	Turnover (BDT Mn)	Quantity ('000)	No. of Trade
EIL	47.5	45.5	107.3	2,336	6
NRBBANK	12.2	12.2	18.3	1,500	1
CENTRALINS	63.8	63.8	9.6	150	1
BEACHHATCH	85.6	85.6	9.0	105	1
SHAHJABANK	18.4	18.4	6.1	330	1
PEOPLESINS	40.0	40.0	5.1	127	3
GEMINISEA	311.6	311.6	4.7	15	2
GENEXIL	47.5	47.5	4.4	92	1
KOHINOOR	650.0	650.0	3.3	5	1
RELIANCE1	21.2	21.0	2.5	118	2
ORIONPHARM	72.9	72.9	2.2	30	1
BEXIMCO	104.1	104.1	2.1	21	2
CONFIDCEM	70.3	70.3	1.5	22	2
RUPALILIFE	183.0	183.0	1.5	8	2
BBSCABLES	29.2	29.2	1.5	50	1
CAPITECGBF	13.9	13.1	1.4	105	2
ADVENT	26.4	26.4	1.2	46	1
ADVENT	26.4	26.4	1.2	46	1
FINEFOODS	180.0	180.0	1.1	6	1
MALEKSPIN	31.0	31.0	1.0	34	1
TOSRIFA	25.6	25.6	0.9	35	1
SAMORITA	77.9	77.9	0.7	9	1
Total			188.5		39

Important DSE News

IDLC

(Q2 Un-audited): Consolidated EPS was Tk. 0.96 for April-June 2024 as against Tk. 0.91 for April-June 2023; Consolidated EPS was Tk. 1.81 for January-June 2024 as against Tk. 1.74 for January-June 2023. Consolidated NOCFPS was Tk. 6.81 for January-June 2024 as against Tk. (2.40) for January-June 2023. Consolidated NAV per share was Tk. 46.02 as on June 30, 2024 and Tk. 45.71 as on December 31, 2023.

NRBBANK

(Q2 Un-audited): Consolidated EPS was Tk. 0.13 for April-June 2024 as against Tk. (0.04) (restated) for April-June 2023; Consolidated EPS was Tk. 0.15 for January-June 2024 as against Tk. (0.63) (restated) for January-June 2023. Consolidated NOCFPS was Tk. 13.68 for January-June 2024 as against Tk. 6.64 (restated) for January-June 2023. Consolidated NAV per share was Tk. 12.70 as on June 30, 2024 and Tk. 11.79 (restated) as on December 31, 2023.

YPL

The company has informed that they have changed their existing corporate office address to AWR- Usman Tower (3rd Floor), House No. 35, Road No. 133, Gulshan North Avenue, Gulshan-I, Dhaka-1212.

Upcoming Corporate Events

DSE Ticker	Right Share	Dividend		Event	Date
		Stock	Cash		
POPULARLIF		0.0%	37%	Record Date	25-Jul-24
SICL		0.0%	3%	Record Date	25-Jul-24
UNIONCAP		0.0%	0%	Record Date	28-Jul-24
ISLAMICFIN		0.0%	0%	Record Date	28-Jul-24
SANDHANINS		0.0%	12%	Record Date	29-Jul-24
BIFC		0.0%	0%	Record Date	12-Aug-24
GP		0.0%	160%	Record Date	13-Aug-24

Disclaimer: This report has been prepared by BRAC EPL Stock Brokerage Ltd and is provided for information purposes. It is not, under any circumstances, to be used or considered as an offer to sell, or a solicitation of any offer to buy. Reasonable care has been taken to ensure that the information is not untrue and misleading. BRAC EPL Stock Brokerage Ltd makes no representation or warranty as to the accuracy or completeness of such information. All opinions and estimates included in this report constitute our judgment as of this date and are subject to change without notice.