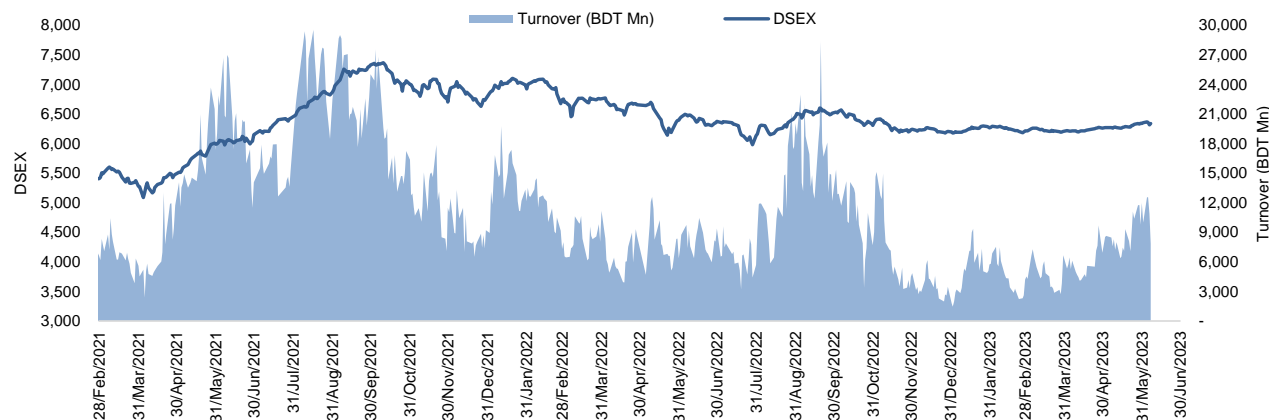


Daily Market Update

The market closed in green today. The benchmark index DSEX (+0.36%) gained 22.8 points and closed at 6,338.99. The blue-chip index DS30 (+0.02%), the Shariah-based index DSES (+0.22%), and the large-cap index CDSET (+0.02%) closed at 2,189.21, 1,375.33, and 1,211.75 points, respectively. Large-cap sectors posted mixed performance today. Food & Allied booked the highest gain of 0.23% followed by Fuel & Power (+0.06%), Bank (+0.03%), Engineering (+0.01%). NBF1 experienced the highest loss of 0.02% followed by Pharmaceutical (-0.02%), Telecommunication (0.00%). Block trades contributed 6.2% of the overall market turnover. Meghna Life Insurance Co. Ltd. (+9.9%) was the most traded share with a turnover of BDT 580 million.



Index	Closing	Opening	Point Δ	%Δ	YTD %Δ
DSEX	6,338.99	6,316.19	+22.80	+0.36%	+2.1%
DS30	2,189.21	2,188.74	+0.47	+0.02%	-0.3%
DSES	1,375.33	1,372.29	+3.04	+0.22%	+1.2%
CDSET	1,211.75	1,211.50	+0.25	+0.02%	-0.2%

	Advanced	Declined	Unchanged	Total
All Category	125	48	177	350
A Category (Equity)	82	27	129	238
B Category (Equity)	32	19	42	93
N Category (Equity)	4	0	1	5
Z Category (Equity)	7	2	5	14
Mutual Funds	2	0	27	29
Corporate Bonds	0	0	2	2
Treasury Bonds	0	1	0	1

* Based on Traded Scripts

		Today	Last Day	Daily %Δ
Mcap	Mn BDT	7,728,035	7,717,110	+0.1%
	Mn USD	71,440	71,339	
Turnover	Mn BDT	7,828	10,869	-28.0%
	Mn USD	72	100	
Volume	Mn Shares	131	198	-33.6%
No. of Trade		172,484	228,231	-24.4%

* Average Interbank Exchange Rate is BDT 108.18 as of Jun 06, 2023

Fahim Hassan Research Analyst (880) 1709636546 fahim.hassan@bracepl.com	Md. Tanvir Ahmed Research Associate (880) 1708805201 mtanvir.ahmed@bracepl.com
---	--

Figure: Sectorial Turnover (BDT Mn)

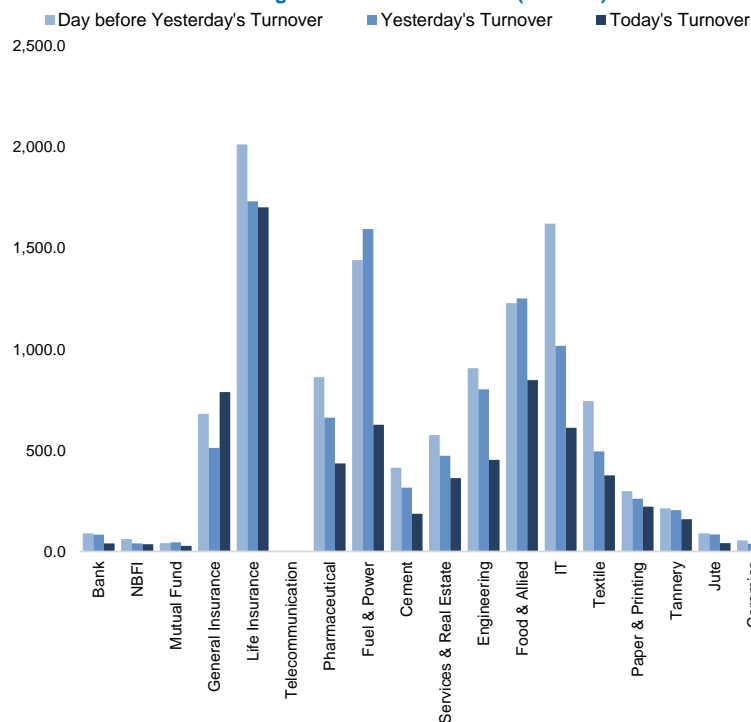
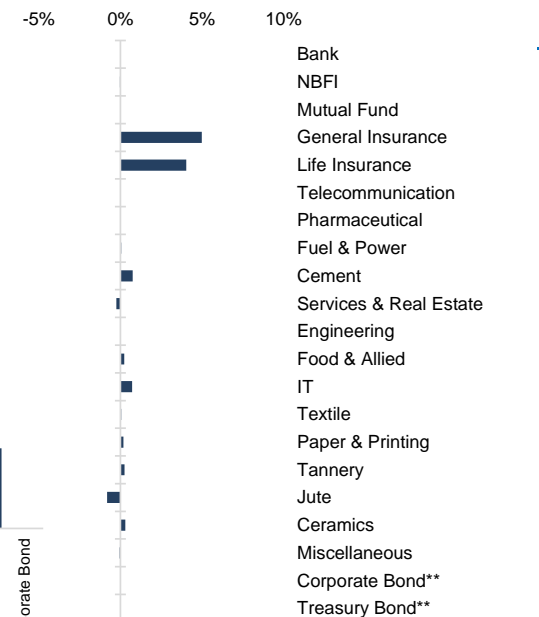


Figure: Sectorial Mcap Change



Market PE 18.4x

Market PB 1.5x

* Market P/E calculation excludes NBL

Sector Index	Closing	Opening	Points Δ	%Δ	No. of Companies	Mcap (BDT Mn)	% of Total Mcap	Turnover (BDT Mn)	% of Total Turnover	PE	PB	Top Twenty Market Cap	Mcap (BDT Mn)	% of Total Mcap	Turnover (BDT Mn)	PE	PB
Bank	1,442	1,442	+0.41	+0.03%	35	680,292	9.0%	39.6	0.5%	11.8x	0.7x	GP	386,996	8.5%	0.1	13.0x	7.2x
NBFI	1,920	1,920	-0.47	-0.02%	23	186,814	2.5%	35.9	0.5%	NM	4.4x	WALTONHIL	317,378	7.0%	0.0	49.1x	3.2x
Mutual Fund	833	832	+0.30	+0.04%	37	37,657	0.5%	27.5	0.4%	NM	0.7x	BATBC	280,098	6.1%	0.7	15.3x	6.9x
General Insurance	3,507	3,340	+166.68	+4.99%	42	102,356	1.4%	788.6	10.7%	18.5x	1.6x	SQURPHARM/	185,977	4.1%	2.9	9.9x	1.7x
Life Insurance	3,174	3,051	+123.28	+4.04%	15	88,723	1.2%	1,701.2	23.2%	NM	NM	ROBI	157,138	3.4%	0.6	85.7x	2.3x
Telecommunication	4,946	4,946	-	-	3	580,232	7.7%	0.8	0.0%	16.9x	4.3x	RENATA	139,689	3.1%	0.0	38.0x	4.6x
Pharmaceutical	3,694	3,695	-0.80	-0.02%	34	716,613	9.5%	435.7	5.9%	19.3x	2.3x	UPGDCL	135,475	3.0%	0.0	16.7x	4.4x
Fuel & Power	1,707	1,706	+0.97	+0.06%	23	450,370	6.0%	626.6	8.5%	23.6x	1.1x	BEXIMCO	103,571	2.3%	0.1	12.0x	1.2x
Cement	2,573	2,554	+19.08	+0.75%	7	123,587	1.6%	186.1	2.5%	31.4x	2.7x	BERGERPBL	82,942	1.8%	0.8	27.6x	6.4x
Services & Real Estate	1,971	1,976	-4.81	-0.24%	8	77,887	1.0%	362.9	4.9%	28.2x	1.0x	LHBL	80,019	1.8%	109.0	14.8x	4.0x
Engineering	4,515	4,514	+0.44	+0.01%	42	529,858	7.0%	452.5	6.2%	72.5x	1.8x	ICB	74,119	1.6%	0.0	NM	1.7x
Food & Allied	21,497	21,447	+49.61	+0.23%	21	397,771	5.3%	847.1	11.5%	20.0x	8.1x	BXPHARMA	65,222	1.4%	0.0	14.6x	1.5x
IT	3,377	3,353	+24.29	+0.72%	11	44,033	0.6%	611.8	8.3%	30.8x	3.2x	BRACBANK	57,596	1.3%	0.4	9.0x	0.9x
Textile	1,616	1,616	+0.77	+0.05%	58	170,342	2.3%	376.4	5.1%	83.9x	1.1x	BEACONPHAR	56,595	1.2%	0.0	80.9x	9.2x
Paper & Printing	10,778	10,758	+19.78	+0.18%	6	41,525	0.6%	221.6	3.0%	40.0x	2.1x	ISLAMIBANK	52,486	1.2%	0.0	8.9x	0.8x
Tannery	3,246	3,238	+8.20	+0.25%	6	34,280	0.5%	159.4	2.2%	49.4x	3.4x	DUTCHBANGL	44,203	1.0%	0.0	7.6x	1.0x
Jute	15,038	15,162	-123.96	-0.82%	3	3,679	0.0%	40.9	0.6%	NM	-1277x	TITASGAS	40,459	0.9%	0.0	32.0x	0.6x
Ceramics	691	689	+2.08	+0.30%	5	31,981	0.4%	34.1	0.5%	49.0x	1.9x	UNILEVERCL	39,229	0.9%	7.0	44.6x	13.0x
Miscellaneous	4,171	4,172	-1.83	-0.04%	14	227,081	3.0%	395.9	5.4%	16.1x	1.8x	POWERGRID	37,347	0.8%	0.0	NM	0.4x
Corporate Bond**	88	88	-	-	9	36,390	0.5%	0.1	0.0%	NM	NM	SUMITPOWER	36,308	0.8%	0.0	12.1x	0.9x
Treasury Bond**	93	93	+0.01	+0.01%	252	2,981,940	39.5%	1.0	0.0%	NM	NM						

Top Ten Gainers	Close Price (BDT)	Δ%	Turnover (BDT Mn)	PE	PB	Top Twenty Free Float Mcap	Free Float Mcap (BDT Mn)	% of Total Free Float Mcap	PE	PB	Most Traded Share	Close Price (BDT)	Δ%	Turnover (BDT Mn)	PE	PB
BANGAS	146.3	+10.0%	83.0	NM	7.0x	SQURPHARMA	121,499	7.1%	9.9x	1.7x	MEGHNALIFE	128.2	+9.9%	580.3	NM	NM
DGIC	31.9	+10.0%	18.9	35.4x	2.7x	BATBC	74,086	4.3%	15.3x	6.9x	INTRACO	50.3	+1.2%	385.3	33.4x	3.9x
ICICL	40.7	+10.0%	70.3	45.0x	2.6x	BEXIMCO	69,196	4.0%	12.0x	1.2x	RUPALILIFE	225.3	+3.6%	280.7	NM	NM
SONALILIFE	101.4	+10.0%	174.0	NM	NM	RENATA	68,042	4.0%	38.0x	4.6x	RDFOOD	51.5	-0.6%	265.0	41.9x	3.2x
AGRANINS	44.1	+10.0%	7.9	23.0x	2.2x	BXPHARMA	45,564	2.6%	14.6x	1.5x	SONALILIFE	101.4	+10.0%	174.0	NM	NM
UNIONINS	60.7	+10.0%	75.9	28.5x	3.5x	BEACONPHAR	39,617	2.3%	80.9x	9.2x	BSC	125.7	-0.3%	161.2	8.0x	1.6x
SONARBAINS	50.8	+10.0%	17.7	25.9x	2x	GP	38,700	2.2%	13.0x	7.2x	PRAGATILIF	153.2	+8.5%	145.0	NM	NM
MEGHNALIFE	128.2	+9.9%	580.3	NM	NM	BRACBANK	30,976	1.8%	9.0x	0.9x	CITYGENINS	44.8	+0.4%	144.8	18.7x	2.3x
PARAMOUNT	54.3	+9.9%	33.3	31.0x	2.0x	LHBL	26,980	1.6%	14.8x	4.0x	GEMINISEA	858.4	+0.2%	142.2	40.9x	33.8x
TILIL	65.5	+9.9%	8.2	NM	NM	EBL	24,998	1.5%	6.9x	0.9x	AIL	80.2	+3.0%	136.5	50.1x	3.6x
						OLYMPIC	19,683	1.1%	18.2x	3.0x						
						NBL	19,116	1.1%	NM	0.7x						
						PUBALIBANK	18,314	1.1%	4.6x	0.6x						
						CITYBANK	18,211	1.1%	5.5x	0.8x						
						SEAPEARL	16,847	1.0%	28.5x	11.4x						
						ROBI	15,714	0.9%	85.7x	2.3x						
						ALARABANK	15,220	0.9%	15.8x	1.1x						
						PRIMEBANK	14,248	0.8%	5.5x	0.7x						
						BSRMLTD	14,210	0.8%	NM	0.7x						
						UPGDCL	13,547	0.8%	16.7x	4.4x						

* NBFI Sector PE calculation methodology has been modified to reflect positive earnings only.
** The base of the Bond Index starts at 100, starting from Jan 13, 2022
Similarly, Treasury Bond Index starts at 100, starting from Oct 10, 2022

Block Trade	Maximum Price (BDT)	Minimum Price (BDT)	Turnover (BDT Mn)	Quantity ('000)	No. of Trade
RUPALILIFE	215.0	198.4	68.4	341	14
GP	275.0	261.6	56.6	211	8
LHBL	67.9	67.9	40.7	600	2
TAKAFULINS	44.2	44.2	37.7	852	1
AOL	37.5	32.9	27.2	800	35
PRAGATILIF	135.0	128.0	22.9	170	6
LRBDL	35.1	32.8	19.4	583	25
OLYMPIC	150.0	150.0	15.0	100	1
AIL	79.2	70.3	12.3	170	2
RDFOOD	51.0	48.0	12.0	238	7
BEXIMCO	115.3	104.1	8.4	74	3
JHRML	82.8	82.8	8.3	100	1
BXPHARMA	144.8	135.0	7.3	52	8
ORIONPHARM	87.5	71.7	6.4	83	6
QUASEMIND	60.0	59.0	6.3	106	3
PRIMEINSUR	80.0	80.0	6.3	79	3
EBL	29.2	29.2	5.8	200	6
FORTUNE	75.5	75.5	5.5	73	2
SQURPHARMA	206.8	204.6	5.3	26	9
NBL	8.0	8.0	5.2	651	5
SIMTEX	25.7	25.5	5.2	202	2
SILVAPHL	21.7	19.5	5.0	245	5
Total			482.3		250

Upcoming Corporate Events

DSE Ticker	Right Share	Dividend		Event	Date
		Stock	Cash		
ONEBANKLTD		5.0%	0%	Record Date	8-Jun-23
NCCBANK		5.0%	5%	Record Date	8-Jun-23
RUPALIBANK		0.0%	0%	Record Date	11-Jun-23
ALARABANK		3.0%	12%	Record Date	12-Jun-23
NBL		0.0%	0%	Record Date	12-Jun-23
GLOBALINS		0.0%	12%	Record Date	13-Jun-23
PROVATIINS		0.0%	12%	Record Date	19-Jun-23
BGIC		0.0%	12%	Record Date	20-Jun-23
DHAKAINS		0.0%	20%	Record Date	22-Jun-23
BERGERPBL		0.0%	400%	Record Date	26-Jun-23
EMERALDOIL		0.0%	2%	Record Date	26-Jun-23
ILFSL		0.0%	0%	Record Date	26-Jun-23
DGIC		0.0%	5%	Record Date	3-Jul-23
PURABIGEN		3.0%	7%	Record Date	10-Jul-23

Important DSE News

DOMINAGE

The Company has informed that Mr. Md. Moinul Arefin has been appointed as Chief Financial Officer of the company in place of Mr. Md. Jillur Rahman with effect from June 01, 2023.

Disclaimer: This report has been prepared by BRAC EPL Stock Brokerage Ltd and is provided for information purposes. It is not, under any circumstances, to be used or considered as an offer to sell, or a solicitation of any offer to buy. Reasonable care has been taken to ensure that the information is not untrue and misleading. BRAC EPL Stock Brokerage Ltd makes no representation or warranty as to the accuracy or completeness of such information. All opinions and estimates included in this report constitute our judgment as of this date and are subject to change without notice.