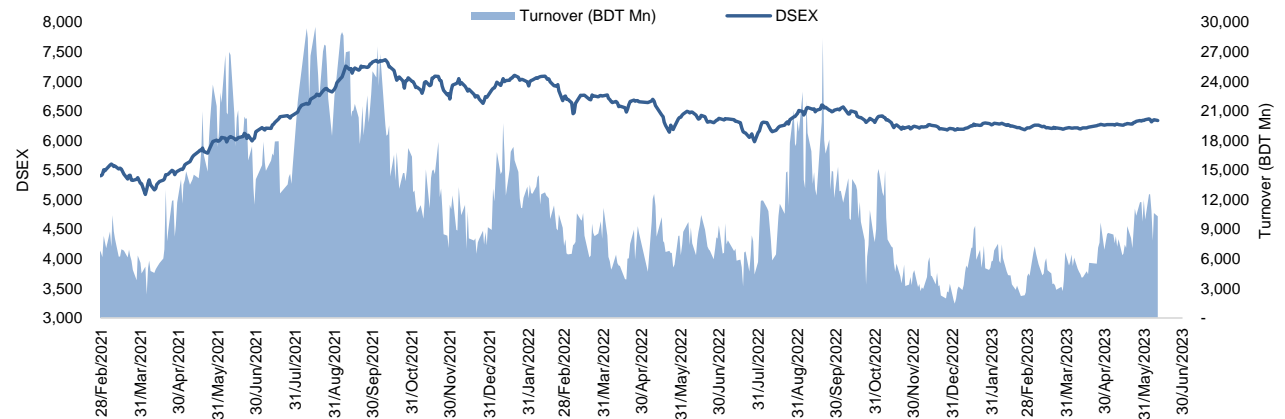


Daily Market Update

The market closed in red today. The benchmark index DSEX (-0.18%) lost 11.26 points and closed at 6,341.58. The blue-chip index DS30 (-0.09%), the Shariah-based index DSES (-0.06%), and the large-cap index CDSET (-0.11%) closed at 2,190.98, 1,377.66, and 1,211.57 points, respectively. Large-cap sectors posted mixed performance today. Pharmaceutical booked the highest gain of 0.07% followed by NBF1 (+0.03%), Fuel & Power (+0.02%), Bank (+0.02%). Food & Allied experienced the highest loss of 0.18% followed by Engineering (-0.09%), Telecommunication (0.00%). Block trades contributed 8.3% of the overall market turnover. Meghna Life Insurance Co. Ltd. (-9.9%) was the most traded share with a turnover of BDT 556 million.



Index	Closing	Opening	Point Δ	%Δ	YTD %Δ
DSEX	6,341.58	6,352.84	-11.26	-0.18%	+2.2%
DS30	2,190.98	2,192.89	-1.91	-0.09%	-0.2%
DSES	1,377.66	1,378.43	-0.77	-0.06%	+1.4%
CDSET	1,211.57	1,212.94	-1.37	-0.11%	-0.2%

	Advanced	Declined	Unchanged	Total
All Category	63	116	178	357
A Category (Equity)	37	75	126	238
B Category (Equity)	23	31	45	99
N Category (Equity)	1	3	1	5
Z Category (Equity)	2	7	6	15
Mutual Funds	0	2	24	26
Corporate Bonds	1	0	0	1
Treasury Bonds	1	0	0	1

* Based on Traded Scripts

		Today	Last Day	Daily %Δ
Mcap	Mn BDT	7,728,269	7,736,883	-0.1%
	Mn USD	71,238	71,318	
Turnover	Mn BDT	10,306	10,638	-3.1%
	Mn USD	95	98	
Volume	Mn Shares	162	170	-4.6%
No. of Trade		268,292	210,724	+27.3%

* Average Interbank Exchange Rate is BDT 108.49 as of Jun 08, 2023

Figure: Sectorial Turnover (BDT Mn)

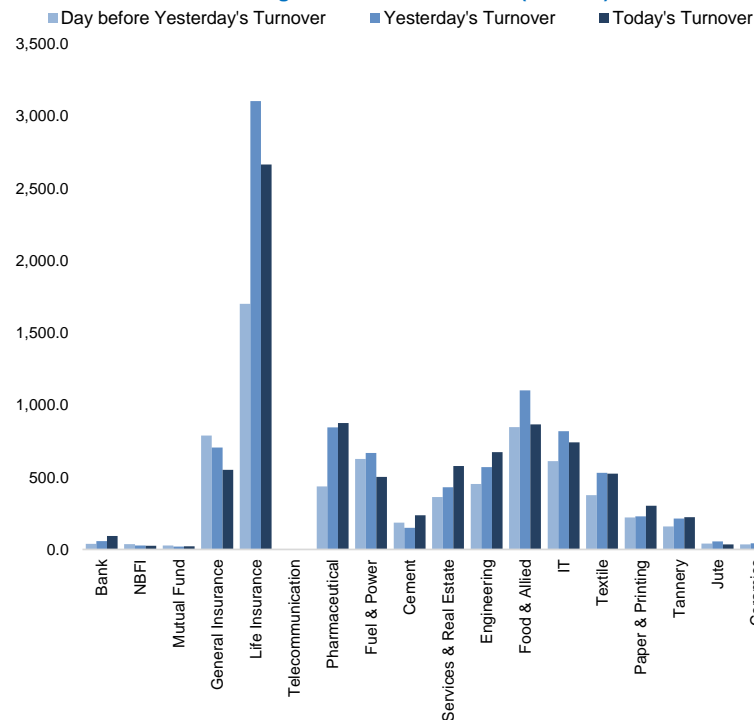
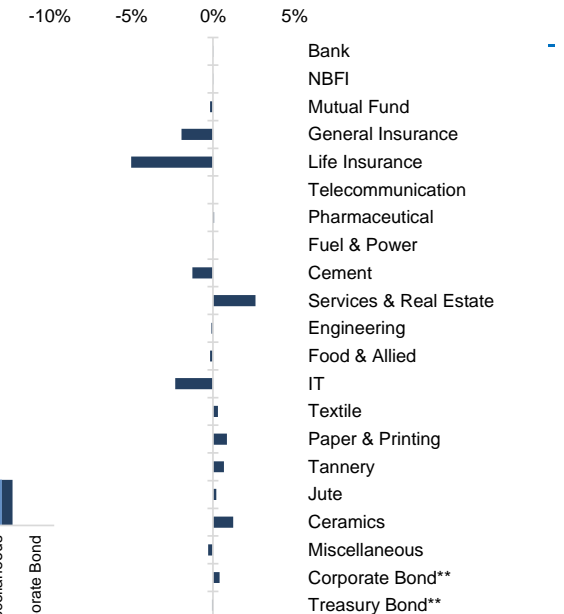


Figure: Sectorial Mcap Change



Market PE 18.4x

Market PB 1.5x

* Market P/E calculation excludes NBL

Fahim Hassan
Research Analyst
(880) 1709636546
fahim.hassan@bracepl.com

HZ Towhidi Khan
Senior Research Associate
(880) 1708805224
hztowhidi.khan@bracepl.com

Sector Index	Closing	Opening	Points Δ	%Δ	No. of Companies	Mcap (BDT Mn)	% of Total Mcap	Turnover (BDT Mn)	% of Total Turnover	PE	PB	Top Twenty Market Cap	Mcap (BDT Mn)	% of Total Mcap	Turnover (BDT Mn)	PE	PB
Bank	1,444	1,443	+0.34	+0.02%	35	680,536	9.0%	93.2	1.0%	11.8x	0.7x	GP	386,996	8.5%	0.6	13.0x	7.2x
NBFI	1,921	1,920	+0.55	+0.03%	23	186,934	2.5%	26.2	0.3%	NM	4.4x	WALTONHIL	317,378	7.0%	0.0	49.1x	3.2x
Mutual Fund	830	832	-1.42	-0.17%	37	37,546	0.5%	21.9	0.2%	NM	0.7x	BATBC	280,098	6.1%	0.7	15.3x	6.9x
General Insurance	3,398	3,464	-66.76	-1.93%	42	99,162	1.3%	551.5	5.8%	18.0x	1.6x	SQURPHARM/	185,977	4.1%	2.2	9.9x	1.7x
Life Insurance	3,227	3,397	-170.57	-5.02%	15	90,192	1.2%	2,664.4	28.2%	NM	NM	ROBI	157,138	3.4%	0.1	85.7x	2.3x
Telecommunication	4,946	4,946	-	-	3	580,232	7.7%	0.8	0.0%	16.9x	4.3x	RENATA	139,689	3.1%	0.2	38.0x	4.6x
Pharmaceutical	3,709	3,706	+2.62	+0.07%	34	719,395	9.5%	875.2	9.3%	19.4x	2.3x	UPGDCL	135,475	3.0%	0.0	16.7x	4.4x
Fuel & Power	1,709	1,709	+0.42	+0.02%	23	450,774	6.0%	502.3	5.3%	23.6x	1.1x	BEXIMCO	103,571	2.3%	0.0	12.0x	1.2x
Cement	2,534	2,567	-32.54	-1.27%	7	121,717	1.6%	235.8	2.5%	31.0x	2.6x	BERGERPBL	82,386	1.8%	4.9	27.4x	6.3x
Services & Real Estate	2,034	1,982	+51.56	+2.60%	8	80,361	1.1%	576.9	6.1%	29.1x	1.0x	LHBL	77,928	1.7%	146.1	14.4x	3.9x
Engineering	4,514	4,518	-4.12	-0.09%	42	529,822	7.0%	673.6	7.1%	72.5x	1.8x	ICB	74,119	1.6%	0.0	NM	1.7x
Food & Allied	21,533	21,572	-38.30	-0.18%	21	398,450	5.3%	866.5	9.2%	20.0x	8.1x	BXPHARMA	65,222	1.4%	0.0	14.6x	1.5x
IT	3,294	3,372	-77.76	-2.31%	11	42,945	0.6%	742.3	7.9%	30.1x	3.1x	BRACBANK	57,596	1.3%	0.2	9.0x	0.9x
Textile	1,629	1,624	+5.12	+0.32%	58	170,575	2.3%	524.0	5.5%	84.0x	1.1x	BEACONPHAR	56,595	1.2%	0.0	80.9x	9.2x
Paper & Printing	10,915	10,823	+92.08	+0.85%	6	42,054	0.6%	302.4	3.2%	40.6x	2.1x	ISLAMIBANK	52,486	1.2%	0.2	8.9x	0.8x
Tannery	3,272	3,250	+21.87	+0.67%	6	34,555	0.5%	224.0	2.4%	49.8x	3.4x	DUTCHBANGL	44,203	1.0%	0.0	7.6x	1.0x
Jute	14,716	14,685	+31.45	+0.21%	3	3,600	0.0%	34.2	0.4%	NM	#####	TITASGAS	40,459	0.9%	0.1	32.0x	0.6x
Ceramics	701	692	+8.54	+1.23%	5	32,403	0.4%	213.1	2.3%	49.6x	1.9x	UNILEVERCL	39,503	0.9%	6.3	44.9x	13.1x
Miscellaneous	4,160	4,172	-12.08	-0.29%	14	226,501	3.0%	316.2	3.3%	16.1x	1.8x	POWERGRID	37,347	0.8%	0.0	NM	0.4x
Corporate Bond**	89	88	+0.36	+0.41%	9	36,540	0.5%	0.9	0.0%	NM	NM	SUMITPOWER	36,308	0.8%	0.1	12.1x	0.9x
Treasury Bond**	93	93	-0.05	-0.05%	252	2,980,384	39.5%	0.9	0.0%	NM	NM						

Top Ten Gainers	Close Price (BDT)	Δ%	Turnover (BDT Mn)	PE	PB	Top Twenty Free Float Mcap (BDT Mn)	% of Total Free Float Mcap	PE	PB	Most Traded Share	Close Price (BDT)	Δ%	Turnover (BDT Mn)	PE	PB	
TILIL	79.2	+10.0%	342.5	NM	NM	SQURPHARMA	121,499	7.1%	9.9x	1.7x	MEGHNALIFE	117.9	-9.9%	556.3	NM	NM
BANGAS	160.7	+10.0%	92.3	NM	7.7x	BATBC	74,086	4.3%	15.3x	6.9x	NAVANAPHAR	117.1	+7.3%	412.5	26.6x	2.9x
LEGACYFOOT	124.9	+9.9%	163.7	NM	14.0x	BEXIMCO	69,196	4.0%	12.0x	1.2x	FAREASTLIF	89.5	+6.2%	409.5	NM	NM
SEAPEARL	217.7	+9.8%	335.3	31.6x	12.6x	RENATA	68,042	4.0%	38.0x	4.6x	SONALILIFE	105.5	-5.4%	392.6	NM	NM
MEGHNACEM	72.1	+9.6%	7.8	61.2x	1.4x	BXPHARMA	45,564	2.6%	14.6x	1.5x	TILIL	79.2	+10.0%	342.5	NM	NM
MONNOCERA	119.9	+8.0%	198.5	NM	1.4x	BEACONPHAR	39,617	2.3%	80.9x	9.2x	SEAPEARL	217.7	+9.8%	335.3	31.6x	12.6x
AIL	84.1	+8.0%	150.5	52.6x	4x	GP	38,700	2.2%	13.0x	7.2x	INTRACO	50.2	+0.4%	264.3	33.4x	3.9x
STANCERAM	128.3	+7.7%	14.4	NM	55.1x	BRACBANK	30,976	1.8%	9.0x	0.9x	RDFOOD	54.3	+0.6%	255.3	44.1x	3.4x
GQBALLPEN	117.9	+7.6%	49.0	NM	1.0x	LHBL	26,980	1.6%	14.4x	3.9x	MONNOCERA	119.9	+8.0%	198.5	NM	1.4x
NAVANAPHAR	117.1	+7.3%	412.5	26.6x	2.9x	EBL	24,998	1.5%	6.9x	0.9x	ADVENT	29.1	-1.4%	178.0	27.5x	1.9x
						OLYMPIC	19,683	1.1%	18.5x	3.1x						
						NBL	19,116	1.1%	NM	0.7x						
						PUBALIBANK	18,314	1.1%	4.6x	0.6x						
						CITYBANK	18,211	1.1%	5.5x	0.8x						
						SEAPEARL	16,847	1.0%	31.6x	12.6x						
						ROBI	15,714	0.9%	85.7x	2.3x						
						ALARABANK	15,220	0.9%	16.1x	1.1x						
						PRIMEBANK	14,248	0.8%	5.5x	0.7x						
						BSRMLTD	14,210	0.8%	NM	0.7x						
						UPGDCL	13,547	0.8%	16.7x	4.4x						
	</															

* NBFI Sector PE calculation methodology has been modified to reflect positive earnings only.
** The base of the Bond Index starts at 100, starting from Jan 13, 2022
Similarly, Treasury Bond Index starts at 100, starting from Oct 10, 2022

Block Trade	Maximum Price (BDT)	Minimum Price (BDT)	Turnover (BDT Mn)	Quantity ('000)	No. of Trade
RUPALILIFE	230.1	219.0	327.4	1,465	16
EMERALDOIL	122.6	122.5	65.3	533	4
PTL	77.0	70.0	47.4	622	12
SPCERAMICS	43.5	40.5	37.6	876	18
BXPHERMA	145.2	134.2	28.0	195	16
MARICO	2,375.0	2,311.0	20.8	9	7
SEAPEARL	204.0	178.5	20.6	109	7
SALVOCHEM	64.4	61.8	19.1	309	5
MONNOAGML	1,025.0	1,015.0	15.0	15	4
BATBC	482.0	479.8	13.5	28	22
AIL	78.3	70.3	13.0	183	2
SQURPHARMA	206.8	204.9	12.8	62	17
AOL	36.7	32.9	12.4	375	8
SONARBAINS	53.8	53.8	11.7	218	2
NAVANAPHAR	112.0	105.0	11.2	102	7
BEXIMCO	108.1	104.2	11.0	102	2
SILVAPHL	20.6	19.5	10.1	510	8
UNIONINS	61.5	58.0	9.9	169	3
BENGALWTL	31.5	31.5	9.5	300	2
MIRAKHTER	60.0	57.0	8.9	150	2
HRTEX	113.0	104.4	8.7	77	2
LRBDL	34.8	31.8	8.4	258	14
Total			859.8		290

Upcoming Corporate Events

DSE Ticker	Right Share	Dividend		Event	Date
		Stock	Cash		
ALARABANK		3.0%	12%	Record Date	12-Jun-23
NBL		0.0%	0%	Record Date	12-Jun-23
GLOBALINS		0.0%	12%	Record Date	13-Jun-23
PROVATIINS		0.0%	12%	Record Date	19-Jun-23
BGIC		0.0%	12%	Record Date	20-Jun-23
DHAKAINS		0.0%	20%	Record Date	22-Jun-23
BERGERPBL		0.0%	400%	Record Date	26-Jun-23
EMERALDOIL		0.0%	2%	Record Date	26-Jun-23
ILFSL		0.0%	0%	Record Date	26-Jun-23
EMERALDOIL		0.0%	5%	Record Date	26-Jun-23
DGIC		0.0%	5%	Record Date	3-Jul-23
PURABIGEN		3.0%	7%	Record Date	10-Jul-23

Important DSE News

RDFOOD

The Company has informed that the Board of Directors has approved to purchase of land measuring 203 decimals at a cost of BDT 406 lac only excluding of registration and other related expenses located at Salaipur Baldipukur, Rangpur. The land will be used for expansion of factory area and construction of building in near future.

JMISMDL

The company has informed that Board of Directors has appointed Mr. Md. Nazrul Islam, former General Manager of Janata Bank and Rupali Bank Limited as new Independent Director of the company in place of Mr. Hemayet Hossain.

BATBC

The company has informed that Amun Mustafiz has resigned as the Director of the company and Nirala Singh has been appointed as the new Director of the company.

Disclaimer: This report has been prepared by BRAC EPL Stock Brokerage Ltd and is provided for information purposes. It is not, under any circumstances, to be used or considered as an offer to sell, or a solicitation of any offer to buy. Reasonable care has been taken to ensure that the information is not untrue and misleading. BRAC EPL Stock Brokerage Ltd makes no representation or warranty as to the accuracy or completeness of such information. All opinions and estimates included in this report constitute our judgment as of this date and are subject to change without notice.