

Daily Market Update

The market closed in red today. The benchmark index DSEX (-0.10%) lost 6.06 points and closed at 5,968.04. The blue-chip index DS30 (-0.24%), the Shariah-based index DSES (-0.08%), and the large-cap index CDSET (-0.19%) closed at 2,051.58, 1,299.80, and 1,125.40 points, respectively. Large-cap sectors posted mixed performance today. Telecommunication booked the highest gain of 0.57%, followed by Fuel & Power (+0.38%), Engineering (+0.35%), Pharmaceutical (-0.15%), Bank (-0.27%), Food & Allied (-0.54%), and NBFI (-0.70%), respectively. Block trades contributed 6.1% of the overall market turnover. Golden Son Ltd. (+1.8%) was the most traded share with a turnover of BDT 279 million.

Index	Closing	Opening	Point Δ	%Δ	YTD Δ%
DSEX	5,968.04	5,974.11	-6.06	-0.10%	-4.5%
DS30	2,051.58	2,056.57	-4.98	-0.24%	-2.0%
DSES	1,299.80	1,300.82	-1.02	-0.08%	-4.7%
CDSET	1,125.40	1,127.54	-2.14	-0.19%	-6.4%

	Advanced	Declined	Unchanged	Total
All Category	165	171	58	394
A Category (Equity)	97	97	37	231
B Category (Equity)	46	46	14	106
N Category (Equity)	1	2	1	4
Z Category (Equity)	21	26	6	53
Mutual Funds	6	16	15	37
Corporate Bonds	2	1	0	3
Treasury Bonds	1	0	0	1

* Based on Traded Scripts

		Today	Last Day	Daily %Δ
Mcap	Mn BDT	6,996,355	7,324,870	-4.5%
	Mn USD	63,603	66,590	
Turnover	Mn BDT	5,146	4,833	+6.5%
	Mn USD	47	44	
Volume	Mn Shares	169	157	+8.0%
No. of Trade		144,407	144,521	-0.1%

* Average Interbank Exchange Rate is BDT 110.00 as of Mar 14, 2024

Fahim Hassan Research Analyst (880) 1709636546 fahim.hassan@bracepl.com	Foysal Ahmed Research Associate (880) 1708805201 foysal.ahmed@bracepl.com
---	---

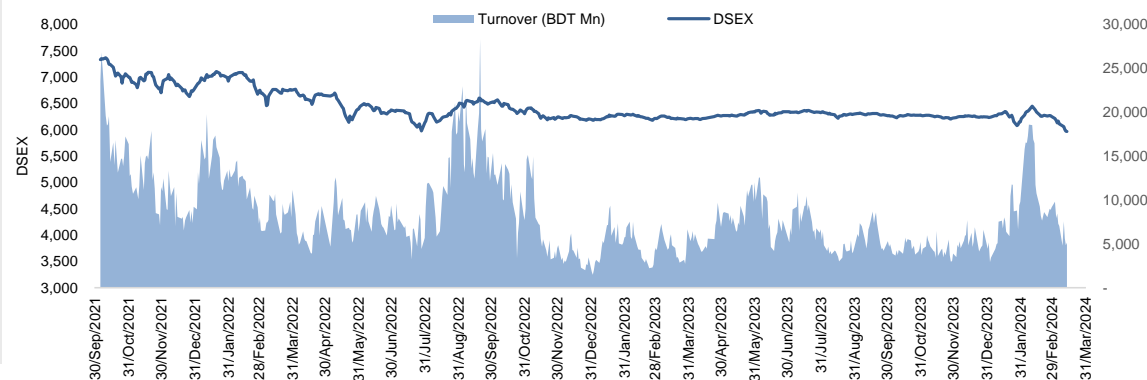


Figure: Sectorial Turnover (BDT Mn)

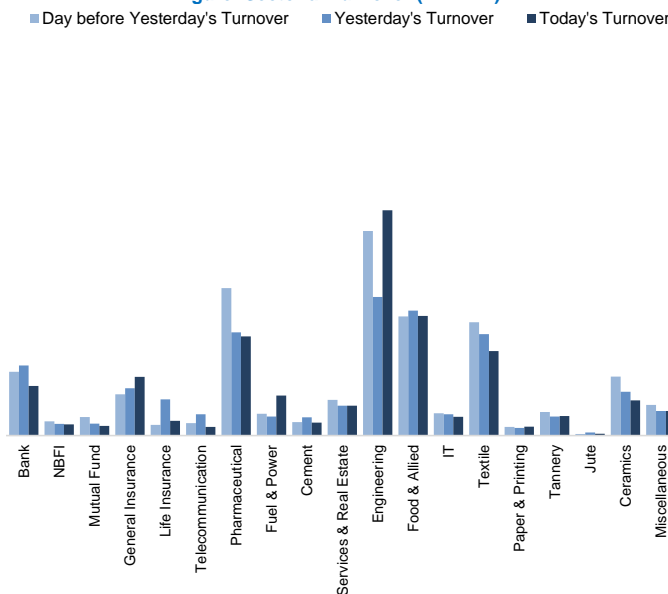
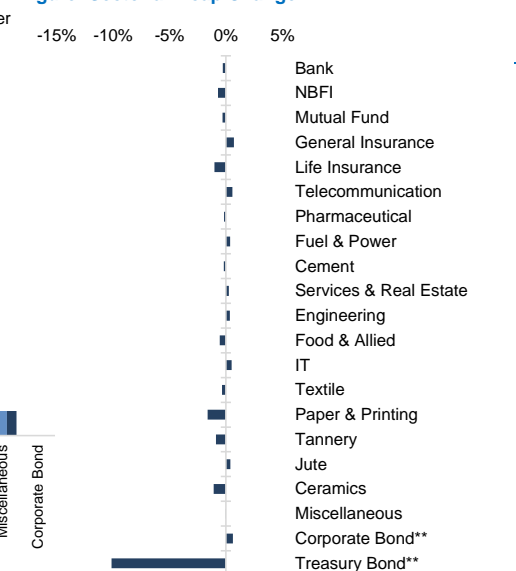


Figure: Sectorial Mcap Change



Market PE 16.9x

Market PB 1.4x

* Market P/E and P/BV calculation excludes Mutual Fund, Life Insurance, and NBL

Sector Index	Closing	Opening	Points Δ	%Δ	No. of Companies	Mcap (BDT Mn)	% of Total Mcap	Turnover (BDT Mn)	% of Total Turnover	PE	PB	Top Twenty Market Cap	Mcap (BDT Mn)	% of Total Mcap	Turnover (BDT Mn)	PE	PB
Bank	1,447	1,451	-3.95	-0.27%	36	681,552	9.8%	274.7	5.7%	12.2x	0.7x	GP	328,528	8.1%	40.6	9.9x	4.9x
NBFI	1,384	1,394	-9.82	-0.70%	23	132,219	1.9%	62.1	1.3%	NM	NM	BATBC	232,200	5.7%	90.3	13.0x	4.3x
Mutual Fund	752	755	-2.19	-0.29%	37	35,178	0.5%	53.4	1.1%	NM	0.7x	WALTONHIL	217,563	5.4%	3.7	19.6x	2.1x
General Insurance	3,572	3,546	+25.31	+0.71%	43	102,583	1.5%	324.5	6.7%	18.8x	1.6x	SQURPHARMA	191,296	4.7%	45.8	9.8x	1.6x
Life Insurance	2,251	2,275	-23.30	-1.02%	15	59,856	0.9%	81.8	1.7%	NM	NM	ROBI	157,138	3.9%	0.4	49.2x	2.4x
Telecommunication	4,399	4,373	+25.07	+0.57%	3	509,132	7.3%	47.7	1.0%	13.2x	3.4x	BEXIMCO	103,842	2.6%	0.0	NM	1.2x
Pharmaceutical	3,471	3,477	-5.36	-0.15%	34	658,463	9.4%	548.3	11.3%	17.9x	2.0x	RENATA	100,612	2.5%	10.9	47.5x	3.2x
Fuel & Power	1,361	1,356	+5.22	+0.38%	23	349,474	5.0%	221.8	4.6%	25.5x	0.8x	UPGDCL	88,635	2.2%	4.6	12.9x	2.9x
Cement	2,586	2,591	-4.94	-0.19%	7	123,349	1.8%	71.4	1.5%	17.2x	2.6x	LHBL	84,432	2.1%	51.0	14.2x	3.8x
Services & Real Estate	1,763	1,759	+4.49	+0.26%	9	97,231	1.4%	165.2	3.4%	24.6x	0.7x	BERGERPBL	83,740	2.1%	0.8	25.7x	6.2x
Engineering	3,525	3,513	+12.16	+0.35%	42	408,135	5.9%	1,246.3	25.8%	18.5x	1.3x	BRACBANK	66,123	1.6%	27.8	8.8x	1.0x
Food & Allied	18,985	19,088	-102.39	-0.54%	21	348,348	5.0%	662.4	13.7%	18.1x	5.7x	BXPBARMA	53,444	1.3%	10.5	10.9x	1.2x
IT	2,985	2,970	+15.46	+0.52%	11	39,421	0.6%	104.5	2.2%	32.8x	2.6x	ICB	53,076	1.3%	0.4	NM	1.2x
Textile	1,432	1,437	-4.98	-0.35%	58	144,329	2.1%	467.4	9.7%	NM	1.0x	ISLAMIBANK	52,486	1.3%	0.0	8.5x	0.7x
Paper & Printing	9,468	9,623	-154.91	-1.61%	6	35,681	0.5%	49.5	1.0%	52.3x	1.7x	BEACONPHAR	51,836	1.3%	19.8	78.5x	8.2x
Tannery	2,798	2,823	-24.75	-0.88%	6	30,698	0.4%	107.7	2.2%	40.5x	2.8x	DUTCHBANGL	41,435	1.0%	1.1	7.5x	0.9x
Jute	19,054	18,977	+76.32	+0.40%	3	4,362	0.1%	10.6	0.2%	NM	NM	BESTHLDNG	40,039	1.0%	98.0	30.4x	0.7x
Ceramics	603	609	-6.60	-1.08%	5	27,024	0.4%	194.7	4.0%	40.8x	1.6x	UNILEVERCL	39,919	1.0%	2.8	41.5x	16.9x
Miscellaneous	4,506	4,506	-0.39	-0.01%	14	243,694	3.5%	136.6	2.8%	39.5x	1.9x	EBL	38,028	0.9%	22.0	6.2x	0.9x
Corporate Bond**	4,192	4,167	+25.49	+0.61%	13	42,646	0.6%	0.2	0.0%	NM	NM	POWERGRID	32,714	0.8%	1.4	NM	0.3x
Treasury Bond**	77	86	-8.70	-10.13%	241	2,903,285	41.6%	0.3	0.0%	NM	NM						

Top Ten Gainers	Close Price (BDT)	Δ%	Turnover (BDT Mn)	PE	PB
ASIATICLAB	38.8	+9.9%	1.8	20.5x	0.8x
LRBDL	26.8	+9.8%	84.3	43.9x	0.7x
GHAIL	19.2	+9.7%	136.5	NM	1.4x
OIMEX	25.1	+9.6%	77.0	NM	8.3x
PLFSL	4.6	+9.5%	3.7	NM	NM
ILFSL	5.9	+9.3%	4.2	NM	NM
BBS	19.5	+8.9%	128.5	NM	1x
DOMINAGE	17.6	+6.7%	86.9	NM	1.0x
CRYSTALINS	103.0	+5.5%	38.8	33.8x	4.0x
AOL	29.0	+5.5%	63.1	18.6x	1.5x

Top Twenty Free Float Mcap	Free Float Mcap (BDT Mn)	% of Total Free Float Mcap	PE	PB
SQURPHARMA	121,789	7.1%	9.8x	1.6x
BATBC	74,086	4.3%	13.0x	4.3x
BEXIMCO	69,196	4.0%	NM	1.2x
RENATA	68,042	4.0%	47.5x	3.2x
BXPBARMA	45,564	2.7%	10.9x	1.2x
GP	38,700	2.3%	9.9x	4.9x
BEACONPHAR	34,036	2.0%	78.5x	8.2x
ISLAMIBANK	33,649	2.0%	8.5x	0.7x
BRACBANK	30,964	1.8%	8.8x	1.0x
LHBL	28,853	1.7%	14.2x	3.8x
NBL	19,116	1.1%	NM	0.8x
PUBALIBANK	18,457	1.1%	4.8x	0.7x
CITYBANK	18,190	1.1%	5.1x	0.7x
OLYMPIC	16,818	1.0%	18.1x	3.0x
ROBI	15,714	0.9%	49.2x	2.4x
BSRMLTD	14,210	0.8%	4.5x	0.6x
PRIMEBANK	13,962	0.8%	5.4x	0.7x
UPGDCL	13,547	0.8%	12.9x	2.9x
SUMITPOWER	13,369	0.8%	11.9x	0.6x
ALARABANK	13,112	0.8%	12.6x	1.1x

Most Traded Share	Close Price (BDT)	Δ%	Turnover (BDT Mn)	PE	PB
GOLDENSON	23.2	+1.8%	278.7	NM	1.2x
SSSTEEL	16.2	+1.3%	273.3	NM	0.7x
FUWANGCER	25.4	-5.2%	172.2	94.1x	2.1x
ORIONINFU	589.7	-1.2%	163.6	NM	40.6x
LOVELLO	53.7	-3.9%	151.3	49.7x	4.3x
GHAIL	19.2	+9.7%	136.5	NM	1.4x
BBS	19.5	+8.9%	128.5	NM	1.2x
KARNAPHULI	44.5	-9.6%	120.5	26.3x	2.1x
FORTUNE	49.4	-2.9%	101.4	47.3x	3.2x
CENTRALPHL	26.0	-3.7%	99.2	NM	4.8x

Top Ten Losers	Close Price (BDT)	Δ%	Turnover (BDT Mn)	PE	PB
KARNAPHULI	44.5	-9.6%	120.5	26.3x	2.1x
KPPL	28.9	-6.2%	14.0	NM	NM
FUWANGCER	25.4	-5.2%	172.2	94.1x	2.1x
ICBIBANK	4.1	-4.7%	1.4	NM	NM
ACFTABAUO	50.3	-4.6%	79.3	NM	1.0x
MONNOFABR	26.2	-4.4%	74.1	NM	1.0x
ARAMIT	267.4	-4.2%	9.3	NM	1.9x
GEMINISEA	336.6	-4.1%	36.5	38.6x	17.2x
FIRSTFIN	4.7	-4.1%	0.1	NM	NM
LOVELLO	53.7	-3.9%	151.3	49.7x	4.3x

* NBFI Sector PE calculation methodology has been modified to reflect positive earnings only.
** The base of the Bond index starts at 100, starting from Jan 13, 2022
Similarly, Treasury Bond Index starts at 100, starting from Oct 10, 2022

Block Trade	Maximum Price (BDT)	Minimum Price (BDT)	No. of Trade	Quantity ('000)	Turnover (BDT Mn)
RENATA	954.1	850.0	2.0	151	128.07
KARNAPHULI	54.1	49.9	5.0	905	45.53
BDFINANCE	22.7	22.7	1.0	1,000	22.70
RUPALILIFE	140.0	134.0	2.0	128	17.25
CENTRALINS	61.5	61.5	1.0	270	16.61
QUASEMIND	40.2	40.2	1.0	301	12.10
SONALIPAPR	578.7	578.0	3.0	15	8.38
BEXIMCO	126.9	104.1	6.0	68	8.20
ANLIMAYARN	46.0	46.0	1.0	167	7.66
RDFOOD	38.0	38.0	1.0	175	6.65

Block Trade	Maximum Price (BDT)	Minimum Price	Turnover (BDT Mn)	Quantity ('000)	No. of Trade
RENATA	954.1	850.0	128.1	151	2
KARNAPHULI	54.1	49.9	45.5	905	5
BDFINANCE	22.7	22.7	22.7	1,000	1
RUPALILIFE	140.0	134.0	17.3	128	2
CENTRALINS	61.5	61.5	16.6	270	1
QUASEMIND	40.2	40.2	12.1	301	1
SONALIPAPR	578.7	578.0	8.4	15	3
BEXIMCO	126.9	104.1	8.2	68	6
ANLIMAYARN	46.0	46.0	7.7	167	1
RDFOOD	38.0	38.0	6.7	175	1
NAVANAPHAR	80.0	80.0	5.3	66	1
BATBC	450.0	420.0	4.9	11	3
CITYGENINS	72.0	72.0	4.8	66	2
FUWANGCER	29.4	29.0	4.1	139	2
PADMAOIL	191.0	191.0	3.8	20	3
SANDHANINS	26.0	26.0	2.6	100	1
PARAMOUNT	52.0	52.0	2.1	40	2
JAMUNABANK	19.7	19.7	2.0	100	1
BEACHHATCH	66.8	58.5	2.0	33	2
ROBI	27.9	27.5	1.6	56	3
GP	241.5	241.5	1.2	5	1
AGNISYSL	29.9	29.9	1.2	39	1
Total			315.1		57

Upcoming Corporate Events

DSE Ticker	Right Share	Dividend		Event	Date
		Stock	Cash		
ROBI		0.0%	10%	Record Date	18-Mar-24
UNITEDINS		0.0%	10%	Record Date	21-Mar-24
LHBL		0.0%	50%	Record Date	24-Mar-24
EASTLAND		0.0%	10%	Record Date	2-Apr-24
UNILEVERCL		0.0%	300%	Record Date	2-Apr-24
IDLC		0.0%	15%	Record Date	4-Apr-24
DBH		0.0%	15%	Record Date	9-Apr-24

Important DSE News

UCB

The company has informed that the Board of Directors of the company has decided to increase the Authorized Capital of United Commercial Bank PLC from BDT 1500,00,00,000.00 (Fifteen Hundred Crore) to BDT 2500,00,00,000.00 (Twenty-Five Hundred Crore) subject to approval of regulatory authorities and approval of the shareholders in the 41st Annual General Meeting of the Bank.

EMERALDOIL

Minori Bangladesh Ltd., a Corporate Director of the Company, has expressed its intention to sell 10,00,000 shares out of its holding of 3,62,25,004 shares of the Company at prevailing market price (In the Block Market) through Dhaka Stock Exchange PLC. (DSE) within April 30, 2024.

Disclaimer: This report has been prepared by BRAC EPL Stock Brokerage Ltd and is provided for information purposes. It is not, under any circumstances, to be used or considered as an offer to sell, or a solicitation of any offer to buy. Reasonable care has been taken to ensure that the information is not untrue and misleading. BRAC EPL Stock Brokerage Ltd makes no representation or warranty as to the accuracy or completeness of such information. All opinions and estimates included in this report constitute our judgment as of this date and are subject to change without notice.