

Daily Market Update

The market closed in red today. The benchmark index DSEX (-1.17%) lost 69.81 points and closed at 5,898.24. The blue-chip index DS30 (-0.44%), the Shariah-based index DSES (-1.04%), and the large-cap index CDSET (-0.65%) closed at 2,042.62, 1,286.25, and 1,118.08 points, respectively. All the large-cap sectors posted negative performance today. NBF1 experienced the highest loss of 2.76% followed by Engineering (-1.79%), Food & Allied (-1.76%), Fuel & Power (-1.16%), Pharmaceutical (-0.93%), Bank (-0.80%), and Telecommunication (-0.01%), respectively. Block trades contributed 1.2% of the overall market turnover. Golden Son Ltd. (-9.1%) was the most traded share with a turnover of BDT 200 million.

Index	Closing	Opening	Point Δ	%Δ	YTD %Δ
DSEX	5,898.24	5,968.04	-69.81	-1.17%	-5.6%
DS30	2,042.62	2,051.58	-8.96	-0.44%	-2.4%
DSES	1,286.25	1,299.80	-13.55	-1.04%	-5.7%
CDSET	1,118.08	1,125.40	-7.32	-0.65%	-7.0%

	Advanced	Declined	Unchanged	Total
All Category	34	330	32	396
A Category (Equity)	20	189	21	230
B Category (Equity)	10	91	4	105
N Category (Equity)	1	6	1	8
Z Category (Equity)	3	44	6	53
Mutual Funds	1	30	6	37
Corporate Bonds	1	4	1	6
Treasury Bonds	0	0	0	0

* Based on Traded Scripts

		Today	Last Day	Daily %Δ
Mcap	Mn BDT	7,273,645	6,996,355	+4.0%
	Mn USD	66,124	63,603	
Turnover	Mn BDT	4,867	5,146	-5.4%
	Mn USD	44	47	
Volume	Mn Shares	171	169	+0.9%
No. of Trade		152,589	144,407	+5.7%

* Average Interbank Exchange Rate is BDT 110.00 as of Mar 18, 2024

Fahim Hassan
 Research Analyst

(880) 1709636546

fahim.hassan@bracepl.com

Foysal Ahmed
 Research Associate

(880) 1708805201

foysal.ahmed@bracepl.com

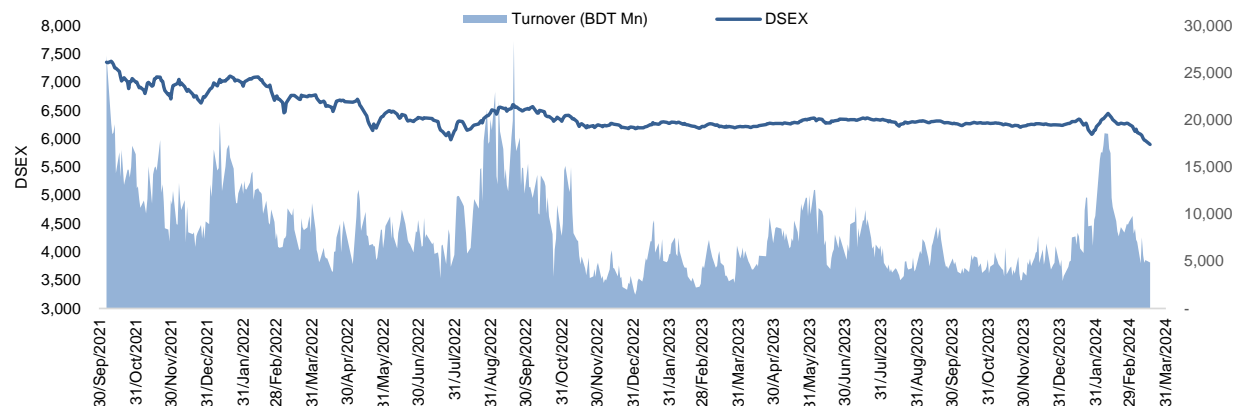


Figure: Sectorial Turnover (BDT Mn)

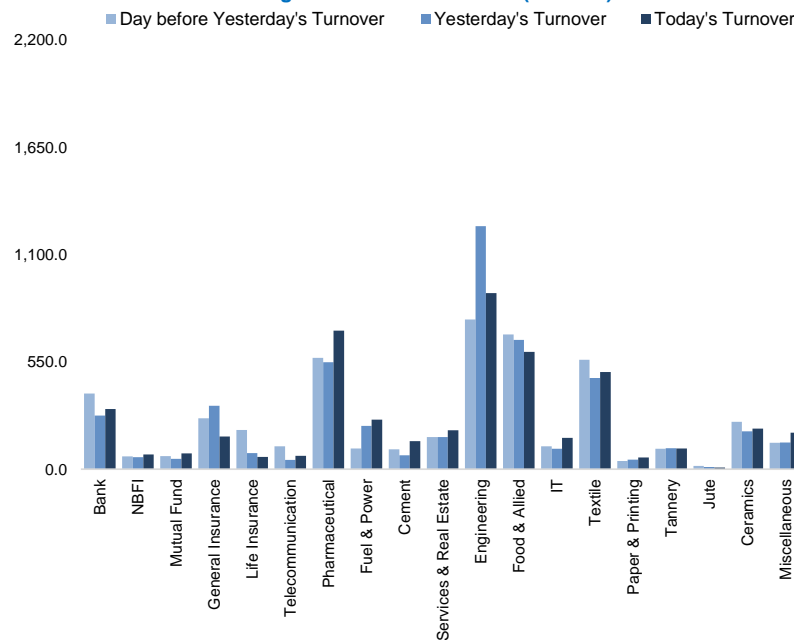
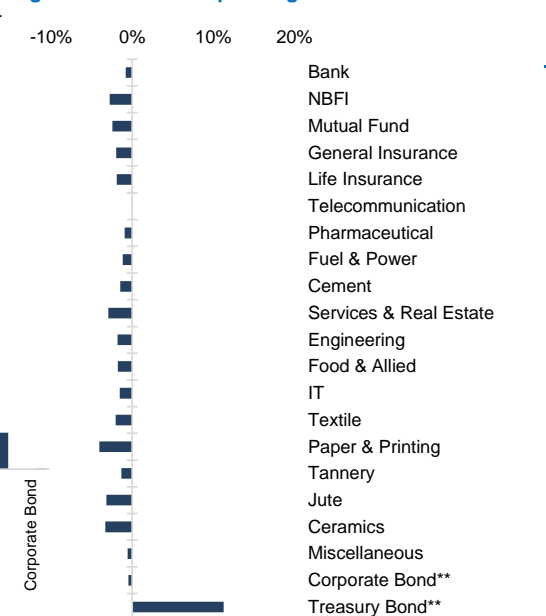


Figure: Sectorial Mcap Change



Market PE 16.7x

Market PB 1.4x

* Market P/E and P/BV calculation excludes Mutual Fund, Life Insurance, and NBL

Sector Index	Closing	Opening	Points Δ	%Δ	No. of Companies	Mcap (BDT Mn)	% of Total Mcap	Turnover (BDT Mn)	% of Total Turnover	PE	PB	Top Twenty Market Cap	Mcap (BDT Mn)	% of Total Mcap	Turnover (BDT Mn)	PE	PB
Bank	1,430	1,441	-11.56	-0.80%	36	676,084	9.3%	309.1	6.4%	12.1x	0.7x	GP	328,798	8.2%	60.1	9.9x	4.9x
NBFI	1,311	1,348	-37.26	-2.76%	23	128,566	1.8%	75.5	1.6%	NM	NM	BATBC	228,312	5.7%	88.8	12.8x	4.3x
Mutual Fund	733	751	-18.23	-2.43%	37	34,324	0.5%	81.5	1.7%	NM	0.7x	WALTONHIL	214,988	5.4%	1.7	19.4x	2.1x
General Insurance	3,466	3,535	-69.24	-1.96%	43	100,978	1.4%	167.7	3.5%	18.5x	1.6x	SQURPHARMA	191,030	4.8%	62.6	9.7x	1.6x
Life Insurance	2,158	2,200	-41.55	-1.89%	15	58,726	0.8%	63.3	1.3%	NM	NM	ROBI	157,138	3.9%	0.0	49.2x	2.4x
Telecommunication	4,420	4,421	-0.38	-0.01%	3	509,089	7.0%	69.0	1.4%	13.2x	3.4x	BEXIMCO	103,842	2.6%	0.0	NM	1.2x
Pharmaceutical	3,428	3,460	-32.13	-0.93%	34	652,349	9.0%	710.8	14.8%	17.8x	2.0x	RENATA	99,040	2.5%	22.9	46.8x	3.1x
Fuel & Power	1,344	1,360	-15.78	-1.16%	23	345,420	4.8%	253.9	5.3%	25.2x	0.8x	UPGDCL	85,853	2.1%	2.2	12.5x	2.8x
Cement	2,540	2,577	-37.66	-1.46%	7	121,547	1.7%	143.9	3.0%	17.0x	2.5x	LHBL	83,851	2.1%	123.4	14.1x	3.8x
Services & Real Estate	1,705	1,757	-51.92	-2.95%	9	94,358	1.3%	199.8	4.2%	23.9x	0.7x	BERGERPBL	83,253	2.1%	2.9	25.6x	6.2x
Engineering	3,419	3,481	-62.37	-1.79%	42	400,822	5.5%	902.0	18.8%	18.2x	1.3x	BRACBANK	67,571	1.7%	24.7	9.0x	1.0x
Food & Allied	18,803	19,140	-336.64	-1.76%	21	342,221	4.7%	601.7	12.5%	17.7x	5.6x	BXPHERMA	53,310	1.3%	32.3	10.8x	1.2x
IT	2,947	2,993	-45.47	-1.52%	11	38,822	0.5%	160.6	3.3%	32.3x	2.5x	ISLAMIBANK	52,486	1.3%	0.0	8.5x	0.7x
Textile	1,374	1,402	-28.62	-2.04%	58	141,383	1.9%	498.1	10.4%	NM	1.0x	ICB	51,602	1.3%	1.6	NM	1.2x
Paper & Printing	9,026	9,408	-381.49	-4.06%	6	41,041	0.6%	59.4	1.2%	60.2x	2.0x	BEACONPHAR	51,190	1.3%	87.9	77.5x	8.1x
Tannery	2,704	2,741	-36.22	-1.32%	6	30,292	0.4%	106.0	2.2%	39.9x	2.8x	DUTCHBANGL	41,211	1.0%	6.2	7.5x	0.9x
Jute	18,176	18,772	-596.47	-3.18%	3	4,223	0.1%	9.0	0.2%	NM	NM	UNILEVERCL	39,225	1.0%	1.8	40.8x	16.7x
Ceramics	568	588	-19.55	-3.33%	5	26,125	0.4%	208.3	4.3%	39.4x	1.5x	BESTHLDNG	38,344	1.0%	118.5	29.1x	0.7x
Miscellaneous	4,449	4,474	-24.67	-0.55%	14	242,350	3.3%	187.6	3.9%	39.3x	1.9x	EBL	37,907	0.9%	5.6	6.2x	0.9x
Corporate Bond**	4,230	4,250	-20.03	-0.47%	13	42,445	0.6%	2.3	0.0%	NM	NM	POWERGRID	32,572	0.8%	1.3	NM	0.3x
Treasury Bond**	87	78	+8.78	+11.28%	241	3,230,898	44.5%	0.0	0.0%	NM	NM						

Top Ten Gainers	Close Price (BDT)	Δ%	Turnover (BDT Mn)	PE	PB	Top Twenty Free Float Mcap	Free Float Mcap (BDT Mn)	% of Total Free Float Mcap	PE	PB	Most Traded Share	Close Price (BDT)	Δ%	Turnover (BDT Mn)	PE	PB
ASIATICLAB	42.6	+9.8%	8.1	22.5x	0.8x	SQURPHARMA	121,789	7.1%	9.7x	1.6x	GOLDENSON	21.1	-9.1%	199.8	NM	1.1x
PLFSL	5.0	+8.7%	2.0	NM	NM	BATBC	74,086	4.3%	12.8x	4.3x	FUWANGCER	24.0	-5.5%	185.1	88.9x	2.0x
BARKAPOWER	17.5	+8.7%	37.2	10.5x	0.8x	BEXIMCO	69,196	4.0%	NM	1.2x	GHAIL	19.4	+1.0%	151.0	NM	1.5x
BPPL	20.0	+8.1%	32.9	20.2x	0.7x	RENATA	68,042	4.0%	46.8x	3.1x	LOVELLO	50.9	-5.2%	146.9	47.1x	4.1x
ADNTEL	121.8	+4.5%	26.2	NM	4.0x	BXPHERMA	45,564	2.7%	10.8x	1.2x	CENTRALPHL	25.9	-0.4%	124.2	NM	4.8x
WMSHIPYARD	14.0	+4.5%	62.1	NM	0.7x	GP	38,700	2.3%	9.9x	4.9x	LHBL	72.2	-0.7%	123.4	14.1x	3.8x
BANGAS	123.6	+3.9%	23.2	NM	6x	BEACONPHAR	34,036	2.0%	77.5x	8.1x	BESTHLDNG	36.2	-4.2%	118.5	29.1x	0.7x
KARNAPHULI	45.8	+2.9%	28.1	27.1x	2.2x	ISLAMIBANK	33,649	2.0%	8.5x	0.7x	SSSTEEL	15.0	-7.4%	115.6	NM	0.6x
DOREENPWR	39.5	+2.9%	9.3	7.3x	0.7x	BRACBANK	30,964	1.8%	9.0x	1.0x	AIL	92.8	-2.0%	94.3	44.2x	3.8x
IBNSINA	266.8	+2.5%	3.7	12.8x	2.6x	LHBL	28,853	1.7%	14.1x	3.8x	AFTABAUTO	46.1	-8.3%	94.2	NM	0.9x

Top Ten Losers	Close Price (BDT)	Δ%	Turnover (BDT Mn)	PE	PB	Block Trade	Maximum Price (BDT)	Minimum Price (BDT)	No. of Trade	Quantity ('000)	Turnover (BDT Mn)
GOLDENSON	21.1	-9.1%	199.8	NM	1.1x	ATLASBANG	72.8	72.8	2.0	200	14.56
KPPL	26.3	-9.0%	21.7	NM	NM	LOVELLO	50.1	48.5	2.0	131	6.47
AFTABAUTO	46.1	-8.3%	94.2	NM	0.9x	UNIONBANK	8.6	8.6	1.0	700	6.02
HRTEX	84.8	-7.8%	15.0	NM	2.0x	CITYGENINS	72.5	72.5	1.0	50	3.63
SSSTEEL	15.0	-7.4%	115.6	NM	0.6x	ANLIMAYARN	46.9	45.0	2.0	74	3.36
ORIONINFU	546.4	-7.3%	88.5	NM	37.6x	ADNTEL	122.0	122.0	2.0	25	2.99
CAPMBDBLMF	7.8	-7.1%	0.6	NM	0.9x	EMERALDOIL	77.0	77.0	1.0	30	2.31
MONOSPOOL	175.0	-6.8%	8.5	65.5x	10.2x	ABBANK	10.7	10.7	2.0	215	2.30
UNIONCAP	8.6	-6.5%	4.8	NM	NM	ORIONPHARM	77.7	77.6	2.0	23	1.80
TUNGHAI	4.3	-6.5%	0.5	NM	NM	BESTHLDNG	41.4	41.4	1.0	41	1.68

* NBFI Sector PE calculation methodology has been modified to reflect positive earnings only.

** The base of the Bond index starts at 100, starting from Jan 13, 2022.

Similarly, Treasury Bond Index starts at 100, starting from Oct 10, 2022

Block Trade	Maximum Price (BDT)	Minimum Price	Turnover (BDT Mn)	Quantity ('000)	No. of Trade
ATLASBANG	72.8	72.8	14.6	200	2
LOVELLO	50.1	48.5	6.5	131	2
UNIONBANK	8.6	8.6	6.0	700	1
CITYGENINS	72.5	72.5	3.6	50	1
ANLIMAYARN	46.9	45.0	3.4	74	2
ADNTEL	122.0	122.0	3.0	25	2
EMERALDOIL	77.0	77.0	2.3	30	1
AB BANK	10.7	10.7	2.3	215	2
ORIONPHARM	77.7	77.6	1.8	23	2
BESTHLDNG	41.4	41.4	1.7	41	1
GLDNJMF	11.8	11.8	1.5	130	1
HRTEX	101.2	101.2	1.3	13	1
GOLDENSON	23.2	23.2	1.3	55	1
ICBSONALI1	10.1	10.1	1.3	125	1
CENTRALINS	63.0	55.6	1.2	20	2
CVOPRL	161.0	161.0	1.0	6	1
IMAMBUTTON	162.0	162.0	0.9	6	1
UNIQUEHRL	64.0	64.0	0.7	11	1
ORIONINFU	560.0	560.0	0.7	1	1
NRBBANK	10.6	10.6	0.6	60	1
AFTABAUTO	55.3	55.3	0.6	10	1
INTRACO	43.8	43.8	0.5	12	1
Total			57.2		30

Upcoming Corporate Events

DSE Ticker	Right Share	Dividend		Event	Date
		Stock	Cash		
UNITEDINS		0.0%	10%	Record Date	21-Mar-24
LHBL		0.0%	50%	Record Date	24-Mar-24
EASTLAND		0.0%	10%	Record Date	2-Apr-24
UNILEVERCL		0.0%	300%	Record Date	2-Apr-24
IDLC		0.0%	15%	Record Date	4-Apr-24
DBH		0.0%	15%	Record Date	9-Apr-24

Important DSE News

EXIMBANK

The company has informed that the Board of Directors of the company has decided to carry out the amalgamation of Padma Bank PLC. with Export Import Bank of Bangladesh Limited through merger subject to compliance of all formalities and approval of regulatory authorities.

ROBI

As per BSEC Order No. BSEC/Surveillance/2020-975/211 dated February 06, 2024, the floor price of the company will be withdrawn after record date i.e. March 18, 2024 with effect from March 19, 2024. However, upper limit and lower limit of the circuit breaker will be applicable as per the Commission's Order No. BSEC/Surveillance/2020-975/219 dated June 17, 2021.

Disclaimer: This report has been prepared by BRAC EPL Stock Brokerage Ltd and is provided for information purposes. It is not, under any circumstances, to be used or considered as an offer to sell, or a solicitation of any offer to buy. Reasonable care has been taken to ensure that the information is not untrue and misleading. BRAC EPL Stock Brokerage Ltd makes no representation or warranty as to the accuracy or completeness of such information. All opinions and estimates included in this report constitute our judgment as of this date and are subject to change without notice.