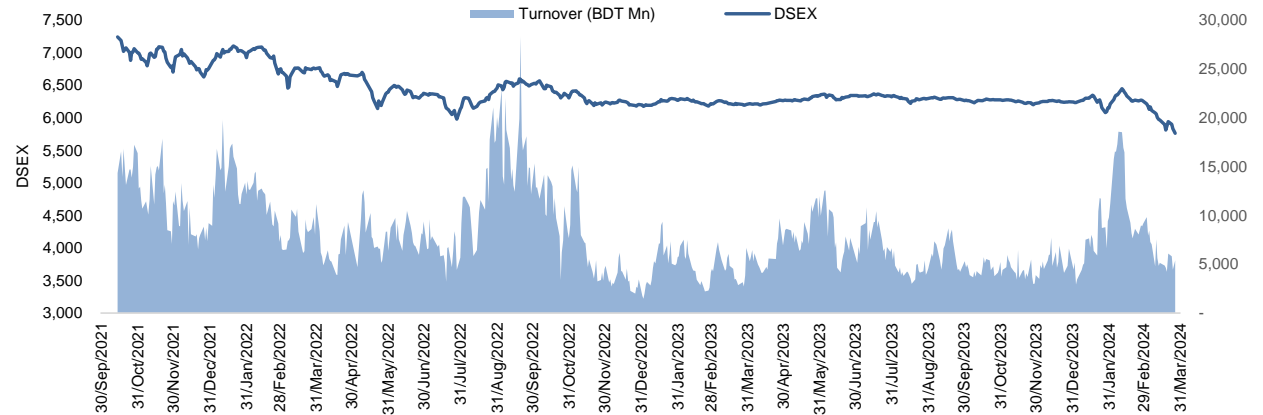


## Daily Market Update

The market closed in red today. The benchmark index DSEX (-1.23%) lost 71.71 points and closed at 5,762.68. The blue-chip index DS30 (-0.63%), the Shariah-based index DSES (-1.17%), and the large-cap index CDSET (-0.82%) closed at 2,012.07, 1,252.35, and 1,095.34 points, respectively. All the large-cap sectors posted negative performance today. Food & Allied experienced the highest loss of 2.21% followed by NBF1 (-1.87%), Engineering (-1.49%), Pharmaceutical (-1.38%), Fuel & Power (-1.01%), Telecommunication (-0.96%), and Bank (-0.72%), respectively. Block trades contributed 8.8% of the overall market turnover. Central Pharmaceuticals Limited (+6.1%) was the most traded share with a turnover of BDT 327 million.



Index	Closing	Opening	Point Δ	%Δ	YTD %Δ
DSEX	5,762.68	5,834.39	-71.71	-1.23%	-7.7%
DS30	2,012.07	2,024.93	-12.85	-0.63%	-3.9%
DSES	1,252.35	1,267.17	-14.82	-1.17%	-8.2%
CDSET	1,095.34	1,104.38	-9.04	-0.82%	-8.9%

	Advanced	Declined	Unchanged	Total
All Category	38	321	37	396
A Category (Equity)	27	177	31	235
B Category (Equity)	8	93	4	105
N Category (Equity)	0	4	0	4
Z Category (Equity)	3	47	2	52
Mutual Funds	4	22	11	37
Corporate Bonds	2	1	2	5
Treasury Bonds	0	0	0	0

\* Based on Traded Scripts

		Today	Last Day	Daily %Δ
Mcap	Mn BDT	6,791,977	6,837,008	-0.7%
	Mn USD	61,745	62,155	
Turnover	Mn BDT	5,388	4,455	+20.9%
	Mn USD	49	41	
Volume	Mn Shares	161	136	+18.7%
No. of Trade		154,706	142,137	+8.8%

\* Average Interbank Exchange Rate is BDT 110.00 as of Mar 27, 2024

<b>Fahim Hassan</b> Research Analyst (880) 1709636546 fahim.hassan@bracepl.com	<b>Foysal Ahmed</b> Research Associate (880) 1708805201 foysal.ahmed@bracepl.com
---	---

Figure: Sectorial Turnover (BDT Mn)

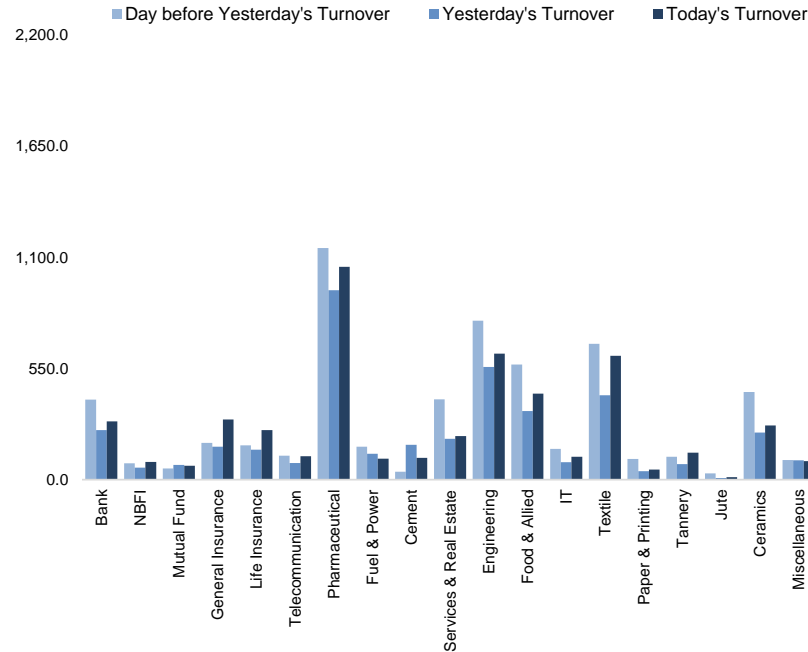
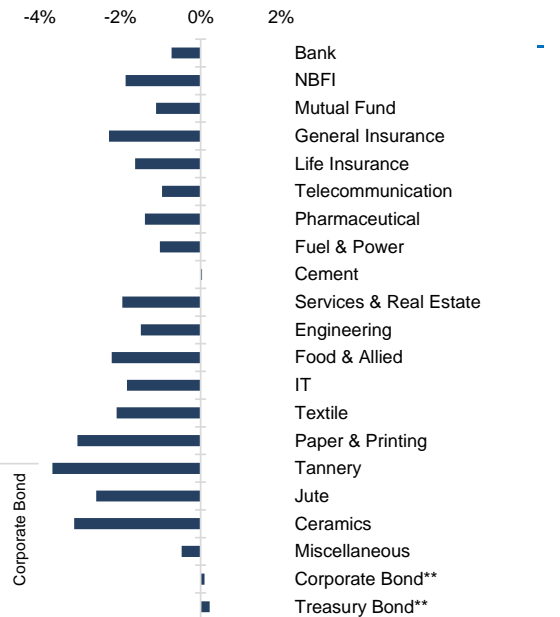


Figure: Sectorial Mcap Change



Market PE 16.3x

Market PB 1.4x

\* Market P/E and P/BV calculation excludes Mutual Fund, Life Insurance, and NBL

Sector Index	Closing	Opening	Points Δ	%Δ	No. of Companies	Mcap (BDT Mn)	% of Total Mcap	Turnover (BDT Mn)	% of Total Turnover	PE	PB	Top Twenty Market Cap	Mcap (BDT Mn)	% of Total Mcap	Turnover (BDT Mn)	PE	PB
Bank	1,423	1,433	-10.38	-0.72%	36	670,266	9.9%	288.6	5.9%	12.0x	0.7x	GP	322,317	8.3%	39.4	9.7x	4.8x
NBFI	1,275	1,299	-24.26	-1.87%	23	121,807	1.8%	87.8	1.8%	NM	NM	BATBC	217,512	5.6%	55.0	12.2x	4.1x
Mutual Fund	719	727	-8.04	-1.11%	37	33,614	0.5%	69.4	1.4%	NM	0.6x	WALTONHIL	208,384	5.3%	4.7	18.8x	2.0x
General Insurance	3,377	3,456	-78.82	-2.28%	43	97,365	1.4%	297.5	6.1%	17.8x	1.5x	SQURPHARMA	192,980	4.9%	58.3	9.8x	1.6x
Life Insurance	2,156	2,192	-35.68	-1.63%	15	57,324	0.8%	244.8	5.0%	NM	NM	ROBI	139,329	3.6%	73.6	43.6x	2.1x
Telecommunication	4,182	4,222	-40.35	-0.96%	3	484,040	7.1%	116.0	2.4%	12.6x	3.3x	BEXIMCO	103,842	2.7%	0.0	NM	1.2x
Pharmaceutical	3,342	3,389	-46.84	-1.38%	33	633,888	9.3%	1,053.1	21.4%	17.3x	1.9x	RENATA	91,207	2.3%	11.5	43.1x	2.9x
Fuel & Power	1,310	1,323	-13.39	-1.01%	23	336,229	5.0%	103.1	2.1%	24.5x	0.8x	UPGDCL	82,780	2.1%	0.5	12.1x	2.7x
Cement	2,464	2,463	+0.87	+0.04%	7	117,509	1.7%	108.1	2.2%	16.4x	2.4x	BERGERPBL	82,191	2.1%	2.1	25.3x	6.1x
Services & Real Estate	1,679	1,713	-33.28	-1.94%	9	92,610	1.4%	215.5	4.4%	23.4x	0.7x	LHBL	79,670	2.0%	83.5	13.4x	3.6x
Engineering	3,347	3,398	-50.52	-1.49%	42	387,596	5.7%	623.9	12.7%	17.6x	1.3x	BRACBANK	65,801	1.7%	17.6	8.8x	1.0x
Food & Allied	17,906	18,310	-404.61	-2.21%	21	328,542	4.8%	425.8	8.7%	17.0x	5.4x	ISLAMIBANK	52,486	1.3%	0.0	8.5x	0.7x
IT	2,822	2,874	-52.74	-1.83%	11	37,264	0.5%	113.7	2.3%	31.0x	2.4x	BXPBARMA	51,035	1.3%	18.2	10.4x	1.1x
Textile	1,352	1,381	-28.87	-2.09%	58	136,265	2.0%	613.1	12.5%	NM	0.9x	ICB	48,913	1.3%	1.0	NM	1.1x
Paper & Printing	8,888	9,170	-281.11	-3.07%	6	40,158	0.6%	50.6	1.0%	58.9x	1.9x	BEACONPHAR	46,362	1.2%	35.9	70.2x	7.3x
Tannery	2,612	2,712	-99.89	-3.68%	6	28,655	0.4%	133.2	2.7%	37.8x	2.6x	DUTCHBANGL	40,762	1.0%	1.3	7.4x	0.9x
Jute	18,129	18,613	-483.33	-2.60%	3	4,150	0.1%	12.3	0.3%	NM	NM	UNILEVERCL	38,722	1.0%	4.0	40.3x	16.4x
Ceramics	580	599	-18.83	-3.15%	5	25,989	0.4%	267.8	5.4%	39.2x	1.5x	EBL	38,632	1.0%	24.0	6.3x	1.0x
Miscellaneous	4,443	4,465	-21.16	-0.47%	15	241,589	3.6%	91.0	1.9%	39.2x	1.9x	BESTHLDNG	38,556	1.0%	139.3	29.3x	0.7x
Corporate Bond**	4,259	4,255	+4.18	+0.10%	16	42,692	0.6%	0.2	0.0%	NM	NM	POWERGRID	31,716	0.8%	2.5	NM	0.3x
Treasury Bond**	76	76	+0.17	+0.23%	238	2,863,992	42.2%	0.0	0.0%	NM	NM						

Top Ten Gainers	Close Price (BDT)	Δ%	Turnover (BDT Mn)	PE	PB	Top Twenty Free Float Mcap	Free Float Mcap (BDT Mn)	% of Total Free Float Mcap	PE	PB	Most Traded Share	Close Price (BDT)	Δ%	Turnover (BDT Mn)	PE	PB
CENTRALPHL	31.1	+6.1%	327.2	NM	5.7x	SQURPHARMA	121,789	7.1%	9.8x	1.6x	CENTRALPHL	31.1	+6.1%	327.2	NM	5.7x
TAKAFULINS	38.4	+4.9%	0.1	27.4x	2.0x	BATBC	74,086	4.3%	12.2x	4.1x	ASIATICLAB	47.5	-6.9%	304.9	25.1x	0.9x
RELIANCE1	15.8	+3.9%	25.1	NM	1.5x	BEXIMCO	69,196	4.0%	NM	1.2x	AIL	95.9	+1.6%	248.6	45.7x	4.0x
BDTHAI	26.4	+3.9%	108.5	NM	1.0x	RENATA	68,042	4.0%	43.1x	2.9x	FUWANGCER	24.7	-1.6%	163.8	91.5x	2.1x
NEWLINE	44.9	+3.9%	0.4	23.8x	1.8x	BXPBARMA	45,564	2.7%	10.4x	1.1x	BESTHLDNG	36.4	-2.4%	139.3	29.3x	0.7x
CITYGENINS	79.1	+2.9%	114.2	26.2x	3.9x	GP	38,700	2.3%	9.7x	4.8x	GOLDENSON	21.6	+1.9%	129.3	NM	1.1x
ICBAGRANI1	8.5	+2.4%	3.8	NM	1x	BEACONPHAR	34,036	2.0%	70.2x	7.3x	FORTUNE	42.2	-6.6%	121.6	40.4x	2.7x
PTL	72.7	+2.3%	26.9	11.0x	1.9x	ISLAMIBANK	33,649	2.0%	8.5x	0.7x	CITYGENINS	79.1	+2.9%	114.2	26.2x	3.9x
AIBL1STIMF	9.6	+2.1%	5.5	NM	1.0x	BRACBANK	30,964	1.8%	8.8x	1.0x	BDTHAI	26.4	+3.9%	108.5	NM	1.0x
KARNAPHULI	41.0	+2.0%	31.7	24.3x	1.9x	LHBL	28,853	1.7%	13.4x	3.6x	SPCERAMICS	38.9	-2.5%	95.4	NM	1.3x

Top Ten Losers	Close Price (BDT)	Δ%	Turnover (BDT Mn)	PE	PB	Top Twenty Free Float Mcap	Free Float Mcap (BDT Mn)	% of Total Free Float Mcap	PE	PB	Block Trade	Maximum Price (BDT)	Minimum Price (BDT)	No. of Trade	Quantity ('000)	Turnover (BDT Mn)
IPDC	23.5	-9.3%	25.6	19.1x	1.3x	PUBALIBANK	18,457	1.1%	4.6x	0.6x	SONALIPAPR	529.0	492.0	3.0	265	131.64
CRYSTALINS	103.5	-8.9%	12.4	37.3x	4x	CITYBANK	18,190	1.1%	5.3x	0.7x	AIL	95.0	88.0	19.0	1,176	106.23
ETL	12.9	-8.5%	26.9	26.9x	1.0x	OLYMPIC	16,818	1.0%	18.1x	3.0x	EBL	32.8	28.4	3.0	2,061	59.40
AFCAGRO	14.5	-8.2%	4.0	NM	0.8x	ROBI	15,714	0.9%	43.6x	2.1x	FINEFOODS	170.5	170.0	2.0	201	34.14
INTECH	23.7	-8.1%	3.2	74.1x	182.3x	BSRMLTD	14,210	0.8%	4.5x	0.6x	RUPALILIFE	155.0	135.0	6.0	180	26.33
AFTABAUTO	41.7	-7.9%	72.4	NM	0.8x	PRIMEBANK	13,962	0.8%	5.3x	0.7x	CRYSTALINS	120.0	102.5	2.0	188	22.19
LEGACYFOOT	61.3	-7.1%	5.5	NM	5.6x	UPGDCL	13,547	0.8%	11.3x	0.6x	ICBSONAL11	8.9	8.9	2.0	1,000	8.90
Deshbandhu	31.5	-7.1%	21.6	54.3x	1.0x	SUMITPOWER	13,369	0.8%	12.6x	1.1x	CITYGENINS	77.0	77.0	4.0	100	7.70
ASIATICLAB	47.5	-6.9%	304.9	25.1x	0.9x	ALARABANK	13,112	0.8%			NPOLYMER	51.2	51.2	2.0	125	6.40
EMERALDOIL	62.5	-6.9%	65.1	48.2x	NM						CNATEX	8.1	8.1	1.0	788	6.38

\*\* NBFI Sector PE calculation methodology has been modified to reflect positive earnings only.  
 \*\* The base of the Bond Index starts at 100, starting from Jan 13, 2022.  
 Similarly, Treasury Bond Index starts at 100, starting from Oct 10, 2022

Block Trade	Maximum Price (BDT)	Minimum Price	Turnover (BDT Mn)	Quantity ('000)	No. of Trade
SONALIPAPR	529.0	492.0	131.6	265	3
AIL	95.0	88.0	106.2	1,176	19
EBL	32.8	28.4	59.4	2,061	3
FINEFOODS	170.5	170.0	34.1	201	2
RUPALILIFE	155.0	135.0	26.3	180	6
CRYSTALINS	120.0	102.5	22.2	188	2
ICBSONALI1	8.9	8.9	8.9	1,000	2
CITYGENINS	77.0	77.0	7.7	100	4
NPOLYMER	51.2	51.2	6.4	125	2
CNATEX	8.1	8.1	6.4	788	1
SUNLIFEINS	52.4	52.4	6.3	120	1
ADVENT	29.0	28.2	6.3	217	2
RUPALIBANK	35.0	35.0	5.3	150	1
BESTHLDNG	38.0	33.8	5.1	147	3
BEACHHATCH	60.0	54.0	4.3	77	3
BATBC	410.5	410.5	4.1	10	1
JHRML	59.8	59.8	3.3	56	1
HRTEX	94.0	94.0	3.3	35	1
BEXIMCO	104.1	104.1	3.1	30	3
UNIQUEHRL	64.0	64.0	2.9	45	1
FUWANGCER	26.5	26.5	2.5	96	1
EIL	41.0	41.0	2.1	50	1
<b>Total</b>			<b>472.5</b>		<b>80</b>

#### Upcoming Corporate Events

DSE Ticker	Right Share	Dividend		Event	Date
		Stock	Cash		
EASTLAND		0.0%	10%	Record Date	2-Apr-24
UNILEVERCL		0.0%	300%	Record Date	2-Apr-24
IDLC		0.0%	15%	Record Date	4-Apr-24
DBH		0.0%	15%	Record Date	9-Apr-24
CENTRALINS		0.0%	12%	Record Date	30-Apr-24
ICBIBANK		0.0%	0%	Record Date	9-May-24

#### Important DSE News

##### ADNTEL

Mr. Mamunoor Rashid, a Sponsor of the company, has expressed his intention to transfer 10,00,000 shares out of his total holding of 13,05,000 shares of the company to his Son Mr. Ahnaf Rafid, who will receive 6,00,000 shares, and daughter Ms. Ayesha Amanah Nuha, who will receive 4,00,000 shares of the company, (both General Shareholders of the company), by way of gift outside the trading system of the Exchange within April 30, 2024.

##### SINGERBD

Refer to their earlier news disseminated by DSE on 02.06.2022 regarding agreement to establish new manufacturing complex, the company has further informed that the Bangladesh Economic Zones Authority (BEZA) has approved the trial production of Singer Bangladesh Limited-Home Appliances Plant located at the Bangladesh Special Economic Zone (BSEZ) at Araihaazar, Narayanganj.

**Disclaimer:** This report has been prepared by BRAC EPL Stock Brokerage Ltd and is provided for information purposes. It is not, under any circumstances, to be used or considered as an offer to sell, or a solicitation of any offer to buy. Reasonable care has been taken to ensure that the information is not untrue and misleading. BRAC EPL Stock Brokerage Ltd makes no representation or warranty as to the accuracy or completeness of such information. All opinions and estimates included in this report constitute our judgment as of this date and are subject to change without notice.