

Daily Market Update

The market closed in red today. The benchmark index DSEX (-0.64%) lost 39.94 points and closed at 6,175.25. The blue-chip index DS30 (-0.26%), the Shariah-based index DSES (-0.39%), and the large-cap index CDSET (-0.87%) closed at 2,108.32, 1,344.64, and 1,158.80 points, respectively. Most of the large-cap sectors posted negative performance today. Food & Allied experienced the highest loss of 5.49% followed by Telecommunication (-1.10%), Engineering (-0.92%), NBFI (-0.87%), Fuel & Power (-0.81%), Pharmaceutical (-0.60%), and Bank (+0.57%), respectively. Block trades contributed 5.8% of the overall market turnover. Central Pharmaceuticals Limited (-8.2%) was the most traded share with a turnover of BDT 565 million.

Index	Closing	Opening	Point Δ	%Δ	YTD %Δ
DSEX	6,175.25	6,215.19	-39.94	-0.64%	-1.1%
DS30	2,108.32	2,113.75	-5.43	-0.26%	+0.7%
DSES	1,344.64	1,349.89	-5.26	-0.39%	-1.4%
CDSET	1,158.80	1,168.94	-10.14	-0.87%	-3.7%

	Advanced	Declined	Unchanged	Total
All Category	114	215	67	396
A Category (Equity)	71	122	40	233
B Category (Equity)	28	64	14	106
N Category (Equity)	1	3	1	5
Z Category (Equity)	14	26	12	52
Mutual Funds	7	8	22	37
Corporate Bonds	2	2	1	5
Treasury Bonds	0	2	0	2

* Based on Traded Scripts

		Today	Last Day	Daily %Δ
Mcap	Mn BDT	7,522,247	7,570,397	-0.6%
	Mn USD	68,384	68,822	
Turnover	Mn BDT	7,937	9,816	-19.1%
	Mn USD	72	89	
Volume	Mn Shares	249	314	-20.7%
No. of Trade		199,587	234,838	-15.0%

* Average Interbank Exchange Rate is BDT 110.00 as of Mar 04, 2024

Fahim Hassan
 Research Analyst

(880) 1709636546

fahim.hassan@bracepl.com

Foysal Ahmed

Research Associate

(880) 1708805201

foysal.ahmed@bracepl.com

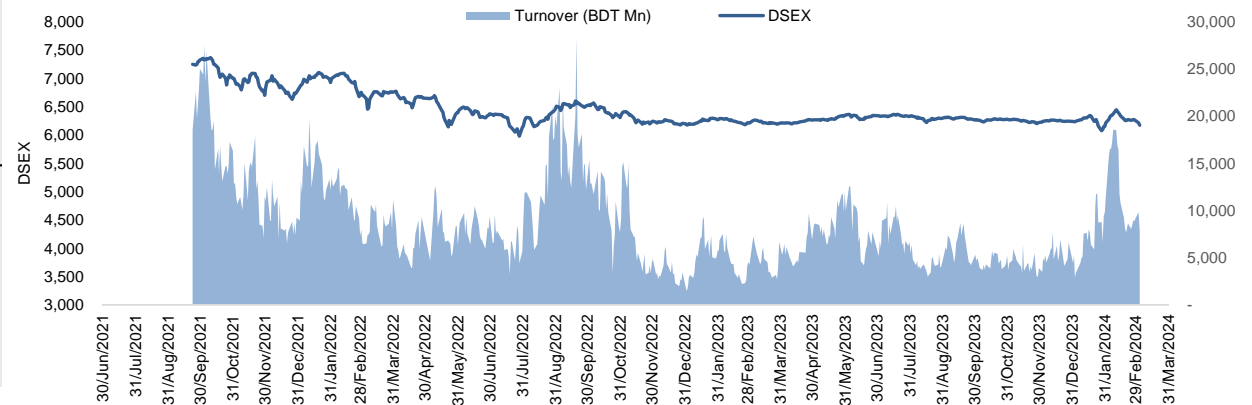


Figure: Sectorial Turnover (BDT Mn)

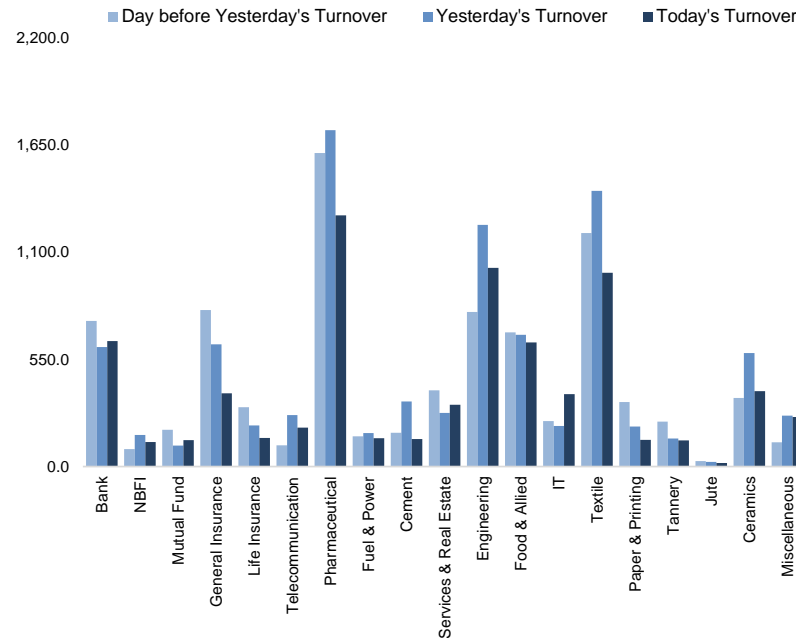
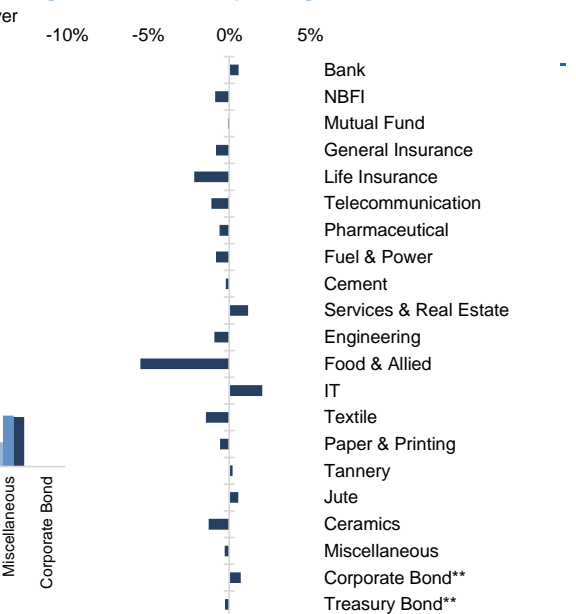


Figure: Sectorial Mcap Change



Market PE 17.6x

Market PB 1.5x

* Market P/E and P/BV calculation excludes Mutual Fund, Life Insurance, and NBL

Sector Index	Closing	Opening	Points Δ	%Δ	No. of Companies	Mcap (BDT Mn)	% of Total Mcap	Turnover (BDT Mn)	% of Total Turnover	PE	PB	Top Twenty Market Cap	Mcap (BDT Mn)	% of Total Mcap	Turnover (BDT Mn)	PE	PB
Bank	1,466	1,458	+8.34	+0.57%	36	698,539	9.3%	642.9	8.6%	12.6x	0.7x	GP	347,297	8.2%	166.6	10.5x	5.2x
NBFI	1,426	1,439	-12.48	-0.87%	23	140,155	1.9%	125.1	1.7%	NM	NM	BATBC	259,092	6.1%	25.9	14.5x	4.8x
Mutual Fund	768	768	-0.64	-0.08%	37	36,307	0.5%	135.0	1.8%	NM	0.7x	WALTONHIL	227,620	5.4%	16.7	20.5x	2.2x
General Insurance	3,654	3,684	-30.21	-0.82%	43	108,737	1.4%	374.9	5.0%	19.8x	1.7x	SQURPHARMA	190,498	4.5%	27.2	9.7x	1.6x
Life Insurance	2,319	2,371	-51.23	-2.16%	15	63,388	0.8%	146.1	2.0%	NM	NM	ROBI	157,138	3.7%	24.0	49.2x	2.4x
Telecommunication	4,509	4,559	-50.08	-1.10%	3	529,023	7.1%	199.7	2.7%	13.8x	3.6x	RENATA	107,838	2.6%	8.6	51.0x	3.4x
Pharmaceutical	3,514	3,535	-21.27	-0.60%	33	679,218	9.1%	1,288.1	17.2%	18.6x	2.1x	BEXIMCO	103,842	2.5%	0.0	NM	1.2x
Fuel & Power	1,376	1,387	-11.24	-0.81%	23	359,274	4.8%	144.7	1.9%	26.2x	0.8x	UPGDCL	93,505	2.2%	4.7	13.6x	3.0x
Cement	2,679	2,685	-5.68	-0.21%	7	129,259	1.7%	141.3	1.9%	17.9x	2.7x	LHBL	86,755	2.1%	105.5	14.6x	3.9x
Services & Real Estate	1,801	1,780	+20.79	+1.17%	9	100,887	1.3%	316.4	4.2%	25.5x	0.8x	BERGERPBL	85,813	2.0%	5.6	26.4x	6.4x
Engineering	3,584	3,617	-33.27	-0.92%	42	421,826	5.6%	1,018.2	13.6%	19.2x	1.4x	BRACBANK	68,214	1.6%	52.3	9.1x	1.1x
Food & Allied	20,249	21,425	-1176.29	-5.49%	21	377,200	5.0%	636.6	8.5%	19.5x	6.2x	BXPBARMA	57,861	1.4%	13.1	11.8x	1.3x
IT	3,110	3,047	+62.39	+2.05%	11	40,543	0.5%	370.6	5.0%	33.7x	2.7x	ICB	55,331	1.3%	2.1	NM	1.3x
Textile	1,460	1,481	-21.16	-1.43%	58	151,178	2.0%	993.4	13.3%	NM	1.0x	BEACONPHAR	54,493	1.3%	30.0	82.5x	8.6x
Paper & Printing	10,051	10,108	-57.18	-0.57%	6	38,725	0.5%	136.5	1.8%	56.8x	1.9x	ISLAMIBANK	52,486	1.2%	0.0	8.5x	0.7x
Tannery	2,787	2,781	+5.63	+0.20%	6	31,550	0.4%	133.7	1.8%	41.6x	2.9x	UNILEVERCL	42,627	1.0%	4.5	43.1x	20.6x
Jute	18,817	18,712	+104.21	+0.56%	3	4,382	0.1%	18.8	0.3%	NM	NM	DUTCHBANGL	42,408	1.0%	3.5	7.7x	1.0x
Ceramics	628	636	-8.08	-1.27%	5	29,044	0.4%	386.3	5.2%	43.8x	1.7x	BESTHLDNG	41,628	1.0%	171.7	31.6x	0.7x
Miscellaneous	4,528	4,541	-13.00	-0.29%	14	247,350	3.3%	254.3	3.4%	40.1x	1.9x	EBL	36,579	0.9%	17.2	6.5x	1.0x
Corporate Bond**	4,303	4,272	+30.36	+0.71%	13	43,148	0.6%	1.4	0.0%	NM	NM	POWERGRID	33,783	0.8%	2.7	NM	0.3x
Treasury Bond**	86	86	-0.22	-0.26%	240	3,272,496	43.6%	9.0	0.1%	NM	NM						

Top Ten Gainers	Close Price (BDT)	Δ%	Turnover (BDT Mn)	PE	PB
GQBALLPEN	124.5	+10.0%	65.6	NM	1.0x
SEMLLECMF	9.0	+8.4%	52.1	NM	1.0x
DAFODILCOM	83.4	+7.1%	103.1	NM	6.0x
ITC	52.1	+6.1%	89.6	18.7x	2.7x
ABBANK	11.3	+5.6%	85.9	13.1x	0.4x
QUASEMIND	45.3	+4.9%	37.1	52.7x	1.6x
SBACBANK	11.4	+4.6%	23.1	8.9x	1x
AGNISYSL	30.3	+4.5%	81.5	29.7x	1.8x
JUTESPINN	354.2	+4.3%	8.4	NM	NM
GEMINISEA	391.6	+4.2%	69.2	44.9x	20.0x

Top Ten Losers	Close Price (BDT)	Δ%	Turnover (BDT Mn)	PE	PB
PRIMETEX	23.4	-10.0%	3.5	NM	0.3x
FAREASTLIF	53.1	-10.0%	21.3	NM	NM
ACTIVEFINE	19.3	-9.8%	2.7	NM	0.9x
AFCAGRO	20.6	-9.6%	1.1	NM	1.1x
KTL	19.9	-8.7%	123.7	40.5x	1.2x
NEWLINE	40.0	-8.7%	0.0	21.2x	1.6x
PRIMEFIN	8.8	-8.3%	5.2	NM	1.0x
CENTRALPHL	30.1	-8.2%	564.6	NM	5.5x
OAL	19.3	-8.1%	140.4	NM	1.8x
ANLIMAYARN	46.7	-8.1%	65.7	NM	4.5x

Top Twenty Free Float Mcap	Free Float Mcap (BDT Mn)	% of Total Free Float Mcap	PE	PB
SQURPHARMA	121,789	7.1%	9.7x	1.6x
BATBC	74,086	4.3%	14.5x	4.8x
BEXIMCO	69,196	4.0%	NM	1.2x
RENATA	68,042	4.0%	51.0x	3.4x
BXPBARMA	45,564	2.7%	11.8x	1.3x
GP	38,700	2.3%	10.5x	5.2x
BEACONPHAR	34,036	2.0%	82.5x	8.6x
ISLAMIBANK	33,649	2.0%	8.5x	0.7x
BRACBANK	30,964	1.8%	9.1x	1.1x
LHBL	28,853	1.7%	14.6x	3.9x
NBL	19,116	1.1%	NM	0.8x
PUBALIBANK	18,457	1.1%	4.9x	0.7x
CITYBANK	18,190	1.1%	5.1x	0.7x
OLYMPIC	16,818	1.0%	17.6x	2.9x
ROBI	15,714	0.9%	49.2x	2.4x
BSRMLTD	14,210	0.8%	4.5x	0.6x
PRIMEBANK	13,962	0.8%	5.4x	0.7x
UPGDCL	13,547	0.8%	13.6x	3.0x
SUMITPOWER	13,369	0.8%	12.1x	0.7x
ALARABANK	13,112	0.8%	12.6x	1.1x

* NBFI Sector PE calculation methodology has been modified to reflect positive earnings only.
** The base of the Bond Index starts at 100, starting from Jan 13, 2022.
Similarly, Treasury Bond Index starts at 100, starting from Oct 10, 2022

Most Traded Share	Close Price (BDT)	Δ%	Turnover (BDT Mn)	PE	PB
CENTRALPHL	30.1	-8.2%	564.6	NM	5.5x
FUWANGCER	28.5	-2.7%	344.9	NM	2.4x
FUWANGFOO	33.8	-1.2%	231.4	NM	14.0x
BDTHAI	31.5	-7.6%	197.3	NM	1.1x
AFTABAUTO	56.6	+3.1%	193.9	NM	1.1x
MONNOFABR	31.4	-3.7%	176.9	NM	1.2x
ORIONINFU	678.3	+1.8%	173.9	NM	46.7x
BESTHLDNG	39.3	+1.8%	171.7	31.6x	0.7x
GP	257.2	-1.7%	166.6	10.5x	5.2x
OAL	19.3	-8.1%	140.4	NM	1.8x

Block Trade	Maximum Price (BDT)	Minimum Price (BDT)	No. of Trade	Quantity ('000)	Turnover (BDT Mn)
EBL	27.1	27.1	4.0	3,700	100.27
NTC	460.0	460.0	1.0	215	98.90
HRTEX	94.2	93.0	17.0	621	57.94
PREMIERCEM	58.3	58.3	1.0	439	25.58
CENTRALINS	63.8	58.1	4.0	384	24.02
SPCL	65.5	65.5	1.0	343	22.50
KARNAPHULI	60.0	59.0	4.0	254	15.14
NHFIL	39.8	39.8	1.0	320	12.74
POWERGRID	48.0	48.0	1.0	253	12.15
AIL	95.0	81.5	4.0	124	10.71

Block Trade	Maximum Price (BDT)	Minimum Price	Turnover (BDT Mn)	Quantity ('000)	No. of Trade
EBL	27.1	27.1	100.3	3,700	4
NTC	460.0	460.0	98.9	215	1
HRTEX	94.2	93.0	57.9	621	17
PREMIERCEM	58.3	58.3	25.6	439	1
CENTRALINS	63.8	58.1	24.0	384	4
SPCL	65.5	65.5	22.5	343	1
KARNAPHULI	60.0	59.0	15.1	254	4
NHFIL	39.8	39.8	12.7	320	1
POWERGRID	48.0	48.0	12.2	253	1
AIL	95.0	81.5	10.7	124	4
MALEKSPIN	36.9	36.9	9.7	262	1
ORIONINFU	685.0	684.0	7.4	11	2
QUASEMIND	47.5	47.4	7.2	153	3
IBNSINA	278.9	278.9	6.5	23	1
FINEFOODS	154.5	154.1	6.4	41	3
RAKCERAMIC	36.7	36.7	6.2	169	1
MJLBD	84.2	84.2	5.1	60	1
IFILISLMF1	6.1	6.1	4.9	800	1
AFTABAUTO	55.0	54.5	4.4	80	2
BDTHAI	32.5	32.5	4.3	134	1
UTTARABANK	26.4	26.4	2.6	100	1
FBFIF	4.9	4.9	2.0	400	1
Total			463.8		74

Upcoming Corporate Events

DSE Ticker	Right Share	Dividend		Event	Date
		Stock	Cash		
RELIANCINS		0.0%	25%	Record Date	6-Mar-24
GREENDELT		0.0%	25%	Record Date	6-Mar-24
BDTHAIFOOD		0.0%	1%	Record Date	7-Mar-24
CRYSTALINS		0.0%	10%	Record Date	12-Mar-24
CITYGENINS		7.0%	12%	Record Date	12-Mar-24
SUMITPOWER		0.0%	10%	Record Date	14-Mar-24
ROBI		0.0%	10%	Record Date	18-Mar-24
UNITEDINS		0.0%	10%	Record Date	21-Mar-24
LHBL		0.0%	50%	Record Date	24-Mar-24

Important DSE News

NITOLINS

Dhaka Stock Exchange PLC. (DSE) has accorded its consent to transfer total 805,000 shares of Ukhtane Enterprise Ltd. (Public Shareholder Director of Nitol Insurance Co. Ltd.) to Mr. Md Murad Hossain and Mr. Shah Alam (transferees), who will receive 804,996 shares and 4 shares respectively, within 30 working days from the date of issuance of approval letter by DSE, as per BSEC approval letter & under Regulation-47 of the Dhaka Stock Exchange (Listing) Regulations, 2015 as well as other applicable laws.

UNIQUEHRL

The company has informed that Bangladesh Power Development Board (BPDB) has issued the Commercial Operation Date (COD) letter to "Unique Meghnaghat Power Limited" (A Joint venture entity of Unique Hotel & Resorts PLC) established for the development of Gas/R-LNG based Combined Cycle Power Generation Facility of 584 MW (Net) Capacity at Meghnaghat, Narayanganj (the "Project"), Bangladesh on Build-Own-Operate (BOO) basis under Private Sector Power Generation Policy of Bangladesh with effect from 20 January 2024. As per the Power Purchase Agreement (PPA) BPDB will purchase the power from the plant for 22 years. Unique Hotel & Resorts PLC holds 37.24% shares of Unique Meghnaghat Power Limited.

Disclaimer: This report has been prepared by BRAC EPL Stock Brokerage Ltd and is provided for information purposes. It is not, under any circumstances, to be used or considered as an offer to sell, or a solicitation of any offer to buy. Reasonable care has been taken to ensure that the information is not untrue and misleading. BRAC EPL Stock Brokerage Ltd makes no representation or warranty as to the accuracy or completeness of such information. All opinions and estimates included in this report constitute our judgment as of this date and are subject to change without notice.