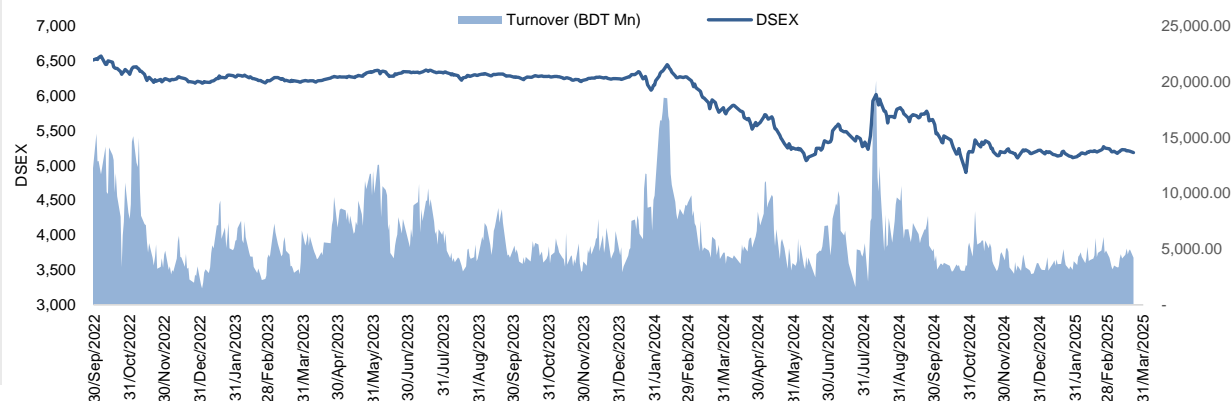


Daily Market Update

The market closed in red today. The benchmark index DSEX (-0.35%) lost 18.34 points and closed at 5,183.36. The blue-chip index DS30 (+0.44%), the Shariah-based index DSES (+0.06%), and the large-cap index CDSET (+0.06%) closed at 1,896.23, 1,158.77, and 1,042.65 points, respectively. Most of the large-cap sectors posted negative performance today. NBFi experienced the highest loss of 1.39% followed by Fuel & Power (-1.13%), Engineering (-0.69%), Bank (-0.68%), Telecommunication (-0.26%), Food & Allied (+0.13%), and Pharmaceutical (+0.37%), respectively. Block trades contributed 12.1% of the overall market turnover. Beximco Pharmaceuticals Ltd. (+8.8%) was the most traded share with a turnover of BDT 207 million.



Index	Closing	Opening	Point Δ	%Δ	YTD %Δ
DSEX	5,183.36	5,201.70	-18.34	-0.35%	-0.6%
DS30	1,896.23	1,887.88	+8.35	+0.44%	-2.2%
DSES	1,158.77	1,158.02	+0.75	+0.06%	-0.9%
CDSET	1,042.65	1,042.01	+0.64	+0.06%	-2.2%

1,200.0

Figure: Sectorial Turnover (BDT Mn)

Day before Yesterday's Turnover Yesterday's Turnover Today's Turnover

900.0

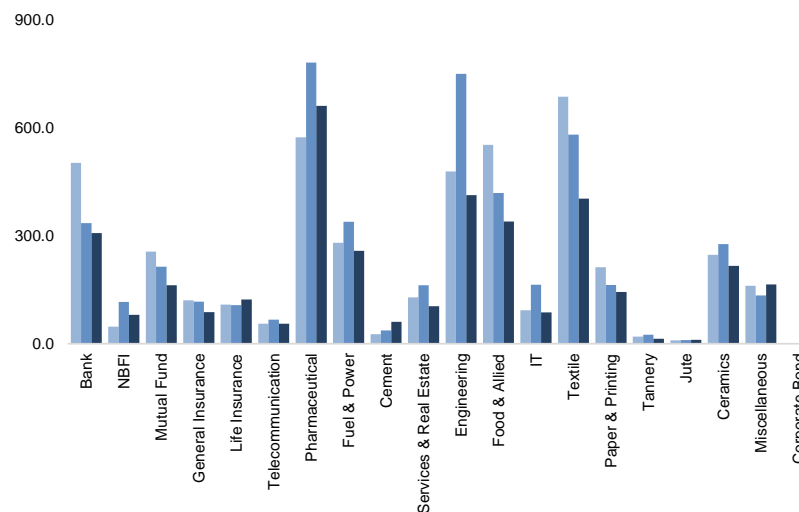
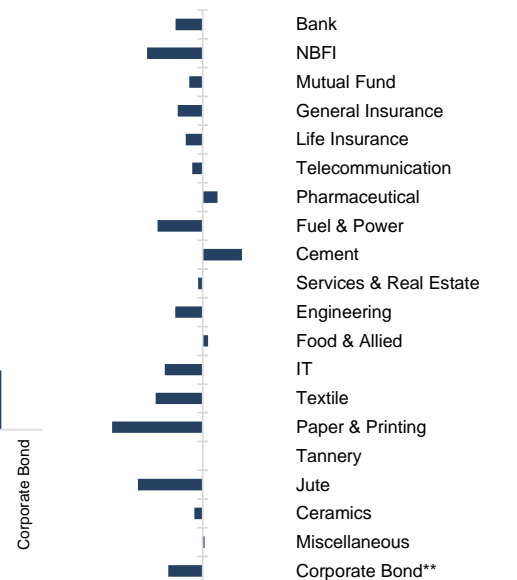


Figure: Sectorial Mcap Change

-4% -2% 0% 2%



	Advanced	Declined	Unchanged	Total
All Category	83	253	62	398
A Category (Equity)	56	131	34	221
B Category (Equity)	7	71	4	82
N Category (Equity)	0	0	0	0
Z Category (Equity)	20	51	24	95
Mutual Funds	6	12	18	36
Corporate Bonds	0	1	0	1
Treasury Bonds	1	3	0	4

* Based on Traded Scrips

		Today	Last Day	Daily %Δ
Mcap	Mn BDT	6,699,328	6,715,178	-0.2%
	Mn USD	54,913	55,042	
Turnover	Mn BDT	4,213	4,971	-15.3%
	Mn USD	35	41	
Volume	Mn Shares	163	215	-24.2%
No. of Trade		127,724	152,733	-16.4%

* Average Interbank Exchange Rate is BDT 122.00 as of Mar 23, 2025

Fahim Hassan Research Analyst (880) 1709636546 fahim.hassan@bracepl.com	Md Rakibul Hasan Research Associate (880) 1708805229 rakibul.hasan@bracepl.com
--	---

Market PE 14.6x

Market PB 1.2x

* Market P/E and P/BV calculation excludes Mutual Fund, Life Insurance, and NBL

Sector Index	Closing	Opening	Points Δ	%Δ	No. of Companies	Mcap (BDT Mn)	% of Total Mcap	Turnover (BDT Mn)	% of Total Turnover	PE	PB	Top Twenty Market Cap	Mcap (BDT Mn)	% of Total Mcap	Turnover (BDT Mn)	PE	PB
Bank	1,418	1,428	-9.68	-0.68%	36	670,863	10.0%	306.9	8.3%	8.5x	0.7x	GP	431,961	12.3%	25.6	11.9x	6.7x
NBFI	1,066	1,081	-15.05	-1.39%	23	101,589	1.5%	80.3	2.2%	NM	NM	SQURPHARMA	194,665	5.5%	111.5	8.7x	1.5x
Mutual Fund	607	609	-2.05	-0.34%	37	27,884	0.4%	162.1	4.4%	NM	0.5x	BATBC	175,068	5.0%	15.7	10.0x	3.0x
General Insurance	2,560	2,577	-16.05	-0.62%	43	73,095	1.1%	87.9	2.4%	13.0x	1.1x	WALTONHIL	139,589	4.0%	4.3	10.6x	1.3x
Life Insurance	1,771	1,778	-7.54	-0.42%	15	47,099	0.7%	122.5	3.3%	NM	NM	ROBI	134,091	3.8%	27.1	19.1x	2.0x
Telecommunication	5,027	5,040	-13.14	-0.26%	3	589,469	8.8%	55.8	1.5%	13.2x	4.0x	BEXIMCO	103,850	3.0%	0.0	NM	1.3x
Pharmaceutical	2,914	2,903	+10.70	+0.37%	34	552,393	8.2%	660.2	17.8%	13.3x	1.5x	BRACBANK	89,901	2.6%	31.7	8.1x	1.2x
Fuel & Power	1,074	1,086	-12.27	-1.13%	23	284,392	4.2%	257.8	7.0%	15.9x	0.6x	BERGERPBL	82,631	2.4%	0.1	24.1x	5.7x
Cement	1,789	1,772	+17.44	+0.98%	7	85,277	1.3%	60.5	1.6%	17.1x	1.9x	MARICO	75,030	2.1%	2.9	13.4x	9.9x
Services & Real Estate	1,020	1,022	-1.13	-0.11%	9	56,124	0.8%	104.3	2.8%	19.9x	0.4x	ISLAMIBANK	69,874	2.0%	7.3	15.0x	1.0x
Engineering	2,465	2,482	-17.04	-0.69%	42	278,067	4.2%	412.4	11.1%	12.6x	0.9x	RENATA	57,601	1.6%	5.0	19.5x	1.7x
Food & Allied	15,774	15,753	+20.90	+0.13%	21	288,628	4.3%	339.3	9.2%	15.7x	4.3x	LHB	53,191	1.5%	14.1	13.9x	2.9x
IT	1,964	1,983	-18.89	-0.95%	11	25,904	0.4%	86.9	2.3%	20.1x	1.7x	UNILEVERCL	48,070	1.4%	1.2	72.0x	19.7x
Textile	1,131	1,144	-13.45	-1.18%	58	117,747	1.8%	402.8	10.9%	80.0x	0.8x	ICB	44,404	1.3%	5.0	35.0x	1.0x
Paper & Printing	4,617	4,724	-107.32	-2.27%	6	20,859	0.3%	143.4	3.9%	NM	1.0x	DUTCHBANGL	44,205	1.3%	0.9	7.1x	0.9x
Tannery	1,951	1,951	-0.29	-0.01%	6	21,736	0.3%	14.1	0.4%	NM	1.6x	BXPHARMA	42,336	1.2%	207.0	6.6x	0.9x
Jute	11,920	12,117	-196.80	-1.62%	3	2,624	0.0%	11.0	0.3%	NM	NM	EBL	35,312	1.0%	5.3	5.4x	0.8x
Ceramics	427	428	-0.90	-0.21%	5	19,161	0.3%	215.8	5.8%	NM	1.2x	PUBALIBANK	33,432	1.0%	5.6	3.5x	0.6x
Miscellaneous	4,241	4,240	+1.89	+0.04%	15	230,325	3.4%	164.9	4.5%	94.2x	1.9x	POWERGRID	32,806	0.9%	2.3	NM	0.3x
Corporate Bond**	14,894	15,023	-129.21	-0.86%	16	32,620	0.5%	0.5	0.0%	NM	NM	CITYBANK	30,560	0.9%	19.9	4.3x	0.8x
Treasury Bond**	1,672	1,655	+17.22	+1.04%	234	3,172,997	47.4%	13.8	0.4%	NM	NM						

Top Ten Gainers	Close Price (BDT)	Δ%	Turnover (BDT Mn)	PE	PB	Top Twenty Free Float Mcap	Free Float Mcap (BDT Mn)	% of Total Free Float Mcap	PE	PB	Most Traded Share	Close Price (BDT)	Δ%	Turnover (BDT Mn)	PE	PB
MIDASFIN	10.3	+9.6%	20.4	NM	2.8x	SQURPHARMA	108,958	7.7%	8.7x	1.5x	BXPHARMA	94.9	+8.8%	207.0	6.6x	0.9x
BXPHARMA	94.9	+8.8%	207.0	6.6x	0.9x	ISLAMIBANK	74,730	5.3%	15.0x	1.0x	SPCERAMICS	26.5	+5.2%	164.1	NM	0.9x
ABB1STMF	4.1	+7.9%	43.0	NM	0.4x	BEXIMCO	69,463	4.9%	NM	1.3x	SQURPHARMA	219.6	-0.2%	111.5	8.7x	1.5x
CROWNCEMNT	53.7	+7.8%	24.5	15.3x	1.0x	BATBC	50,233	3.6%	10.0x	3.0x	BSC	85.6	+3.0%	101.0	4.5x	0.9x
PROGRESLIF	66.6	+6.9%	9.5	NM	NM	WALTONHIL	46,773	3.3%	10.6x	1.3x	KDSALTD	44.8	+2.1%	98.4	20.5x	1.7x
PADMALIFE	25.4	+6.28%	6.4	NM	NM	BRACBANK	46,489	3.3%	8.1x	1.2x	AIL	53.6	-5.5%	87.4	20.1x	2.3x
EASTRNLU	1,913.4	+6.2%	61.9	54.6x	9x	GP	44,708	3.2%	11.9x	6.7x	FUWANGFOO	17.6	+1.1%	83.8	NM	8.4x
SPCERAMICS	26.5	+5.2%	164.1	NM	0.9x	RENATA	32,968	2.3%	19.5x	1.7x	ORIONINFU	386.3	-1.1%	80.6	NM	25.2x
ICB3RDNRB	4.6	+4.5%	3.9	NM	0.8x	BXPHARMA	23,409	1.7%	6.6x	0.9x	UTTARABANK	25.5	+0.4%	68.7	8.3x	0.8x
CVOPRL	137.4	+4.2%	34.7	55.9x	12.3x	PUBALIBANK	22,905	1.6%	3.5x	0.6x	LOVELLO	83.0	+0.1%	67.0	37.4x	6.6x
						CITYBANK	21,020	1.5%	4.3x	0.8x						
						LHB	20,953	1.5%	13.9x	2.9x						
						OLYMPIC	20,496	1.5%	15.9x	2.5x						
						ALARABANK	18,282	1.3%	15.1x	1.1x						
						BEACONPHAR	17,838	1.3%	50.0x	4.4x						
						PRIMEBANK	16,142	1.1%	3.7x	0.7x						
						ROBI	14,876	1.1%	19.1x	2.0x						
						UTTARABANK	13,699	1.0%	8.3x	0.8x						
						NBL	13,055	0.9%	NM	2.2x						
						BSRMLTD	12,852	0.9%	5.0x	0.5x						
						* NBFI Sector PE calculation methodology has been modified to reflect positive earnings only.										
						** The base of the Bond Index starts at 100, starting from Jan 13, 2022										
						Similarly, Treasury Bond Index starts at 100, starting from Oct 10, 2022										
Top Ten Losers	Close Price (BDT)	Δ%	Turnover (BDT Mn)	PE	PB											
EBL1STMF	6.0	-9.1%	5.0	NM	0.6x											
PLFSL	2.2	-8.3%	2.2	NM	NM											
1STPRIMFMF	20.7	-6.8%	37.2	NM	2.0x											
KPPL	24.3	-5.8%	19.0	NM	NM											
AIL	53.6	-5.5%	87.4	20.1x	2.3x											
IBP	12.6	-5.3%	27.8	NM	0.9x											
SUMITPOWER	14.9	-5.1%	12.6	6.0x	0.4x											
AL-HAJTEX	149.5	-4.9%	21.9	NM	17.7x											
BDFINANCE	12.4	-4.6%	7.5	NM	1.2x											
INTRACO	23.8	-4.4%	53.5	24.3x	1.9x											

* NBFI Sector PE calculation methodology has been modified to reflect positive earnings only.

** The base of the Bond Index starts at 100, starting from Jan 13, 2022

Similarly, Treasury Bond Index starts at 100, starting from Oct 10, 2022

Block Trade	Maximum Price (BDT)	Minimum Price	Turnover (BDT Mn)	Quantity ('000)	No. of Trade
BANKASIA	18.5	18.5	107.9	5,830	1
BRACBANK	56.6	56.6	103.6	1,830	6
MARICO	2,415.0	2,390.1	67.0	28	6
BXPHARMA	93.0	83.0	55.2	598	9
RENATA	503.4	503.4	50.3	100	2
LOVELLO	81.0	76.0	40.1	499	4
ACI	175.0	175.0	16.1	92	4
FINEFOODS	187.0	186.0	9.3	50	3
NRBBANK	13.9	13.0	7.8	595	3
BEACHHATCH	120.0	108.0	7.2	65	2
KDSALTD	44.7	44.0	7.1	161	3
ASIATICLAB	39.2	38.9	6.8	175	2
EASTRNLUB	1,900.5	1,900.0	4.5	2	4
MONNOCERA	86.0	86.0	2.6	30	1
CRYSTALINS	50.4	50.4	2.5	50	1
ESQUIRENIT	25.1	25.1	2.4	95	2
BEXIMCO	99.1	99.1	2.1	21	4
LINDEBD	1,010.1	1,010.1	2.0	2	1
PADMAOIL	182.0	182.0	2.0	11	2
SUNLIFEINS	64.8	64.8	1.9	30	1
EIL	56.8	46.6	1.4	26	2
AIL	62.0	62.0	1.1	17	2
Total			509.9		78

Upcoming Corporate Events

DSE Ticker	Right Share	Dividend		Event	Date
		Stock	Cash		
UNILEVERCL		0.0%	520.0%	Record Date	6-Apr-25
PIONEERINS		0.0%	25.0%	Record Date	7-Apr-25
LHB		0.0%	19.0%	Record Date	9-Apr-25
UTTARABANK		17.5%	17.5%	Record Date	20-Apr-25
PARAMOUNT		0.0%	10.0%	Record Date	22-Apr-25

Important DSE News

SUMITPOWER

(Q1 Un-audited): Consolidated EPS was Tk. 0.57 for July-September 2024 as against Tk. 0.89 for July-September 2023; Consolidated NOCFPS was Tk. 1.18 for July-September 2024 as against Tk. 1.32 for July-September 2023. Consolidated NAV per share was Tk. 41.25 as on September 30, 2024 and Tk. 41.44 as on June 30, 2024.

(Q2 Un-audited): Consolidated EPS was Tk. 0.50 for October-December 2024 as against Tk. 0.82 for October-December 2023; Consolidated EPS was Tk. 1.07 for July-December 2024 as against Tk. 1.71 for July-December 2023. Consolidated NOCFPS was Tk. 3.43 for July-December 2024 as against Tk. 2.21 for July-December 2023. Consolidated NAV per share was Tk. 41.88 as on December 31, 2024 and Tk. 41.44 as on June 30, 2024.

The company has informed that Bangladesh Rural Electrification Board (BREB), the lone off taker, has asked to cease operation of the following three power plants of the company as well: (Name of Power Plants - Initial 15 Years of PPA expiry date): 1. Rupganj Power Plant (33MW gas fired) - June 08, 2024; 2. Maona Power Plant (33MW gas fired) - May 11, 2024; 3. Ullapara Power Plant (11MW gas fired) - March 02, 2024. Negotiation/PPA Renewal status: After the expiry of initial PPA, these plants continued operations in terms of BREB's letter dated 18 February 2024, subject to tariff negotiation and renewal of PPA approval. But BREB subsequently vide its letter dated 11 March 2025 confirmed that these three power plants will cease operations from 1 April 2025 as there is no opportunity for contract renewal. Power plants operational status: The power plants will cease operations from April 01, 2025.

SIMTEX

Dhaka Stock Exchange PLC. (DSE) has approved the proposed name change of the Company. Accordingly, the name of the Company will be 'Sintex Industries PLC.' instead of 'Sintex Industries Limited' with effect from March 24, 2025. Other things (except name) will remain unchanged.

MIDLANDBNK

The company has informed that the Board of Directors has elected Mr. Ahsan Khan Chowdhury as the Chairman of the company with immediate effect.

Disclaimer: This report has been prepared by BRAC EPL Stock Brokerage Ltd and is provided for information purposes. It is not, under any circumstances, to be used or considered as an offer to sell, or a solicitation of any offer to buy. Reasonable care has been taken to ensure that the information is not untrue and misleading. BRAC EPL Stock Brokerage Ltd makes no representation or warranty as to the accuracy or completeness of such information. All opinions and estimates included in this report constitute our judgment as of this date and are subject to change without notice.