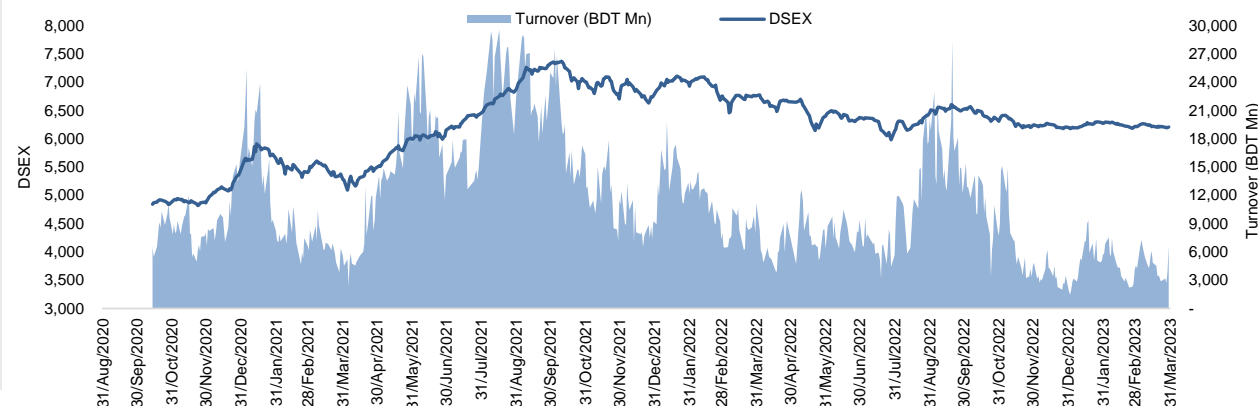


Daily Market Update

The market closed in green today. The benchmark index DSEX (+0.16%) gained 10.05 points and closed at 6,206.80. The blue-chip index DS30 (+0.11%), the Shariah-based index DSES (+0.12%), and the large-cap index CDSET (+0.02%) closed at 2,209.44, 1,349.33, and 1,209.83 points, respectively. Large-cap sectors posted mixed performance today. Food & Allied booked the highest gain of 0.26% followed by Pharmaceutical (+0.11%), Bank (+0.06%), Engineering (+0.06%). Fuel & Power experienced the highest loss of 0.01% followed by NBFI (0.00%), Telecommunication (0.00%). Block trades contributed 27.2% of the overall market turnover. Gemini Sea Food Ltd. (+8.8%) was the most traded share with a turnover of BDT 478 million.



Index	Closing	Opening	Point Δ	%Δ	YTD %Δ
DSEX	6,206.80	6,196.75	+10.05	+0.16%	-0.0%
DS30	2,209.44	2,206.99	+2.45	+0.11%	+0.6%
DSES	1,349.33	1,347.68	+1.64	+0.12%	-0.7%
CDSET	1,209.83	1,209.61	+0.22	+0.02%	-0.4%

	Advanced	Declined	Unchanged	Total
All Category	80	50	195	325
A Category (Equity)	56	26	138	220
B Category (Equity)	20	19	48	87
N Category (Equity)	1	1	3	5
Z Category (Equity)	3	4	6	13
Mutual Funds	1	0	18	19
Corporate Bonds	0	0	3	3
Treasury Bonds	0	0	0	0

* Based on Traded Scripts

		Today	Last Day	Daily %Δ
Mcap	Mn BDT	7,623,663	7,618,301	+0.1%
	Mn USD	71,383	71,332	
Turnover	Mn BDT	6,668	3,827	+74.3%
	Mn USD	62	36	
Volume	Mn Shares	82	57	+44.1%
No. of Trade		110,516	85,395	+29.4%

* Average Interbank Exchange Rate is BDT 106.80 as of Mar 29, 2023

Fahim Hassan
 Research Analyst

(880) 1709636546
 fahim.hassan@bracepl.com

Md. Tanvir Ahmed
 Research Associate

(880) 1708805201
 mtanvir.ahmed@bracepl.com

Figure: Sectorial Turnover (BDT Mn)

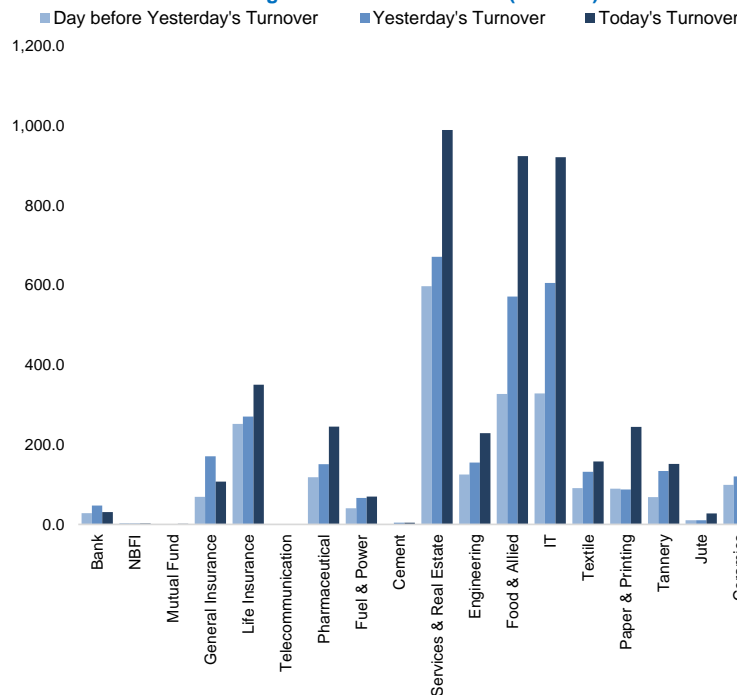
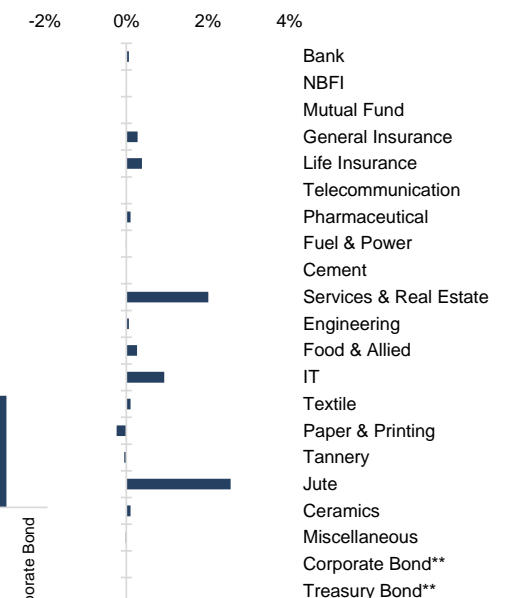


Figure: Sectorial Mcap Change



Market PE 18.4x

Market PB 1.5x

Sector Index	Closing	Opening	Points Δ	%Δ	No. of Companies	Mcap (BDT Mn)	% of Total Mcap	Turnover (BDT Mn)	% of Total Turnover	PE	PB	Top Twenty Market Cap	Mcap (BDT Mn)	% of Total Mcap	Turnover (BDT Mn)	PE	PB
Bank	1,427	1,426	+0.91	+0.06%	35	673,237	8.9%	30.7	0.6%	7.8x	0.7x	GP	386,996	8.6%	0.1	12.9x	8.4x
NBFI	1,916	1,916	-	-	23	186,940	2.5%	2.2	0.0%	NM	4.4x	WALTONHIL	317,378	7.1%	0.0	40.4x	4.8x
Mutual Fund	825	825	+0.15	+0.02%	37	37,324	0.5%	1.6	0.0%	NM	0.7x	BATBC	280,098	6.2%	0.2	15.7x	6.8x
General Insurance	3,062	3,053	+8.38	+0.27%	42	89,363	1.2%	107.5	2.2%	15.0x	1.4x	SQURPHARM/	185,977	4.1%	0.6	9.7x	1.8x
Life Insurance	2,548	2,538	+9.66	+0.38%	14	71,445	0.9%	350.2	7.2%	NM	NM	ROBI	157,138	3.5%	0.0	85.7x	2.4x
Telecommunication	4,946	4,946	-	-	3	580,232	7.7%	0.2	0.0%	16.8x	4.7x	RENATA	139,689	3.1%	0.0	31.1x	4.7x
Pharmaceutical	3,672	3,668	+3.87	+0.11%	34	712,364	9.4%	244.9	5.0%	18.4x	2.4x	UPGDCL	135,475	3.0%	0.0	15.4x	4.7x
Fuel & Power	1,693	1,694	-0.21	-0.01%	23	446,673	5.9%	70.0	1.4%	17.9x	1.1x	BEXIMCO	103,571	2.3%	0.0	9.0x	1.2x
Cement	2,310	2,310	-0.02	-0.00%	7	110,942	1.5%	4.3	0.1%	57.9x	2.6x	BERGERPBL	80,391	1.8%	4.6	27.2x	6.7x
Services & Real Esta	2,323	2,278	+45.77	+2.01%	8	91,794	1.2%	989.2	20.4%	39.0x	1.2x	MARICO	76,277	1.7%	0.2	20.7x	28.6x
Engineering	4,476	4,473	+2.74	+0.06%	42	525,327	7.0%	228.9	4.7%	56.1x	2.1x	ICB	74,119	1.7%	0.0	NM	1.7x
Food & Allied	21,751	21,694	+57.10	+0.26%	21	387,568	5.1%	923.6	19.0%	20.1x	8.1x	BXPHARMA	65,222	1.5%	0.0	14.1x	1.6x
IT	3,418	3,387	+31.52	+0.93%	11	44,565	0.6%	920.7	19.0%	33.2x	3.1x	BEACONPHAR	59,714	1.3%	16.1	63.7x	9.7x
Textile	1,582	1,580	+1.66	+0.10%	58	166,694	2.2%	157.7	3.2%	44.4x	1.1x	BRACBANK	57,619	1.3%	0.1	10.9x	1.0x
Paper & Printing	10,407	10,433	-25.07	-0.24%	6	40,099	0.5%	244.6	5.0%	39.6x	2.0x	ISLAMIBANK	52,969	1.2%	1.0	10.8x	0.8x
Tannery	3,134	3,135	-1.59	-0.05%	6	33,098	0.4%	152.0	3.1%	47.9x	3.2x	DUTCHBANGL	43,554	1.0%	0.7	7.4x	1.1x
Jute	12,751	12,433	+317.85	+2.56%	3	3,119	0.0%	27.5	0.6%	NM	4.9x	TITASGAS	40,459	0.9%	0.0	13.2x	0.5x
Ceramics	692	691	+0.73	+0.10%	5	32,001	0.4%	116.7	2.4%	41.4x	1.9x	UNILEVERCL	37,760	0.8%	40.2	51.7x	22.5x
Miscellaneous	4,092	4,093	-0.74	-0.02%	14	222,814	3.0%	279.7	5.8%	13.2x	1.8x	POWERGRID	37,347	0.8%	0.0	NM	0.4x
Corporate Bond**	88	88	-	-	9	36,390	0.5%	0.0	0.0%	NM	NM	SUMITPOWER	36,308	0.8%	0.0	10.7x	0.9x
Treasury Bond**	96	96	+0.00	+0.00%	252	3,054,135	40.5%	0.0	0.0%	NM	NM						

Top Ten Gainers	Close Price (BDT)	Δ%	Turnover (BDT Mn)	PE	PB	Top Twenty Free Float Mcap	Free Float Mcap (BDT Mn)	% of Total Free Float Mcap	PE	PB	Most Traded Share	Close Price (BDT)	Δ%	Turnover (BDT Mn)	PE	PB
GEMINISEA	528.2	+8.8%	478.0	37.7x	30.7x	SQURPHARMA	121,499	7.1%	9.7x	1.8x	GEMINISEA	528.2	+8.8%	478.0	37.7x	30.7x
TOSRIFA	20.7	+7.3%	25.0	11.7x	0.7x	BATBC	74,086	4.3%	15.7x	6.8x	UNIQUEHRL	76.0	+5.0%	417.9	16.9x	0.9x
MONOSPOOL	258.9	+6.6%	43.4	34.7x	5.5x	BEXIMCO	69,196	4.1%	9.0x	1.2x	EHL	108.7	+3.6%	345.2	17.1x	1.4x
NAVANACNG	24.2	+5.7%	13.0	NM	0.7x	RENATA	68,042	4.0%	31.1x	4.7x	GENEXIL	97.1	+3.5%	345.0	29.4x	5.2x
UNIQUEHRL	76.0	+5.0%	417.9	16.9x	0.9x	BEACONPHAR	48,413	2.8%	63.7x	9.7x	BSC	127.4	-0.3%	185.4	8.5x	1.6x
BDTHAI	13.6	+4.6%	10.0	NM	0.5x	BXPHARMA	45,564	2.7%	14.1x	1.6x	SEAPEARL	295.6	+0.7%	184.8	71.7x	20.9x
MIRACLEIND	27.9	+4.1%	14.2	NM	1x	GP	38,700	2.3%	12.9x	8.4x	AAMRANET	63.0	+2.6%	172.4	19.7x	1.7x
ICICL	28.3	+4.0%	18.4	31.3x	1.8x	BRACBANK	30,976	1.8%	10.9x	1.0x	ADNTEL	163.6	-0.7%	168.5	48.5x	5.7x
SONALIANSH	420.6	+3.9%	26.8	NM	1.8x	LHBL	26,980	1.6%	16.9x	4.2x	RUPALILIFE	92.7	+2.2%	131.7	NM	NM
MONNOAGML	955.7	+3.8%	45.8	NM	5.5x	ISLAMIBANK	24,166	1.4%	10.8x	0.8x	OLYMPIC	155.4	+0.8%	117.0	20.2x	3.3x
Top Ten Losers	Close Price (BDT)	Δ%	Turnover (BDT Mn)	PE	PB						Block Trade	Maximum Price (BDT)	Minimum Price (BDT)	No. of Trade	Quantity ('000)	Turnover (BDT Mn)
PRIMELIFE	57.1	-4.5%	6.0	NM	NM	PUBALIBANK	18,525	1.1%	5.5x	0.6x	RENATA	1,217.9	1,217.9	6.0	548	667.39
HAKKANIPUL	55.9	-4.4%	18.0	NM	2x	CITYBANK	18,211	1.1%	4.5x	0.8x	UNILEVERCL	3,150.0	3,150.0	2.0	100	315.00
GQBALLPEN	83.6	-4.1%	5.0	NM	0.7x	SEAPEARL	18,067	1.1%	71.7x	20.9x	SAIFPOWER	29.7	26.8	5.0	9,370	277.95
IMAMBUTTON	84.3	-3.8%	7.1	NM	17.5x	OLYMPIC	17,642	1.0%	20.2x	3.3x	MATINSPINN	77.6	77.0	2.0	969	75.15
BDWELDING	25.7	-3.4%	6.2	NM	2.2x	ROBI	15,714	0.9%	85.7x	2.4x	ANWARGALV	231.0	231.0	2.0	284	65.70
BANGAS	112.3	-3.2%	5.8	NM	5.3x	ALARABANK	14,483	0.9%	14.6x	1.1x	ORIONPHARM	87.5	76.1	6.0	741	64.39
SHYAMPSUG	86.9	-3.0%	1.8	NM	NM	BSRMLTD	14,210	0.8%	NM	0.7x	SONALIPAPR	680.0	679.5	2.0	88	59.49
SAMATALETH	67.4	-2.7%	17.6	NM	4.7x	PRIMEBANK	13,766	0.8%	6.2x	0.7x	GEMINISEA	528.1	485.7	14.0	97	50.78
SONALIPAPR	624.3	-2.7%	62.6	66.8x	3.6x	UPGDCL	13,547	0.8%	15.4x	4.7x	SQURPHARMA	203.8	202.6	32.0	136	27.53
NFML	15.3	-2.5%	21.0	95.4x	1.3x						AL-HAJTEX	196.0	180.0	17.0	102	18.79

* NBFI Sector PE calculation methodology has been modified to reflect positive earnings only.

** The base of the Bond Index starts at 100, starting from Jan 13, 2022

Similarly, Treasury Bond Index starts at 100, starting from Oct 10, 2022

* NBFI Sector PE calculation methodology has been modified to reflect positive earnings only.
** The base of the Bond Index starts at 100, starting from Jan 13, 2022
Similarly, Treasury Bond Index starts at 100, starting from Oct 10, 2022

Block Trade	Maximum Price (BDT)	Minimum Price (BDT)	Turnover (BDT Mn)	Quantity ('000)	No. of Trade
RENATA	1,217.9	1,217.9	667.4	548	6
UNILEVERCL	3,150.0	3,150.0	315.0	100	2
SAIFPOWER	29.7	26.8	278.0	9,370	5
MATINSPINN	77.6	77.0	75.2	969	2
ANWARGALV	231.0	231.0	65.7	284	2
ORIONPHARM	87.5	76.1	64.4	741	6
SONALIPAPR	680.0	679.5	59.5	88	2
GEMINISEA	528.1	485.7	50.8	97	14
SQURPHARMA	203.8	202.6	27.5	136	32
AL-HAJTEX	196.0	180.0	18.8	102	17
SEAPEARL	295.0	270.3	17.7	63	4
ACMELAB	76.5	76.5	15.3	200	3
FORTUNE	74.9	70.0	14.5	200	2
HRTEX	117.0	115.0	14.4	123	2
MERCANBANK	13.6	13.6	12.8	944	1
PRAGATILIF	114.0	114.0	11.4	100	2
AOL	36.4	32.9	10.1	300	4
MALEKSPIN	29.8	24.5	9.5	324	2
UNIONINS	43.3	43.3	7.9	183	1
POWERGRID	47.2	47.2	7.1	150	8
IPDC	58.0	54.2	6.9	119	3
BDCOM	44.4	44.4	6.4	144	1
Total			1,816.3		184

Upcoming Corporate Events

DSE Ticker	Right Share	Dividend		Event	Date
		Stock	Cash		
LINDEBD		0.0%	420%	Record Date	2-Apr-23
UNILEVERCL		60.0%	240%	Record Date	3-Apr-23
BDFINANCE		0.0%	10%	Record Date	4-Apr-23
BANKASIA		0.0%	15%	Record Date	6-Apr-23
SKICL		2.0%	12%	Record Date	9-Apr-23
UNITEDINS		0.0%	10%	Record Date	9-Apr-23
CENTRALINS		0.0%	15%	Record Date	16-Apr-23
UNITEDFIN		0.0%	5%	Record Date	16-Apr-23
PHENIXINS		0.0%	15%	Record Date	17-Apr-23
PRIMELIFE		0.0%	2%	Record Date	17-Apr-23
DBH		2.0%	15%	Record Date	18-Apr-23
PIONEERINS		5.0%	25%	Record Date	27-Apr-23
ICBIBANK		0.0%	0%	Record Date	11-May-23

Important DSE News
INTECH

(Q1 Un-audited): EPS was Tk. (0.14) for July-September 2021 as against Tk. 0.08 for July-September 2020. NOCFPS was Tk. (0.10) for July-September 2021 as against Tk. 0.26 for July-September 2020. NAV per share was Tk. 1.53 as on September 30, 2021 and Tk. 1.67 as on June 30, 2021. However, the company has not complied with Regulation 17(1) of Dhaka Stock Exchange (Listing) Regulations, 2015.

(Q2 Un-audited): EPS was Tk. (0.28) for October-December 2021 as against Tk. 0.10 for October-December 2020; EPS was Tk. (0.36) for July-December 2021 as against Tk. 0.18 for July-December 2020. NOCFPS was Tk. (0.21) for July-December 2021 as against Tk. 0.49 for July-December 2020. NAV per share was Tk. 1.31 as on December 31, 2021 and Tk. 1.67 as on June 30, 2021. However, the company has not complied with the Regulation 17(2) of Dhaka Stock Exchange (Listing) Regulations, 2015.

(Q3 Un-audited): EPS was Tk. (0.22) for January-March 2022 as against Tk. 0.01 for January-March 2021. EPS was Tk. (0.54) for July 2021-March 2022 as against Tk. 0.19 for July 2020-March 2021. NOCFPS was Tk. (0.27) for July 2021-March 2022 as against Tk. 0.75 for July 2020-March 2021. NAV per share was Tk. 1.13 as on March 31, 2022 and Tk. 1.67 as on June 30, 2021. However, the company has not complied with the Regulation 17(3) of Dhaka Stock Exchange (Listing) Regulations, 2015.

EBL

Refer to their earlier news disseminated by DSE on 29.03.2023 regarding Board Meeting schedule under LR 19(1), Eastern Bank Ltd. has informed that Bangladesh Bank (BB) has given due consent for declaring dividend for the year ended 31 December 2022 in compliance with the DOS Circular No. 01 dated 07 February 2021 of Bangladesh Bank.

WALTONHIL

The company has informed that Prof. Zakir Hossain Bhuiyan, PhD has resigned from his position of Independent Director of the company with immediate effect.

DSHGARME

Refer to the earlier news disseminated on 30.01.2023 regarding sale intimation, the Company has further informed that Tutelar Oil Services Company (Private) Ltd. has completed its sale of 59,024 shares of the Company at prevailing market price (45,024 shares in the Public Market and 14,000 shares in the Block Market) through Dhaka Stock Exchange Ltd.

GENNEXT

A.J Corporation Limited, a Corporate Director of the Company, has expressed its intention to buy 15,00,000 shares of the company at prevailing market price (in the Block Market) through Dhaka Stock Exchange Limited within next 30 working days.

Disclaimer: This report has been prepared by BRAC EPL Stock Brokerage Ltd and is provided for information purposes. It is not, under any circumstances, to be used or considered as an offer to sell, or a solicitation of any offer to buy. Reasonable care has been taken to ensure that the information is not untrue and misleading. BRAC EPL Stock Brokerage Ltd makes no representation or warranty as to the accuracy or completeness of such information. All opinions and estimates included in this report constitute our judgment as of this date and are subject to change without notice.