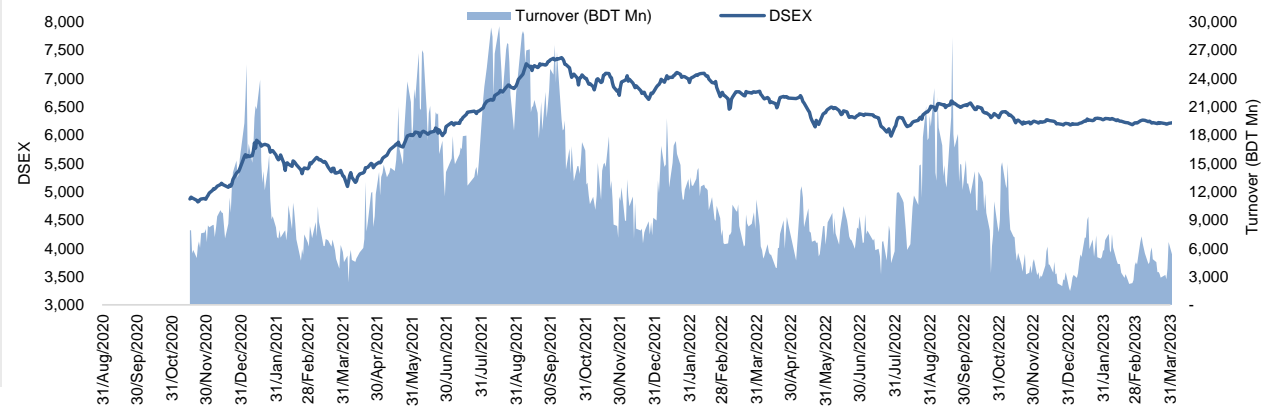


Daily Market Update

The market closed in red today. The benchmark index DSEX (-0.12%) lost 7.72 points and closed at 6,261.63. The blue-chip index DS30 (-0.34%), the Shariah-based index DSES (-0.04%), and the large-cap index CDSET (-0.20%) closed at 2,196.37, 1,367.53, and 1,212.88 points, respectively. Most of the large-cap sectors posted negative performance today. Food & Allied experienced the highest loss of 0.28% followed by Bank (-0.12%), Pharmaceutical (-0.06%), NBFI (-0.04%), Fuel & Power (-0.03%), Telecommunication (0.00%), and Engineering (+0.03%), respectively. Block trades contributed 4.5% of the overall market turnover. Paramount Textile Limited (0.0%) was the most traded share with a turnover of BDT 386 million.



Index	Closing	Opening	Point Δ	%Δ	YTD %Δ
DSEX	6,261.63	6,269.34	-7.72	-0.12%	+0.9%
DS30	2,196.37	2,203.93	-7.56	-0.34%	+0.0%
DSES	1,367.53	1,368.15	-0.61	-0.04%	+0.6%
CDSET	1,212.88	1,215.28	-2.40	-0.20%	-0.1%

	Advanced	Declined	Unchanged	Total
All Category	74	68	226	368
A Category (Equity)	38	42	169	249
B Category (Equity)	32	19	48	99
N Category (Equity)	0	3	2	5
Z Category (Equity)	4	4	7	15
Mutual Funds	0	1	31	32
Corporate Bonds	0	0	4	4
Treasury Bonds	0	0	0	0

* Based on Traded Scripts

		Today	Last Day	Daily %Δ
Mcap	Mn BDT	7,658,014	7,664,572	-0.1%
	Mn USD	71,138	71,199	
Turnover	Mn BDT	7,595	8,462	-10.2%
	Mn USD	71	79	
Volume	Mn Shares	165	154	+7.8%
No. of Trade		164,399	177,954	-7.6%

* Average Interbank Exchange Rate is BDT 107.65 as of May 07, 2023

Fahim Hassan
Research Analyst
(880) 1709636546
fahim.hassan@bracepl.com

Md. Tanvir Ahmed
Research Associate
(880) 1708805201
mtanvir.ahmed@bracepl.com

Figure: Sectorial Turnover (BDT Mn)

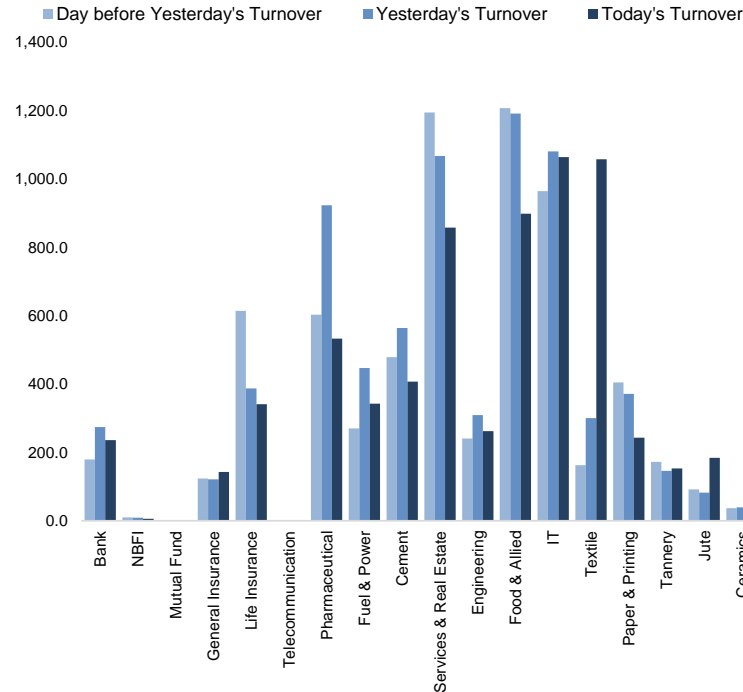
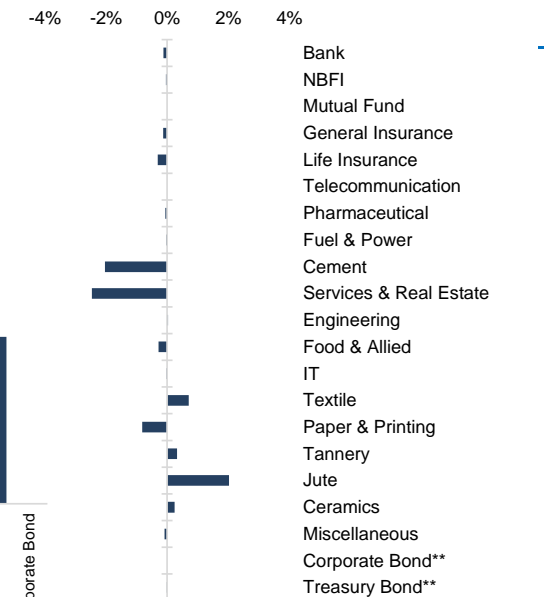


Figure: Sectorial Mcap Change



Market PE 20.8x
Market PB 1.5x

Sector Index	Closing	Opening	Points Δ	%Δ	No. of Companies	Mcap (BDT Mn)	% of Total Mcap	Turnover (BDT Mn)	% of Total Turnover	PE	PB	Top Twenty Market Cap	Mcap (BDT Mn)	% of Total Mcap	Turnover (BDT Mn)	PE	PB
Bank	1,443	1,445	-1.77	-0.12%	35	681,200	9.1%	235.6	3.2%	11.4x	0.7x	GP	386,996	8.6%	1.5	12.9x	7.2x
NBFI	1,918	1,919	-0.74	-0.04%	23	187,356	2.5%	6.1	0.1%	NM	4.3x	WALTONHIL	317,378	7.0%	0.2	40.4x	3.2x
Mutual Fund	826	826	-	-	37	37,331	0.5%	2.1	0.0%	NM	0.7x	BATBC	280,098	6.2%	0.6	15.7x	6.8x
General Insurance	3,067	3,071	-4.05	-0.13%	42	89,536	1.2%	142.9	2.0%	15.6x	1.4x	SQURPHARM	185,977	4.1%	2.2	9.7x	1.7x
Life Insurance	2,535	2,543	-7.70	-0.30%	14	71,098	0.9%	341.3	4.7%	NM	NM	ROBI	157,138	3.5%	0.1	85.7x	2.4x
Telecommunication	4,946	4,946	-	-	3	580,232	7.7%	2.2	0.0%	16.8x	4.4x	RENATA	139,689	3.1%	0.2	31.1x	4.6x
Pharmaceutical	3,688	3,690	-2.04	-0.06%	34	715,482	9.5%	532.7	7.3%	18.5x	2.3x	UPGDCL	135,475	3.0%	0.0	15.4x	4.4x
Fuel & Power	1,698	1,699	-0.48	-0.03%	23	447,950	6.0%	342.3	4.7%	18.0x	1.1x	BEXIMCO	103,571	2.3%	0.1	9.0x	1.2x
Cement	2,577	2,631	-53.44	-2.03%	7	123,787	1.6%	407.0	5.6%	61.7x	2.8x	BERGERPBL	83,016	1.8%	3.7	28.1x	6.9x
Services & Real Esta	2,090	2,143	-52.73	-2.46%	8	82,591	1.1%	857.6	11.8%	39.4x	1.1x	LHBL	79,438	1.8%	257.1	17.9x	4.5x
Engineering	4,483	4,482	+1.29	+0.03%	42	526,166	7.0%	261.8	3.6%	56.2x	1.8x	ICB	74,119	1.6%	0.0	NM	1.7x
Food & Allied	21,641	21,702	-60.86	-0.28%	21	400,427	5.3%	898.4	12.4%	20.7x	8.4x	BXPHARMA	65,222	1.4%	0.0	14.1x	1.5x
IT	3,338	3,338	-0.74	-0.02%	11	43,514	0.6%	1,063.8	14.7%	32.4x	3.1x	BRACBANK	57,619	1.3%	1.3	9.6x	0.9x
Textile	1,603	1,592	+11.27	+0.71%	58	168,977	2.2%	1,057.2	14.6%	45.1x	1.1x	BEACONPHAR	56,595	1.3%	0.1	60.3x	9.2x
Paper & Printing	10,722	10,810	-88.20	-0.82%	6	41,310	0.5%	243.4	3.4%	40.8x	2.1x	ISLAMIBANK	53,130	1.2%	1.9	8.6x	0.8x
Tannery	3,206	3,196	+10.45	+0.33%	6	33,863	0.5%	153.4	2.1%	45.3x	3.4x	DUTCHBANGL	43,554	1.0%	2.9	7.7x	1.0x
Jute	15,849	15,534	+315.17	+2.03%	3	3,877	0.1%	184.2	2.5%	NM	6.2x	TITASGAS	40,459	0.9%	0.0	13.2x	0.6x
Ceramics	684	683	+1.65	+0.24%	5	31,656	0.4%	30.2	0.4%	41.5x	1.9x	UNILEVERCL	40,181	0.9%	5.7	55.0x	23.9x
Miscellaneous	4,165	4,168	-3.39	-0.08%	14	226,774	3.0%	488.0	6.7%	13.4x	1.8x	POWERGRID	37,347	0.8%	0.0	NM	0.4x
Corporate Bond**	88	88	-	-	9	36,380	0.5%	0.7	0.0%	NM	NM	SUMITPOWER	36,308	0.8%	0.1	10.7x	0.9x
Treasury Bond**	94	94	-0.00	-0.00%	252	2,991,232	39.8%	0.0	0.0%	NM	NM						

Top Ten Gainers	Close Price (BDT)	Δ%	Turnover (BDT Mn)	PE	PB	Top Twenty Free Float Mcap	Free Float Mcap (BDT Mn)	% of Total Free Float Mcap	PE	PB	Most Traded Share	Close Price (BDT)	Δ%	Turnover (BDT Mn)	PE	PB
ZAHEENSPIN	11.0	+10.0%	56.3	NM	2.2x	SQURPHARMA	121,499	7.1%	9.7x	1.7x	PTL	77.0	-	386.3	13.6x	2.4x
GENNEXT	6.6	+10.0%	80.2	NM	0.6x	BATBC	74,086	4.3%	15.7x	6.8x	BSC	130.9	-1.7%	307.6	8.8x	1.6x
APEXSPINN	139.4	+9.9%	33.8	41.5x	2.3x	BEXIMCO	69,196	4.1%	9.0x	1.2x	SEAPEARL	210.1	-8.5%	297.7	51.0x	12.2x
HWAWELLTEX	61.6	+9.8%	52.4	NM	1.7x	RENATA	68,042	4.0%	31.1x	4.6x	EHL	115.5	-0.3%	275.4	18.1x	1.5x
AGNISYS	29.0	+9.0%	259.0	25.7x	1.8x	BEACONPHAR	48,413	2.8%	60.3x	9.2x	AGNISYS	29.0	+9.0%	259.0	25.7x	1.8x
ORIONINFU	339.3	+8.7%	118.8	NM	24.6x	BXPHARMA	45,564	2.7%	14.1x	1.5x	LHBL	68.4	-1.7%	257.1	17.9x	4.5x
APEXFOODS	447.6	+8.7%	30.2	58.8x	4x	GP	38,700	2.3%	12.9x	7.2x	INTRACO	36.3	+2.0%	228.3	24.0x	2.8x
LEGACYFOOT	71.6	+8.6%	43.0	NM	8.0x	BRACBANK	30,976	1.8%	9.6x	0.9x	AAMRANET	77.0	-3.1%	218.5	24.1x	2.0x
BEACHHATCH	46.3	+8.4%	130.6	57.9x	4.4x	LHBL	26,980	1.6%	17.9x	4.5x	UNIQUEHRL	77.6	+0.4%	205.8	17.3x	0.9x
ETL	10.2	+7.4%	22.9	NM	0.8x	ISLAMIBANK	24,166	1.4%	8.6x	0.8x	GENEXIL	92.6	-1.2%	202.5	28.0x	4.8x
Top Ten Losers	Close Price (BDT)	Δ%	Turnover (BDT Mn)	PE	PB						Block Trade	Maximum Price (BDT)	Minimum Price (BDT)	No. of Trade	Quantity ('000)	Turnover (BDT Mn)
SEAPEARL	210.1	-8.5%	297.7	51.0x	12.2x	PUBALIBANK	18,525	1.1%	4.7x	0.6x	GP	261.6	261.6	22.0	167	43.66
AL-HAJTEX	145.7	-7.1%	27.8	NM	16x	CITYBANK	18,211	1.1%	5.5x	0.8x	CITYBANK	21.8	21.8	1.0	1,803	39.30
MIDLANDBNK	14.0	-6.0%	127.1	14.1x	1.0x	SEAPEARL	18,067	1.1%	51.0x	12.2x	OLYMPIC	17,642	1.0%	21.6x	3.3x	
HEIDELBCEM	319.2	-5.5%	115.8	NM	5.3x	ROBI	15,714	0.9%	85.7x	2.4x	ALARABANK	14,483	0.9%	12.8x	1.1x	
MIDASFIN	10.5	-4.5%	0.8	7.9x	1.1x	ALARABANK	14,483	0.9%	12.8x	1.1x	BSRMLTD	14,210	0.8%	NM	0.7x	
ARAMITCEM	23.1	-4.1%	3.6	NM	23.8x	BSRMLTD	14,210	0.8%	NM	0.7x	PRIMEBANK	13,766	0.8%	5.3x	0.6x	
ACMELAB	87.6	-4.1%	51.0	8.5x	0.8x	PRIMEBANK	13,766	0.8%	5.3x	0.6x	UPGDCL	13,547	0.8%	15.4x	4.4x	
UNILEVERCL	2,084.7	-3.7%	5.7	55.0x	23.9x											
BGIC	48.4	-3.6%	1.1	30.2x	2.4x											
CENTRALPHL	11.0	-3.5%	9.1	NM	1.9x											
* NBFI Sector PE calculation methodology has been modified to reflect positive earnings only. ** The base of the Bond Index starts at 100, starting from Jan 13, 2022 Similarly, Treasury Bond Index starts at 100, starting from Oct 10, 2022																

* NBFI Sector PE calculation methodology has been modified to reflect positive earnings only.

** The base of the Bond Index starts at 100, starting from Jan 13, 2022.

Similarly, Treasury Bond Index starts at 100, starting from Oct 10, 2022.

Block Trade	Maximum Price (BDT)	Minimum Price (BDT)	Turnover (BDT Mn)	Quantity ('000)	No. of Trade
GP	261.6	261.6	43.7	167	22
CITYBANK	21.8	21.8	39.3	1,803	1
SQURPHARMA	203.3	202.1	38.0	187	35
BSCCL	199.8	199.8	21.7	108	33
MHSMML	25.5	25.5	15.9	625	1
BEACONPHAR	245.0	235.0	13.7	58	2
KDSALTD	84.0	70.7	13.3	174	13
EMERALDOIL	66.5	65.0	12.7	193	7
NPOLYMER	47.0	45.9	8.5	185	7
DOMINAGE	15.0	14.6	6.6	450	11
APEXFOODS	432.0	430.0	6.3	15	2
RDFOOD	48.8	47.9	6.3	130	4
MARICO	2,400.0	2,335.0	5.9	3	5
BEXIMCO	117.0	104.1	5.6	52	6
EGEN	40.8	40.7	5.6	137	11
EHL	123.0	120.0	4.9	40	2
AAMRANET	85.5	80.0	4.7	57	3
BXPHARMA	146.2	132.1	4.7	33	5
BRACBANK	34.7	34.7	4.3	124	7
BATBC	515.0	479.8	4.2	9	6
ADNTEL	136.0	134.0	4.0	30	2
SINGERBD	137.1	136.8	3.9	29	4
Total			344.2		275

Upcoming Corporate Events

DSE Ticker	Right Share	Dividend		Event	Date
		Stock	Cash		
BRACBANK		7.5%	8%	Record Date	9-May-23
PRAGATIINS		5.0%	25%	Record Date	10-May-23
CITYBANK		2.0%	10%	Record Date	10-May-23
RINGSHINE		0.0%	0%	Record Date	10-May-23
ICBIBANK		0.0%	0%	Record Date	11-May-23
PUBALIBANK		0.0%	13%	Record Date	11-May-23
EASTLAND		0.0%	10%	Record Date	14-May-23
CRYSTALINS		0.0%	10%	Record Date	14-May-23
ISLAMIIINS		0.0%	13%	Record Date	15-May-23
NHFIL		0.0%	15%	Record Date	15-May-23
JANATAINS		0.0%	11%	Record Date	16-May-23
EXIMBANK		0.0%	10%	Record Date	16-May-23
NITOLINS		0.0%	11%	Record Date	17-May-23
DUTCHBANGL		7.5%	18%	Record Date	17-May-23
ASIAINS		0.0%	11%	Record Date	18-May-23
BATASHOE		0.0%	365%	Record Date	18-May-23
TAKAFULINS		0.0%	12%	Record Date	18-May-23

Disclaimer: This report has been prepared by BRAC EPL Stock Brokerage Ltd and is provided for information purposes. It is not, under any circumstances, to be used or considered as an offer to sell, or a solicitation of any offer to buy. Reasonable care has been taken to ensure that the information is not untrue and misleading. BRAC EPL Stock Brokerage Ltd makes no representation or warranty as to the accuracy or completeness of such information. All opinions and estimates included in this report constitute our judgment as of this date and are subject to change without notice.

Important DSE News

PENINSULA

(Q3 Un-audited): EPS was Tk. 0.05 for January-March 2023 as against Tk. 0.08 for January-March 2022; EPS was Tk. (0.20) for July 2022-March 2023 as against Tk. 0.72 for July 2021-March 2022. NOCFPS was Tk. (0.22) for July 2022-March 2023 as against Tk. 0.19 for July 2021-March 2022. NAV per share was Tk. 29.02 as on March 31, 2023 and Tk. 29.47 as on June 30, 2022.

GREENDELTA

(Q1 Un-audited): Consolidated EPS was Tk. 0.74 for January-March 2023 as against Tk. 1.78 for January-March 2022; Consolidated NOCFPS was Tk. 0.02 for January-March 2023 as against Tk. 0.67 for January-March 2022. Consolidated NAV per share was Tk. 69.94 as on March 31, 2023 and Tk. 68.96 as on December 31, 2022.

QUASEMIND

(Q3 Un-audited): EPS was Tk. 0.12 for January-March 2023 as against Tk. 0.15 for January-March 2022; EPS was Tk. (0.07) for July 2022-March 2023 as against Tk. 0.33 for July 2021-March 2022. NOCFPS was Tk. 0.51 for July 2022-March 2023 as against Tk. 0.97 for July 2021-March 2022. NAV per share was Tk. 27.38 as on March 31, 2023 and Tk. 27.64 as on June 30, 2022.

BRACBANK

(Q1 Un-audited): Consolidated EPS was Tk. 0.96 for January-March 2023 as against Tk. 0.77 for January-March 2022; Consolidated NOCFPS was Tk. 1.85 for January-March 2023 as against Tk. 7.20 for January-March 2022. Consolidated NAV per share was Tk. 41.86 as on March 31, 2023 and Tk. 38.94 as on March 31, 2022.

APEXTANRY

The company has informed that the Board of Directors has re-appointed Dr. ATM Shamsul Huda, former Secretary to the Govt. of Bangladesh and former Chief Election Commissioner, Bangladesh Election Commission as an Independent Director of the company with effect from June 18, 2023.

EIL

Md. Shamsur Rahman, one of the Sponsor Directors of the company, has expressed his intention to transfer entire holding of 31,11,736 shares of the company to his Son Asifur Rahman, by way of gift outside the trading system of the Exchange within next 30 working days effective from March 27, 2023.

EASTERNINS

The company has informed that the Board of Directors has elected Mr. A.S.M. Waheeduzzaman as the Chairman of the company with effect from April 12, 2023.

FIRSTSBANK

Mrs. Farzana Parveen, one of the Directors of the company, has expressed her intention to buy 32,16,918 shares of the company at prevailing market price (in the Block Market) through Chittagong Stock Exchange Limited (CSE) within next 30 working days.