

Daily Market Update

The market closed in green today. The benchmark index DSEX (+0.06%) gained 4.04 points and closed at 6,281.25. The blue-chip index DS30 (0.00%), the Shariah-based index DSES (-0.04%), and the large-cap index CDSET (-0.13%) closed at 2,193.32, 1,368.01, and 1,211.34 points, respectively. Large-cap sectors posted mixed performance today. Engineering booked the highest gain of 0.07% followed by NBF1 (+0.03%), Pharmaceutical (+0.02%). Food & Allied experienced the highest loss of 0.6% followed by Fuel & Power (-0.21%), Bank (-0.07%). Block trades contributed 4.3% of the overall market turnover. Bangladesh Shipping Corporation (+0.8%) was the most traded share with a turnover of BDT 367 million.

Index	Closing	Opening	Point Δ	%Δ	YTD %Δ
DSEX	6,281.25	6,277.21	+4.04	+0.06%	+1.2%
DS30	2,193.32	2,193.37	-0.04	-0.00%	-0.1%
DSES	1,368.01	1,368.52	-0.51	-0.04%	+0.7%
CDSET	1,211.34	1,212.95	-1.61	-0.13%	-0.3%

	Advanced	Declined	Unchanged	Total
All Category	105	66	189	360
A Category (Equity)	65	43	133	241
B Category (Equity)	34	18	46	98
N Category (Equity)	4	0	1	5
Z Category (Equity)	2	5	9	16
Mutual Funds	1	0	24	25
Corporate Bonds	0	0	3	3
Treasury Bonds	0	0	0	0

* Based on Traded Scripts

		Today	Last Day	Daily %Δ
Mcap	Mn BDT	7,706,012	7,697,836	+0.1%
	Mn USD	71,607	71,531	
Turnover	Mn BDT	7,120	7,443	-4.3%
	Mn USD	66	69	
Volume	Mn Shares	136	150	-9.5%
No. of Trade		175,184	157,320	+11.4%

* Average Interbank Exchange Rate is BDT 107.62 as of May 16, 2023

Fahim Hassan
 Research Analyst

(880) 1709636546
 fahim.hassan@bracepl.com

Md. Tanvir Ahmed
 Research Associate

(880) 1708805201
 mtanvir.ahmed@bracepl.com

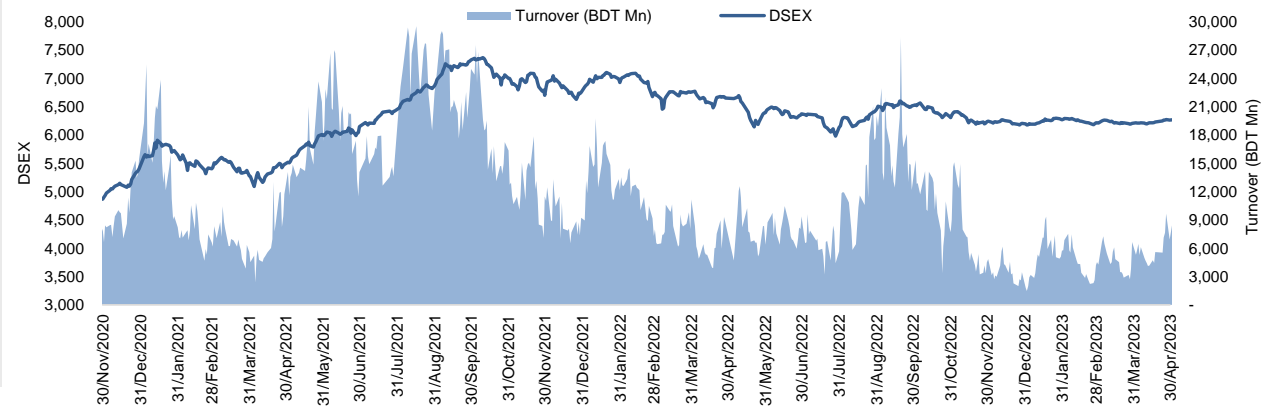


Figure: Sectorial Turnover (BDT Mn)

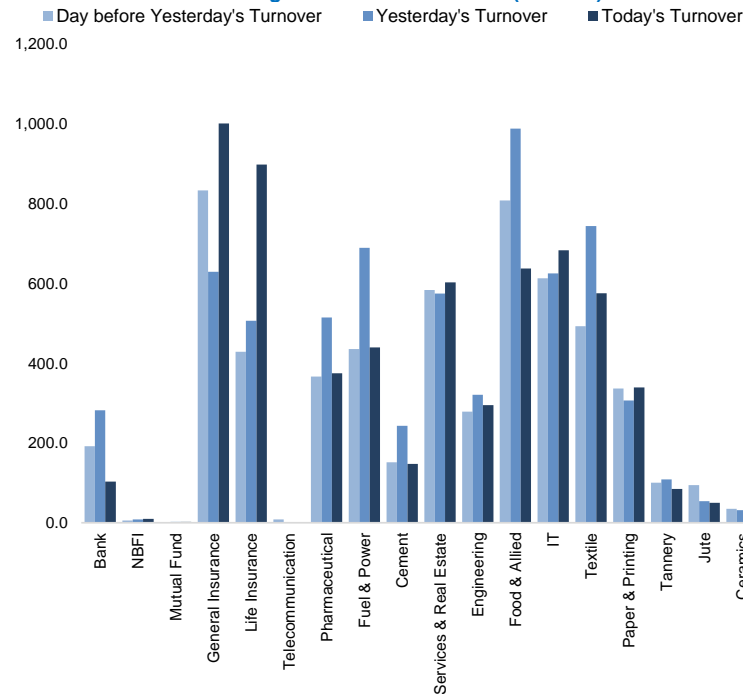
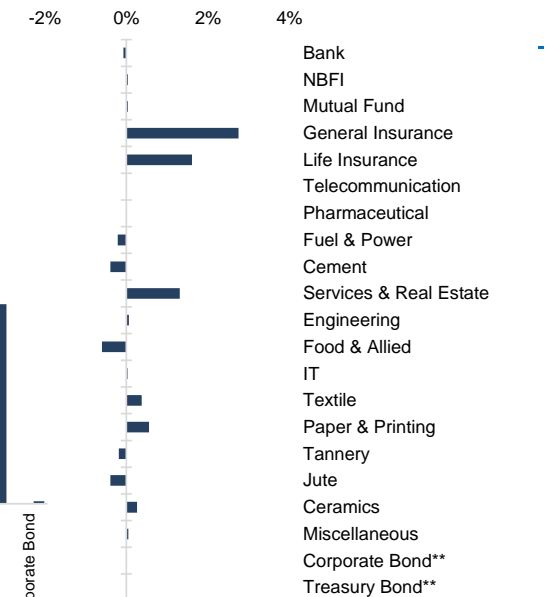


Figure: Sectorial Mcap Change



Market PE 22.4x

Market PB 1.5x

Sector Index	Closing	Opening	Points Δ	%Δ	No. of Companies	Mcap (BDT Mn)	% of Total Mcap	Turnover (BDT Mn)	% of Total Turnover	PE	PB	Top Twenty Market Cap	Mcap (BDT Mn)	% of Total Mcap	Turnover (BDT Mn)	PE	PB
Bank	1,447	1,448	-1.02	-0.07%	35	682,566	9.1%	103.0	1.5%	11.9x	0.7x	GP	386,996	8.5%	1.2	13.0x	7.2x
NBFI	1,918	1,918	+0.65	+0.03%	23	186,684	2.5%	9.5	0.1%	NM	4.3x	WALTONHIL	317,378	7.0%	0.3	49.1x	3.2x
Mutual Fund	826	825	+0.30	+0.04%	37	37,338	0.5%	2.0	0.0%	NM	0.7x	BATBC	280,098	6.2%	1.0	15.3x	6.9x
General Insurance	3,354	3,265	+89.77	+2.75%	42	97,904	1.3%	1,001.5	14.7%	17.6x	1.5x	SQURPHARM	185,977	4.1%	4.8	9.9x	1.7x
Life Insurance	2,640	2,598	+41.85	+1.61%	15	73,787	1.0%	897.9	13.2%	NM	NM	ROBI	157,138	3.5%	0.1	85.7x	2.3x
Telecommunication	4,946	4,946	-	-	3	580,232	7.7%	1.3	0.0%	16.9x	4.3x	RENATA	139,689	3.1%	0.1	38.0x	4.6x
Pharmaceutical	3,686	3,685	+0.67	+0.02%	34	714,969	9.5%	375.0	5.5%	19.2x	2.3x	UPGDCL	135,475	3.0%	0.1	16.7x	4.4x
Fuel & Power	1,704	1,707	-3.63	-0.21%	23	449,345	6.0%	439.7	6.5%	23.6x	1.1x	BEXIMCO	103,571	2.3%	0.0	12.0x	1.2x
Cement	2,484	2,494	-9.75	-0.39%	7	119,314	1.6%	147.9	2.2%	30.3x	2.6x	BERGERPBL	83,415	1.8%	0.5	28.3x	6.9x
Services & Real Esta	2,062	2,035	+26.63	+1.31%	8	81,455	1.1%	603.0	8.9%	29.5x	1.1x	LHBL	76,767	1.7%	98.0	14.2x	3.9x
Engineering	4,499	4,496	+2.94	+0.07%	42	527,981	7.0%	294.8	4.3%	72.3x	1.8x	ICB	74,119	1.6%	0.0	NM	1.7x
Food & Allied	21,442	21,571	-128.78	-0.60%	21	396,766	5.3%	637.7	9.4%	19.9x	8.2x	BXPHARMA	65,222	1.4%	0.2	14.6x	1.5x
IT	3,340	3,340	+0.94	+0.03%	11	43,551	0.6%	683.6	10.0%	30.5x	3.1x	BRACBANK	57,596	1.3%	0.2	9.0x	0.9x
Textile	1,622	1,616	+6.07	+0.38%	58	170,954	2.3%	575.2	8.4%	85.5x	1.1x	BEACONPHAR	56,595	1.2%	0.0	80.9x	9.2x
Paper & Printing	10,813	10,753	+59.82	+0.56%	6	41,662	0.6%	339.6	5.0%	40.2x	2.1x	ISLAMIBANK	52,808	1.2%	1.2	9.0x	0.8x
Tannery	3,203	3,209	-5.88	-0.18%	6	33,831	0.4%	84.9	1.2%	48.7x	3.3x	DUTCHBANGL	44,180	1.0%	0.0	7.6x	1.0x
Jute	14,267	14,323	-56.04	-0.39%	3	3,490	0.0%	49.8	0.7%	NM	5.6x	TITASGAS	40,459	0.9%	0.0	32.0x	0.6x
Ceramics	687	685	+1.80	+0.26%	5	31,769	0.4%	57.4	0.8%	48.6x	1.9x	UNILEVERCL	39,890	0.9%	1.7	45.3x	13.2x
Miscellaneous	4,181	4,179	+2.04	+0.05%	14	227,666	3.0%	500.3	7.3%	16.3x	1.8x	POWERGRID	37,347	0.8%	0.0	NM	0.4x
Corporate Bond**	88	88	-	-	9	36,390	0.5%	6.2	0.1%	NM	NM	SUMITPOWER	36,308	0.8%	0.0	12.1x	0.9x
Treasury Bond**	94	94	+0.01	+0.01%	252	2,989,092	39.7%	0.0	0.0%	NM	NM						

Top Ten Gainers	Close Price (BDT)	Δ%	Turnover (BDT Mn)	PE	PB
CLICL	74.9	+10.0%	157.4	NM	NM
AL-HAJTEX	158.8	+10.0%	34.6	NM	17.5x
MEGHNAIS	39.9	+9.9%	107.1	25.9x	2.6x
ICICL	35.5	+9.9%	91.8	39.3x	2.2x
ISLAMINS	50.1	+9.6%	30.7	16.9x	2.5x
TILIL	16.0	+9.6%	0.0	NM	NM
FARCHEM	11.6	+9.4%	35.6	NM	1x
EIL	28.6	+7.9%	17.0	16.0x	1.7x
JUTESPINN	322.0	+7.9%	3.1	NM	NM
PAPERPROC	267.3	+7.7%	156.9	54.2x	7.9x

Top Ten Losers	Close Price (BDT)	Δ%	Turnover (BDT Mn)	PE	PB
NTC	251.3	-58.0%	0.0	NM	124.4x
GBBPOWER	15.6	-3.1%	13.7	16.8x	1x
KBPPWBIL	13.3	-2.2%	22.8	NM	1.1x
BDWELDING	27.3	-2.2%	16.1	NM	2.4x
MJLBD	86.7	-2.0%	4.9	12.4x	2.1x
FEKDIL	19.9	-2.0%	68.3	16.9x	1.0x
EXIMBANK	10.4	-1.9%	0.4	4.2x	0.5x
SONALIANSH	464.3	-1.8%	44.5	NM	2.0x
SHYAMPSUG	82.2	-1.8%	0.3	NM	NM
NFML	17.1	-1.7%	14.1	90.0x	1.4x

Top Twenty Free Float Mcap	Free Float Mcap (BDT Mn)	% of Total Free Float Mcap	PE	PB
SQURPHARMA	121,499	7.1%	9.9x	1.7x
BATBC	74,086	4.3%	15.3x	6.9x
BEXIMCO	69,196	4.1%	12.0x	1.2x
RENATA	68,042	4.0%	38.0x	4.6x
BEACONPHAR	48,413	2.8%	80.9x	9.2x
BXPHARMA	45,564	2.7%	14.6x	1.5x
GP	38,700	2.3%	13.0x	7.2x
BRACBANK	30,976	1.8%	9.0x	0.9x
LHBL	26,980	1.6%	14.2x	3.9x
ISLAMIBANK	24,166	1.4%	9.0x	0.8x
NBL	19,116	1.1%	NM	0.7x
PUBALIBANK	18,525	1.1%	4.6x	0.6x
CITYBANK	18,211	1.1%	5.5x	0.8x
SEAPPEARL	18,067	1.1%	30.7x	12.3x
OLYMPIC	17,642	1.0%	20.1x	3.3x
ROBI	15,714	0.9%	85.7x	2.3x
ALARABANK	14,483	0.9%	15.4x	1.1x
BSRMLTD	14,210	0.8%	NM	0.7x
PRIMEBANK	13,766	0.8%	5.3x	0.6x
UPGDCL	13,547	0.8%	16.7x	4.4x

* NBFI Sector PE calculation methodology has been modified to reflect positive earnings only.
** The base of the Bond Index starts at 100, starting from Jan 13, 2022
Similarly, Treasury Bond Index starts at 100, starting from Oct 10, 2022

Most Traded Share	Close Price (BDT)	Δ%	Turnover (BDT Mn)	PE	PB
BSC	132.5	+0.8%	366.9	8.9x	1.7x
INTRACO	41.9	+2.4%	285.2	27.9x	3.3x
SEAPPEARL	212.0	+5.5%	226.4	30.7x	12.3x
RUPALILIFE	112.7	+5.0%	225.0	NM	NM
AGNISYS	28.8	+4.7%	196.8	24.4x	1.8x
PTL	79.8	+3.6%	171.2	12.0x	2.3x
UNIQUEHRL	75.8	-0.3%	165.7	13.3x	0.9x
GEMINISEA	785.9	+4.1%	165.5	37.5x	31.0x
EHL	109.7	-1.6%	162.4	16.3x	1.4x
CLICL	74.9	+10.0%	157.4	NM	NM

Block Trade	Maximum Price (BDT)	Minimum Price (BDT)	No. of Trade	Quantity ('000)	Turnover (BDT Mn)
METROSPIN	43.1	41.0	10.0	962	40.03
CLICL	74.9	70.0	21.0	459	32.19
LRBDL	35.0	31.6	7.0	876	28.73
BSCCL	238.0	199.8	2.0	110	25.80
KDSALTD	76.0	74.0	18.0	176	13.23
BEXIMCO	113.8	104.1	6.0	118	12.53
SQURPHARMA	204.0	202.0	17.0	58	11.72
BATBC	501.0	479.8	5.0	18	9.00
SIMTEX	21.0	21.0	2.0	400	8.40
SONALIPAPR	660.2	573.0	7.0	13	8.21

Block Trade	Maximum Price (BDT)	Minimum Price (BDT)	Turnover (BDT Mn)	Quantity ('000)	No. of Trade
METROSPIN	43.1	41.0	40.0	962	10
CLICL	74.9	70.0	32.2	459	21
LRBDL	35.0	31.6	28.7	876	7
BSCCL	238.0	199.8	25.8	110	2
KDSALTD	76.0	74.0	13.2	176	18
BEXIMCO	113.8	104.1	12.5	118	6
SQURPHARMA	204.0	202.0	11.7	58	17
BATBC	501.0	479.8	9.0	18	5
SIMTEX	21.0	21.0	8.4	400	2
SONALIPAPR	660.2	573.0	8.2	13	7
AL-HAJTEX	152.2	144.0	7.0	47	6
ROBI	29.9	27.0	6.8	230	2
GP	261.6	261.6	5.6	21	9
DHAKAINS	60.0	60.0	5.3	88	2
AOL	32.9	32.9	5.0	152	3
BXPHARMA	133.4	132.0	4.4	33	5
SPCERAMICS	40.8	38.7	4.2	103	2
SILVAPHL	21.5	19.6	4.1	198	2
EMERALDOIL	79.9	79.9	4.0	50	1
MARICO	2,350.0	2,325.1	3.9	2	4
NPOLYMER	50.0	45.9	3.6	77	7
GIB	8.7	8.6	3.5	400	6
Total			309.5		204

Upcoming Corporate Events

DSE Ticker	Right Share	Dividend		Event	Date
		Stock	Cash		
ASIAINS		0.0%	11%	Record Date	18-May-23
BATASHOE		0.0%	365%	Record Date	18-May-23
TAKAFULINS		0.0%	12%	Record Date	18-May-23
ASIAPACINS		0.0%	15%	Record Date	18-May-23
UCB		5.0%	5%	Record Date	18-May-23
FIRSTSBANK		10.0%	0%	Record Date	21-May-23
SBACBANK		0.0%	4%	Record Date	21-May-23
MERCINS		0.0%	10%	Record Date	21-May-23
CONTININS		0.0%	10%	Record Date	22-May-23
BNICL		0.0%	20%	Record Date	22-May-23
STANDARINS		0.0%	13%	Record Date	22-May-23
ISLAMIBANK		0.0%	10%	Record Date	22-May-23
JAMUNABANK		8.5%	18%	Record Date	22-May-23
HEIDELBCEM		0.0%	10%	Record Date	22-May-23
DHAKABANK		6.0%	6%	Record Date	22-May-23
LANKABAFIN		0.0%	10%	Record Date	23-May-23
MIDLANDBNK		0.0%	5%	Record Date	23-May-23

Disclaimer: This report has been prepared by BRAC EPL Stock Brokerage Ltd and is provided for information purposes. It is not, under any circumstances, to be used or considered as an offer to sell, or a solicitation of any offer to buy. Reasonable care has been taken to ensure that the information is not untrue and misleading. BRAC EPL Stock Brokerage Ltd makes no representation or warranty as to the accuracy or completeness of such information. All opinions and estimates included in this report constitute our judgment as of this date and are subject to change without notice.

Important DSE News

KDSALTD

Refer to the earlier news of the company on 15.12.2022 regarding Sale Declaration of a Sponsor Director, Mr. Khalilur Rahman further informed that he executed sales of 4,79,961 shares in the Block Market out of his declaration of selling 14,79,961 shares at prevailing market price through Dhaka Stock Exchange Limited.

MTB

Associated Builders Corporation Ltd., one of the Sponsors of the Company, has expressed its intention to sell 15,20,000 shares out of its holding of 11,064,919 shares (in the Block Market) whereas Rashed Ahmed Chowdhury, a Director of the company, has expressed its intention to buy 15,20,000 shares at prevailing market price (in the Block Market) through Dhaka Stock Exchange Limited within next 30 working days.

FIRSTSBANK

Refer to their earlier news disseminated by DSE on 26.04.2023 regarding dividend declaration, the Company has further informed that BSEC has accorded its consent for their declaration of 10% Stock Dividend for the year ended December 31, 2022. The record date for entitlement of the aforesaid Stock Dividend will remain unchanged, as previously announced on, May 21, 2023.