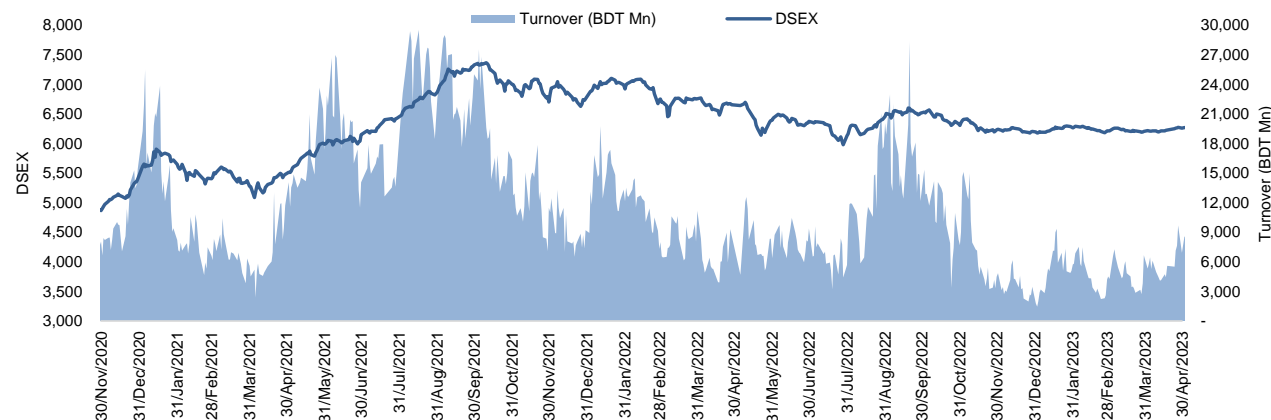


Daily Market Update

The market closed in red today. The benchmark index DSEX (-0.14%) lost 8.9 points and closed at 6,281.30. The blue-chip index DS30 (-0.20%), the Shariah-based index DSES (-0.15%), and the large-cap index CDSET (-0.05%) closed at 2,190.91, 1,366.23, and 1,211.20 points, respectively. Most of the large-cap sectors posted negative performance today. Fuel & Power experienced the highest loss of 0.12% followed by Engineering (-0.03%), NBFi (-0.03%), Food & Allied (-0.02%), Bank (0.00%), Telecommunication (0.00%), and Pharmaceutical (+0.01%), respectively. Block trades contributed 4.9% of the overall market turnover. Bangladesh Shipping Corporation (+2.1%) was the most traded share with a turnover of BDT 582 million.



Index	Closing	Opening	Point Δ	%Δ	YTD %Δ
DSEX	6,281.30	6,290.20	-8.90	-0.14%	+1.2%
DS30	2,190.91	2,195.29	-4.38	-0.20%	-0.2%
DSES	1,366.23	1,368.25	-2.02	-0.15%	+0.5%
CDSET	1,211.20	1,211.81	-0.61	-0.05%	-0.3%

	Advanced	Declined	Unchanged	Total
All Category	65	105	193	363
A Category (Equity)	37	70	140	247
B Category (Equity)	19	33	43	95
N Category (Equity)	3	1	1	5
Z Category (Equity)	6	1	9	16
Mutual Funds	3	0	31	34
Corporate Bonds	0	0	2	2
Treasury Bonds	0	0	0	0

* Based on Traded Scripts

		Today	Last Day	Daily %Δ
Mcap	Mn BDT	7,701,299	7,706,379	-0.1%
	Mn USD	71,441	71,488	
Turnover	Mn BDT	8,117	9,329	-13.0%
	Mn USD	75	87	
Volume	Mn Shares	159	191	-17.1%
No. of Trade		192,706	220,288	-12.5%

* Average Interbank Exchange Rate is BDT 107.80 as of May 18, 2023

Fahim Hassan
Research Analyst

(880) 1709636546
fahim.hassan@bracepl.com

Md. Tanvir Ahmed
Research Associate

(880) 1708805201
mtanvir.ahmed@bracepl.com

Figure: Sectorial Turnover (BDT Mn)

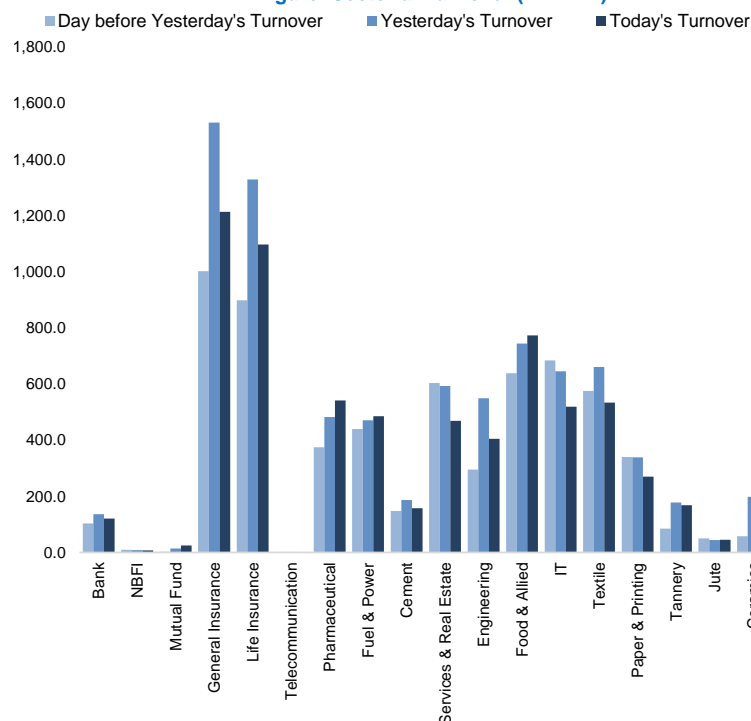
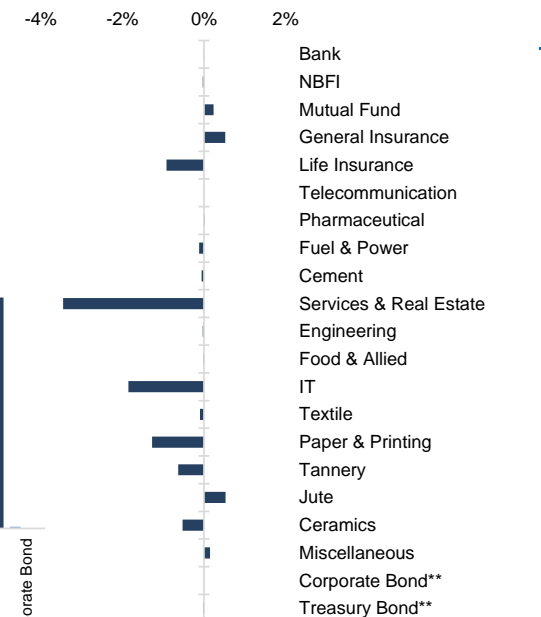


Figure: Sectorial Mcap Change



Market PE 22.4x

Market PB 1.5x

Sector Index	Closing	Opening	Points Δ	%Δ	No. of Companies	Mcap (BDT Mn)	% of Total Mcap	Turnover (BDT Mn)	% of Total Turnover	PE	PB	Top Twenty Market Cap	Mcap (BDT Mn)	% of Total Mcap	Turnover (BDT Mn)	PE	PB
Bank	1,446	1,446	-0.06	-0.00%	35	681,914	9.1%	120.9	1.6%	11.9x	0.7x	GP	386,996	8.5%	0.9	13.0x	7.2x
NBFI	1,918	1,918	-0.53	-0.03%	23	186,635	2.5%	7.5	0.1%	NM	4.3x	WALTONHIL	317,378	7.0%	0.0	49.1x	3.2x
Mutual Fund	828	826	+1.97	+0.24%	37	37,455	0.5%	24.5	0.3%	NM	0.7x	BATBC	280,098	6.2%	1.6	15.3x	6.9x
General Insurance	3,465	3,447	+17.94	+0.52%	42	101,126	1.3%	1,212.5	15.7%	18.2x	1.6x	SQURPHARM/	185,977	4.1%	5.9	9.9x	1.7x
Life Insurance	2,647	2,672	-24.46	-0.92%	15	73,993	1.0%	1,096.7	14.2%	NM	NM	ROBI	157,138	3.5%	1.0	85.7x	2.3x
Telecommunication	4,946	4,946	-	-	3	580,232	7.7%	1.9	0.0%	16.9x	4.3x	RENATA	139,689	3.1%	0.1	38.0x	4.6x
Pharmaceutical	3,686	3,685	+0.52	+0.01%	34	714,976	9.5%	541.7	7.0%	19.2x	2.3x	UPGDCL	135,475	3.0%	0.1	16.7x	4.4x
Fuel & Power	1,703	1,705	-2.00	-0.12%	23	449,255	6.0%	485.4	6.3%	23.6x	1.1x	BEXIMCO	103,571	2.3%	0.1	12.0x	1.2x
Cement	2,478	2,479	-1.48	-0.06%	7	118,998	1.6%	157.2	2.0%	30.3x	2.6x	BERGERPBL	83,207	1.8%	1.4	28.2x	6.9x
Services & Real Est	1,977	2,048	-70.70	-3.45%	8	78,106	1.0%	468.7	6.1%	28.3x	1.0x	LHBL	77,347	1.7%	87.4	14.3x	3.9x
Engineering	4,506	4,508	-1.34	-0.03%	42	528,887	7.0%	404.2	5.2%	72.5x	1.8x	ICB	74,119	1.6%	0.0	NM	1.7x
Food & Allied	21,391	21,395	-4.22	-0.02%	21	395,816	5.3%	773.1	10.0%	19.9x	8.2x	BXPHERMA	65,222	1.4%	0.0	14.6x	1.5x
IT	3,218	3,279	-60.64	-1.85%	11	41,958	0.6%	518.6	6.7%	29.4x	3.0x	BRACBANK	57,596	1.3%	0.1	9.0x	0.9x
Textile	1,619	1,620	-1.62	-0.10%	58	170,596	2.3%	533.9	6.9%	85.3x	1.1x	BEACONPHAR	56,595	1.2%	0.0	80.9x	9.2x
Paper & Printing	10,646	10,783	-137.10	-1.27%	6	41,019	0.5%	270.1	3.5%	39.6x	2.1x	ISLAMIBANK	52,969	1.2%	2.5	9.0x	0.8x
Tannery	3,195	3,216	-20.32	-0.63%	6	33,749	0.4%	168.5	2.2%	48.6x	3.3x	DUTCHBANGL	44,203	1.0%	0.1	7.6x	1.0x
Jute	14,487	14,410	+76.63	+0.53%	3	3,544	0.0%	45.1	0.6%	NM	5.7x	TITASGAS	40,459	0.9%	0.0	32.0x	0.6x
Ceramics	690	694	-3.66	-0.53%	5	31,911	0.4%	67.0	0.9%	48.9x	1.9x	UNILEVERCL	39,185	0.9%	1.4	44.5x	13.0x
Miscellaneous	4,198	4,192	+6.28	+0.15%	14	228,568	3.0%	822.7	10.7%	16.4x	1.8x	POWERGRID	37,347	0.8%	0.0	NM	0.4x
Corporate Bond**	88	88	-	-	9	36,390	0.5%	1.6	0.0%	NM	NM	SUMITPOWER	36,308	0.8%	0.0	12.1x	0.9x
Treasury Bond**	93	93	-0.01	-0.01%	252	2,985,954	39.7%	0.0	0.0%	NM	NM						

Top Ten Gainers	Close Price (BDT)	Δ%	Turnover (BDT Mn)	PE	PB	Top Twenty Free Float Mcap	Free Float Mcap (BDT Mn)	% of Total Free Float Mcap	PE	PB	Most Traded Share	Close Price (BDT)	Δ%	Turnover (BDT Mn)	PE	PB
BGIC	62.9	+10.0%	17.5	39.3x	3.2x	SQURPHARMA	121,499	7.1%	9.9x	1.7x	BSC	137.9	+2.1%	582.4	9.2x	1.7x
TILIL	19.3	+9.7%	0.0	NM	NM	BATBC	74,086	4.3%	15.3x	6.9x	RUPALILIFE	126.6	+6.5%	391.2	NM	NM
CAPMIBLMF	11.6	+9.4%	11.7	NM	1.3x	BEXIMCO	69,196	4.1%	12.0x	1.2x	INTRACO	40.7	-1.2%	340.2	27.1x	3.2x
EMERALDOIL	95.1	+9.3%	136.2	NM	NM	RENATA	68,042	4.0%	38.0x	4.6x	CLICL	71.6	-6.4%	265.7	NM	NM
GLOBALINS	42.2	+9.0%	96.2	27.6x	3.2x	BEACONPHAR	48,413	2.8%	80.9x	9.2x	ORIONINFU	375.0	+7.9%	231.3	NM	27.2x
NTC	297.1	+8.7%	0.2	NM	147.1x	BXPHARMA	45,564	2.7%	14.6x	1.5x	GEMINISEA	694.8	-5.2%	211.0	33.1x	27.4x
ORIONINFU	375.0	+7.9%	231.3	NM	27x	GP	38,700	2.3%	13.0x	7.2x	SIMTEX	24.8	+7.8%	186.9	27.3x	1.1x
SIMTEX	24.8	+7.8%	186.9	27.3x	1.1x	BRACBANK	30,976	1.8%	9.0x	0.9x	EHL	103.5	-3.5%	179.1	15.3x	1.3x
SHYAMPSUG	85.9	+6.8%	3.6	NM	NM	LHBL	26,980	1.6%	14.3x	3.9x	MEGHNALIFE	73.6	-2.5%	167.6	NM	NM
ZEALBANGLA	135.2	+6.5%	3.4	NM	NM	ISLAMIBANK	24,166	1.4%	9.0x	0.8x	AAMRANET	76.3	-2.8%	147.8	20.0x	2.0x
						NBL	19,116	1.1%	NM	0.7x						
						PUBALIBANK	18,525	1.1%	4.6x	0.6x						
						CITYBANK	18,211	1.1%	5.5x	0.8x						
						SEAPEARL	18,067	1.1%	28.7x	11.4x						
						OLYMPIC	17,642	1.0%	19.9x	3.3x						
						ROBI	15,714	0.9%	85.7x	2.3x						
						ALARABANK	14,483	0.9%	15.3x	1.1x						
						BSRMLTD	14,210	0.8%	NM	0.7x						
						PRIMEBANK	13,766	0.8%	5.3x	0.6x						
						UPGDCL	13,547	0.8%	16.7x	4.4x						
Top Ten Losers	Close Price (BDT)	Δ%	Turnover (BDT Mn)	PE	PB						Block Trade	Maximum Price (BDT)	Minimum Price (BDT)	No. of Trade	Quantity ('000)	Turnover (BDT Mn)
MIRACLEIND	30.9	-6.6%	23.6	NM	1.0x						EMERALDOIL	90.0	79.0	15.0	930	76.2
SEAPEARL	197.7	-6.5%	124.3	28.7x	11x						GEMINISEA	787.0	787.0	1.0	30	23.6
CLICL	71.6	-6.4%	265.7	NM	NM						LRBDL	31.8	31.6	9.0	658	20.8
PRAGATILIF	115.7	-6.2%	32.6	NM	NM						RUPALILIFE	123.1	115.0	3.0	150	18.3
FARCHEM	11.0	-6.0%	41.0	NM	1.0x						OLYMPIC	165.0	165.0	1.0	100	16.5
GEMINISEA	694.8	-5.2%	211.0	33.1x	27.4x						BRACBANK	32.3	32.3	11.0	453	14.6
MONOSPOOL	317.2	-5.1%	68.1	42.1x	6.5x						GP	262.1	261.6	13.0	52	13.7
METROSPIN	42.0	-4.8%	44.9	43.0x	2.0x						SIMTEX	23.2	23.2	2.0	550	12.7
APEXFOODS	434.4	-4.7%	94.4	43.7x	3.4x						PTL	72.5	72.0	17.0	173	12.5
AGNISYSL	26.2	-4.0%	92.7	22.2x	1.7x						SALVOCHEM	61.9	55.7	10.0	206	12.0

* NBFI Sector PE calculation methodology has been modified to reflect positive earnings only.

** The base of the Bond Index starts at 100, starting from Jan 13, 2022

Similarly, Treasury Bond Index starts at 100, starting from Oct 10, 2022

* NBFI Sector PE calculation methodology has been modified to reflect positive earnings only.
** The base of the Bond Index starts at 100, starting from Jan 13, 2022
Similarly, Treasury Bond Index starts at 100, starting from Oct 10, 2022

Block Trade	Maximum Price (BDT)	Minimum Price (BDT)	Turnover (BDT Mn)	Quantity ('000)	No. of Trade
EMERALDOIL	90.0	79.0	76.3	930	15
GEMINISEA	787.0	787.0	23.6	30	1
LRBDL	31.8	31.6	20.8	658	9
RUPALILIFE	123.1	115.0	18.4	150	3
OLYMPIC	165.0	165.0	16.5	100	1
BRACBANK	32.3	32.3	14.6	453	11
GP	262.1	261.6	13.7	52	13
SIMTEX	23.2	23.2	12.8	550	2
PTL	72.5	72.0	12.5	173	17
SALVOCHEM	61.9	55.7	12.0	206	10
GIB	8.9	8.2	11.8	1,337	4
BERGERPBL	1,778.0	1,778.0	10.1	6	1
EBL	29.8	29.8	10.1	340	1
NPOLYMER	50.1	45.9	9.8	211	18
TRUSTB1MF	5.1	5.1	9.2	1,809	1
SQURPHARMA	208.0	202.3	9.0	44	13
QUASEMIND	60.0	53.0	7.3	129	3
KDSALTD	76.5	75.0	7.2	96	8
BBSCABLES	45.0	45.0	7.2	160	10
AGNISYSL	28.9	28.9	5.8	200	1
SKTRIMS	26.2	26.2	5.2	200	1
ORIONPHARM	71.9	71.7	5.2	72	6
Total			395.6		230

Upcoming Corporate Events

DSE Ticker	Right Share	Dividend		Event	Date
		Stock	Cash		
CONTININS		0.0%	10%	Record Date	22-May-23
BNICL		0.0%	20%	Record Date	22-May-23
STANDARINS		0.0%	13%	Record Date	22-May-23
ISLAMIBANK		0.0%	10%	Record Date	22-May-23
JAMUNABANK		8.5%	18%	Record Date	22-May-23
HEIDELBCEM		0.0%	10%	Record Date	22-May-23
DHAKABANK		6.0%	6%	Record Date	22-May-23
LANKABAFIN		0.0%	10%	Record Date	23-May-23
MIDLANDBNK		0.0%	5%	Record Date	23-May-23
PREMIERBAN		7.5%	13%	Record Date	23-May-23
MERCANBANK		2.0%	10%	Record Date	23-May-23
MTB		10.0%	0%	Record Date	23-May-23
ABBANK		2.0%	0%	Record Date	23-May-23
PEOPLESINS		0.0%	11%	Record Date	24-May-23
UNIONBANK		0.0%	5%	Record Date	24-May-23
MEGHNAINS		0.0%	10%	Record Date	25-May-23
REPUBLIC		0.0%	11%	Record Date	25-May-23

Important DSE News

IFIC

Refer to their earlier news disseminated by DSE on 30.04.2023 regarding dividend declaration, the Company has further informed that BSEC has accorded its consent to the company for raising of Paid-up capital by issuing 2.50% Stock Dividend for the year ended December 31, 2022.

IFADAUTOS

The company has informed that the Board of Directors of the company has decided to sell a land measuring area of 90 (ninety) decimal, located at (Mouza: Himardhighi, Thana: Tongi, District: Gazipur) at a consideration of BDT. 16,50,00,000.00 (Sixteen crore fifty lakhs) only.

ABBANK

Refer to their earlier news disseminated by DSE on 02.05.2023 regarding dividend declaration, the company has further informed that they have not received consent yet from BSEC against their declaration of 2% Stock dividend for the year ended December 31, 2022.

UCB

Refer to their earlier news disseminated by DSE on 26.04.2023 regarding dividend declaration, the Company has further informed that BSEC has accorded its consent for their declaration of 5% Stock Dividend for the year ended December 31, 2022. The record date for entitlement of the aforesaid Bonus Shares is May 31, 2023.

FIRSTSBANK

Abu Hena Mostafa Kamal, one of the Sponsors of the company, has further informed that he has completed his sale of 2,425,500 shares of the Company at prevailing market price through Chittagong Stock Exchange PLC (CSE) as per declaration disseminated on 09.05.2023.

Disclaimer: This report has been prepared by BRAC EPL Stock Brokerage Ltd and is provided for information purposes. It is not, under any circumstances, to be used or considered as an offer to sell, or a solicitation of any offer to buy. Reasonable care has been taken to ensure that the information is not untrue and misleading. BRAC EPL Stock Brokerage Ltd makes no representation or warranty as to the accuracy or completeness of such information. All opinions and estimates included in this report constitute our judgment as of this date and are subject to change without notice.