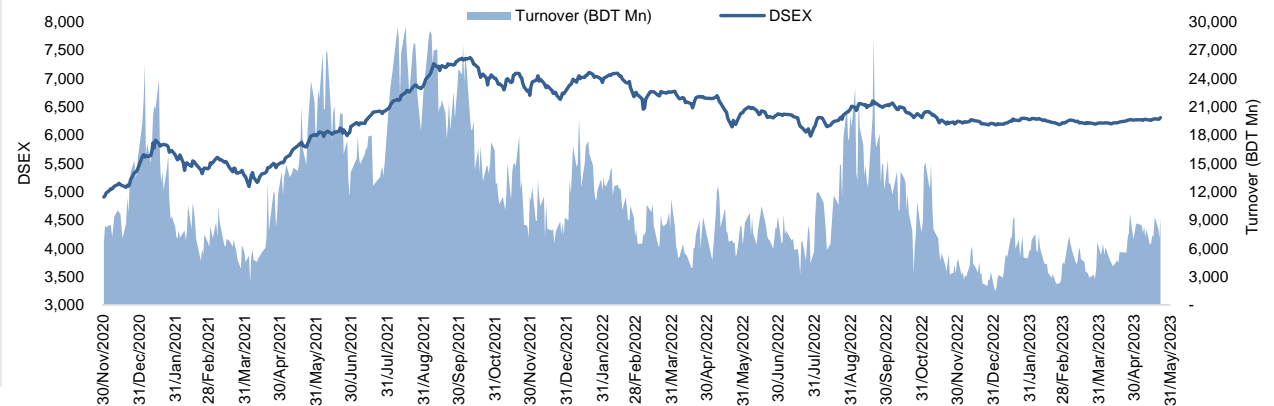


## Daily Market Update

The market closed in green today. The benchmark index DSEX (+0.39%) gained 24.53 points and closed at 6,306.19. The blue-chip index DS30 (+0.24%), the Shariah-based index DSES (+0.34%), and the large-cap index CDSET (+0.06%) closed at 2,195.81, 1,371.16, and 1,211.48 points, respectively. Most of the large-cap sectors posted positive performance today. Pharmaceutical booked the highest gain of 0.29% followed by Food & Allied (+0.19%), Fuel & Power (+0.05%), NBF1 (+0.05%), Engineering (+0.01%), Telecommunication (0.00%), and Bank (-0.09%), respectively. Block trades contributed 15.9% of the overall market turnover. Bangladesh Shipping Corporation (-1.2%) was the most traded share with a turnover of BDT 417 million.



Index	Closing	Opening	Point Δ	%Δ	YTD %Δ
DSEX	6,306.19	6,281.65	+24.53	+0.39%	+1.6%
DS30	2,195.81	2,190.60	+5.21	+0.24%	+0.0%
DSES	1,371.16	1,366.48	+4.68	+0.34%	+0.9%
CDSET	1,211.48	1,210.78	+0.70	+0.06%	-0.2%

	Advanced	Declined	Unchanged	Total
All Category	134	38	180	352
A Category (Equity)	85	21	133	239
B Category (Equity)	39	15	41	95
N Category (Equity)	3	0	1	4
Z Category (Equity)	7	2	5	14
Mutual Funds	1	1	22	24
Corporate Bonds	0	0	2	2
Treasury Bonds	0	0	0	0

\* Based on Traded Scrips

		Today	Last Day	Daily %Δ
Mcap	Mn BDT	7,717,072	7,703,635	+0.2%
	Mn USD	71,043	70,920	
Turnover	Mn BDT	9,203	7,074	+30.1%
	Mn USD	85	65	
Volume	Mn Shares	177	143	+23.2%
No. of Trade		194,245	173,223	+12.1%

\* Average Interbank Exchange Rate is BDT 108.63 as of May 22, 2023

**Fahim Hassan**  
 Research Analyst  
 (880) 1709636546  
 fahim.hassan@bracepl.com

**Md. Tanvir Ahmed**  
 Research Associate  
 (880) 1708805201  
 mtanvir.ahmed@bracepl.com

Figure: Sectorial Turnover (BDT Mn)

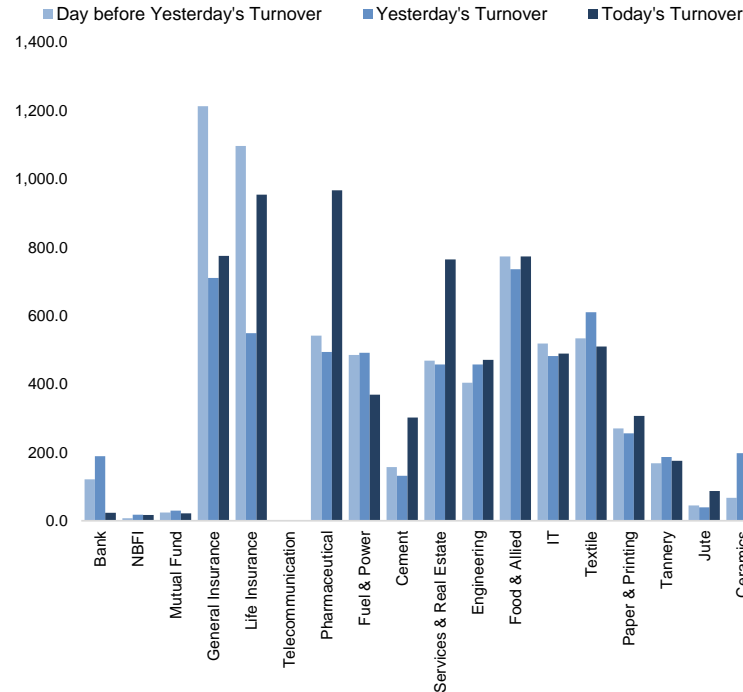
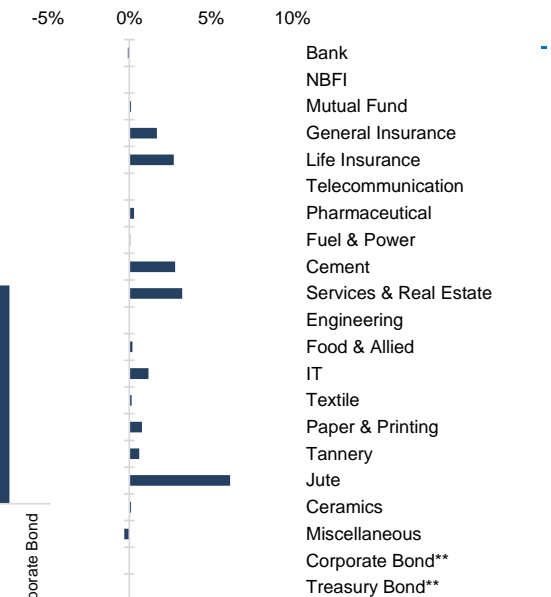


Figure: Sectorial Mcap Change



Market PE 18.4x

Market PB 1.5x

\* Market P/E calculation excludes NBL

Sector Index	Closing	Opening	Points Δ	%Δ	No. of Companies	Mcap (BDT Mn)	% of Total Mcap	Turnover (BDT Mn)	% of Total Turnover	PE	PB	Top Twenty Market Cap	Mcap (BDT Mn)	% of Total Mcap	Turnover (BDT Mn)	PE	PB
Bank	1,448	1,449	-1.29	-0.09%	35	682,617	9.1%	23.5	0.3%	11.9x	0.7x	GP	386,996	8.5%	0.5	13.0x	7.2x
NBFI	1,920	1,919	+0.92	+0.05%	23	186,811	2.5%	17.3	0.2%	NM	4.3x	WALTONHIL	317,378	7.0%	0.0	49.1x	3.2x
Mutual Fund	831	830	+0.84	+0.10%	37	37,558	0.5%	21.8	0.3%	NM	0.7x	BATBC	280,098	6.2%	0.5	15.3x	6.9x
General Insurance	3,432	3,374	+57.28	+1.70%	42	100,155	1.3%	775.1	10.0%	18.0x	1.6x	SQURPHARM	185,977	4.1%	3.3	9.9x	1.7x
Life Insurance	2,714	2,642	+72.25	+2.73%	15	75,872	1.0%	954.3	12.3%	NM	NM	ROBI	157,138	3.5%	0.1	85.7x	2.3x
Telecommunication	4,946	4,946	-	-	3	580,232	7.7%	1.0	0.0%	16.9x	4.3x	RENATA	139,689	3.1%	0.1	38.0x	4.6x
Pharmaceutical	3,697	3,687	+10.60	+0.29%	34	717,210	9.5%	966.5	12.5%	19.3x	2.3x	UPGDCL	135,475	3.0%	0.6	16.7x	4.4x
Fuel & Power	1,702	1,701	+0.90	+0.05%	23	448,860	6.0%	368.8	4.8%	23.5x	1.1x	BEXIMCO	103,571	2.3%	0.0	12.0x	1.2x
Cement	2,547	2,477	+69.70	+2.81%	7	122,319	1.6%	301.7	3.9%	31.1x	2.6x	BERGERPBL	82,423	1.8%	1.4	27.9x	6.9x
Services & Real Esta	2,073	2,008	+65.01	+3.24%	8	81,900	1.1%	764.5	9.9%	29.7x	1.1x	LHBL	78,277	1.7%	126.8	14.5x	3.9x
Engineering	4,509	4,509	+0.26	+0.01%	42	529,247	7.0%	470.5	6.1%	72.5x	1.8x	ICB	74,119	1.6%	0.4	NM	1.7x
Food & Allied	21,455	21,414	+40.42	+0.19%	21	396,997	5.3%	773.6	10.0%	19.9x	8.2x	BXPHARMA	65,222	1.4%	0.0	14.6x	1.5x
IT	3,287	3,249	+37.99	+1.17%	11	42,860	0.6%	489.0	6.3%	30.0x	3.1x	BRACBANK	57,596	1.3%	0.1	9.0x	0.9x
Textile	1,622	1,620	+2.28	+0.14%	58	170,992	2.3%	509.4	6.6%	77.8x	1.1x	BEACONPHAR	56,595	1.2%	0.0	80.9x	9.2x
Paper & Printing	10,786	10,703	+83.47	+0.78%	6	41,558	0.6%	306.5	4.0%	40.1x	2.1x	ISLAMIBANK	52,486	1.2%	3.4	8.9x	0.8x
Tannery	3,204	3,184	+19.21	+0.60%	6	33,835	0.4%	175.7	2.3%	48.7x	3.3x	DUTCHBANGL	44,203	1.0%	0.2	7.6x	1.0x
Jute	15,530	14,627	+903.18	+6.17%	3	3,799	0.1%	86.7	1.1%	NM	6.1x	TITASGAS	40,459	0.9%	0.1	32.0x	0.6x
Ceramics	696	695	+0.75	+0.11%	5	32,167	0.4%	97.0	1.3%	49.2x	1.9x	UNILEVERCL	39,322	0.9%	0.7	44.7x	13.1x
Miscellaneous	4,183	4,196	-12.84	-0.31%	14	227,763	3.0%	638.5	8.2%	16.4x	1.8x	POWERGRID	37,347	0.8%	0.0	NM	0.4x
Corporate Bond**	88	88	-	-	9	36,390	0.5%	0.0	0.0%	NM	NM	SUMITPOWER	36,308	0.8%	0.0	12.1x	0.9x
Treasury Bond**	93	93	-0.01	-0.01%	252	2,986,413	39.6%	0.0	0.0%	NM	NM						

Top Ten Gainers	Close Price (BDT)	Δ%	Turnover (BDT Mn)	PE	PB	Top Twenty Free Float Mcap	Free Float Mcap (BDT Mn)	% of Total Free Float Mcap	PE	PB	Most Traded Share	Close Price (BDT)	Δ%	Turnover (BDT Mn)	PE	PB
MEGHNAPET	35.2	+10.0%	5.0	NM	NM	SQURPHARMA	121,499	7.1%	9.9x	1.7x	BSC	135.9	-1.2%	417.2	9.1x	1.7x
CLICL	77.4	+9.9%	173.9	NM	NM	BATBC	74,086	4.3%	15.3x	6.9x	EHL	107.2	+2.8%	409.0	15.9x	1.4x
GQBALLPEN	101.8	+9.9%	33.7	NM	0.8x	BEXIMCO	69,196	4.0%	12.0x	1.2x	NAVANAPHAR	88.2	+6.9%	314.9	20.0x	2.2x
TILIL	23.3	+9.9%	0.0	NM	NM	RENATA	68,042	4.0%	38.0x	4.6x	RUPALILIFE	142.8	+5.5%	276.8	NM	NM
RAHIMTEXT	153.6	+9.9%	7.1	NM	5.5x	BXPHARMA	45,564	2.6%	14.6x	1.5x	GEMINISEA	785.8	+5.2%	275.6	37.5x	31.0x
MEGCONMILK	32.5	+9.8%	19.8	22.0x	NM	BEACONPHAR	39,617	2.3%	80.9x	9.2x	INTRACO	37.9	-2.6%	230.3	25.2x	2.9x
ARAMITCEM	28.1	+9.8%	24.8	NM	29x	GP	38,700	2.2%	13.0x	7.2x	ORIONINFU	392.8	+3.5%	222.2	NM	28.5x
MEGHNALIFE	80.4	+9.4%	181.0	NM	NM	BRACBANK	30,976	1.8%	9.0x	0.9x	MEGHNALIFE	80.4	+9.4%	181.0	NM	NM
MEGHNAINS	43.6	+9.0%	61.2	28.3x	2.9x	LHBL	26,980	1.6%	14.5x	3.9x	CLICL	77.4	+9.9%	173.9	NM	NM
IMAMBUTTON	90.2	+8.9%	16.9	NM	18.8x	EBL	24,998	1.5%	6.9x	0.9x	ADVENT	26.1	+6.1%	171.1	24.6x	1.7x
						OLYMPIC	19,683	1.1%	19.6x	3.2x						
Top Ten Losers	Close Price (BDT)	Δ%	Turnover (BDT Mn)	PE	PB	NBL	19,116	1.1%	NM	0.7x	Block Trade	Maximum Price (BDT)	Minimum Price (BDT)	No. of Trade	Quantity ('000)	Turnover (BDT Mn)
SIMTEX	24.0	-4.4%	107.8	26.4x	1.1x	PUBALIBANK	18,314	1.1%	4.6x	0.6x	ISLAMIBANK	32.6	32.6	4.0	33,418	1,089.44
STANDARINS	44.9	-4.3%	32.3	19.0x	2x	CITYBANK	18,211	1.1%	5.5x	0.8x	RUPALILIFE	145.0	122.4	9.0	455	59.94
NAVANACNG	27.8	-3.8%	15.7	NM	0.9x	SEAPEARL	16,847	1.0%	31.1x	12.4x	EMERALDOIL	95.8	86.3	9.0	459	40.44
AFTABAUTO	28.1	-3.1%	17.5	40.6x	0.5x	ROBI	15,714	0.9%	85.7x	2.3x	SEAPEARL	219.9	186.2	5.0	140	27.13
SHYAMPSUG	91.9	-2.6%	2.7	NM	NM	ALARABANK	15,220	0.9%	15.5x	1.1x	LHBL	66.7	66.7	1.0	300	20.01
ZEALBANGLA	139.9	-2.6%	2.1	NM	NM	PRIMEBANK	14,248	0.8%	5.3x	0.6x	FINEFOODS	83.0	80.0	7.0	231	18.66
INTRACO	37.9	-2.6%	230.3	25.2x	2.9x	BSRMLTD	14,210	0.8%	NM	0.7x	NPOLYMER	46.3	45.9	32.0	378	17.39
FEKDIL	19.9	-2.5%	81.5	16.9x	1.0x	UPGDCL	13,547	0.8%	16.7x	4.4x	PRAGATILIF	121.0	114.9	4.0	132	15.60
RSRMSTEEL	18.9	-2.1%	12.5	NM	0.4x						BEXIMCO	115.6	104.1	11.0	111	11.72
CONTININS	34.2	-1.7%	25.7	55.2x	1.5x						SKICL	52.6	52.6	1.0	200	10.52
						* NBFI Sector PE calculation methodology has been modified to reflect positive earnings only. ** The base of the Bond Index starts at 100, starting from Jan 13, 2022 Similarly, Treasury Bond Index starts at 100, starting from Oct 10, 2022										

\* NBFI Sector PE calculation methodology has been modified to reflect positive earnings only.

\*\* The base of the Bond Index starts at 100, starting from Jan 13, 2022

Similarly, Treasury Bond Index starts at 100, starting from Oct 10, 2022

Block Trade	Maximum Price (BDT)	Minimum Price (BDT)	Turnover (BDT Mn)	Quantity ('000)	No. of Trade
ISLAMIBANK	32.6	32.6	1,089.4	33,418	4
RUPALILIFE	145.0	122.4	59.9	455	9
EMERALDOIL	95.8	86.3	40.4	459	9
SEAPPEARL	219.9	186.2	27.1	140	5
LHBL	66.7	66.7	20.0	300	1
FINEFOODS	83.0	80.0	18.7	231	7
NPOLYMER	46.3	45.9	17.4	378	32
PRAGATILIF	121.0	114.9	15.6	132	4
BEXIMCO	115.6	104.1	11.7	111	11
SKICL	52.6	52.6	10.5	200	1
FIRSTSBANK	8.1	8.1	10.4	1,286	1
SQURPHARMA	203.4	202.1	10.1	50	16
NBL	8.1	8.0	8.6	1,064	10
GP	261.9	261.6	7.5	29	13
BXPHARMA	132.5	131.7	7.5	56	7
KDSALTD	84.0	69.8	7.0	95	8
GIB	8.5	8.2	6.8	821	11
ISLAMIINS	49.0	48.6	5.4	111	3
ORIONPHARM	71.8	71.7	4.9	68	7
JAMUNAOIL	179.5	179.0	3.8	21	2
LRBDL	34.8	31.6	3.7	115	4
AAMRANET	78.0	68.9	3.6	48	5
<b>Total</b>			<b>1,460.7</b>		<b>257</b>

#### Upcoming Corporate Events

DSE Ticker	Right Share	Dividend		Event	Date
		Stock	Cash		
PEOPLESINS		0.0%	11%	Record Date	24-May-23
UNIONBANK		0.0%	5%	Record Date	24-May-23
MEGHNAINS		0.0%	10%	Record Date	25-May-23
REPUBLIC		0.0%	11%	Record Date	25-May-23
NORTHRNINS		0.0%	10%	Record Date	25-May-23
IFIC		2.5%	3%	Record Date	25-May-23
MARICO		0.0%	750%	Record Date	25-May-23
NRBCBANK		4.5%	8%	Record Date	25-May-23
TRUSTBANK		10.0%	10%	Record Date	29-May-23
NATLIFEINS		0.0%	38%	Record Date	29-May-23
KARNAPHULI		0.0%	10%	Record Date	30-May-23
GIB		5.0%	5%	Record Date	30-May-23
EASTERNINS		0.0%	22%	Record Date	30-May-23
ABBANK		2.0%	0%	Record Date	31-May-23
FEDERALINS		0.0%	10%	Record Date	31-May-23
ENVOYTEX		15.0%	0%	Record Date	31-May-23
AGRANINS		7.0%	8%	Record Date	31-May-23

#### Important DSE News

##### ABBANK

Refer to their earlier news disseminated by DSE on 02.05.2023 regarding dividend declaration, the Company has further informed that BSEC has accorded its consent for their declaration of 2% Stock Dividend for the year ended December 31, 2022. The record date for entitlement of the aforesaid Stock Dividend is May 31, 2023.

##### NRBCBANK

Refer to their earlier news disseminated by DSE on 02.05.2023 regarding dividend declaration, the Company has further informed that BSEC has accorded its consent for their declaration of 4.5% Stock Dividend for the year ended December 31, 2022. The record date on May 25, 2023 for entitlement of the aforesaid Stock Dividend will remain unchanged, as previously announced.

##### AL-HAJTEX

The company has informed that the Board of Directors has appointed Mr. Md. Bakhtiar Rahman, Shareholder Director as the new Managing Director and CEO of the company with immediate effect.

##### RINGSHINE

The Company has informed that the Board of Directors has accepted the resignation of Mr. Sung Wey Min as the Managing Director of the company.

##### GIB

Refer to their earlier news disseminated by DSE on 30.04.2023 regarding dividend declaration, the Company has further informed that BSEC has accorded its consent for their declaration of 5% Stock Dividend for the year ended December 31, 2022. The record date on May 30, 2023 for entitlement of the aforesaid Stock Dividend will remain unchanged, as previously announced.

##### HRTEX

The company has informed that the Board of Directors has accepted the resignation of Professor Dr. Zakir Hossain Bhuiyan, one of the independent directors of the company and appointed Mr. Md. Kabiruzzaman as new Independent Director of the company.

**Disclaimer:** This report has been prepared by BRAC EPL Stock Brokerage Ltd and is provided for information purposes. It is not, under any circumstances, to be used or considered as an offer to sell, or a solicitation of any offer to buy. Reasonable care has been taken to ensure that the information is not untrue and misleading. BRAC EPL Stock Brokerage Ltd makes no representation or warranty as to the accuracy or completeness of such information. All opinions and estimates included in this report constitute our judgment as of this date and are subject to change without notice.