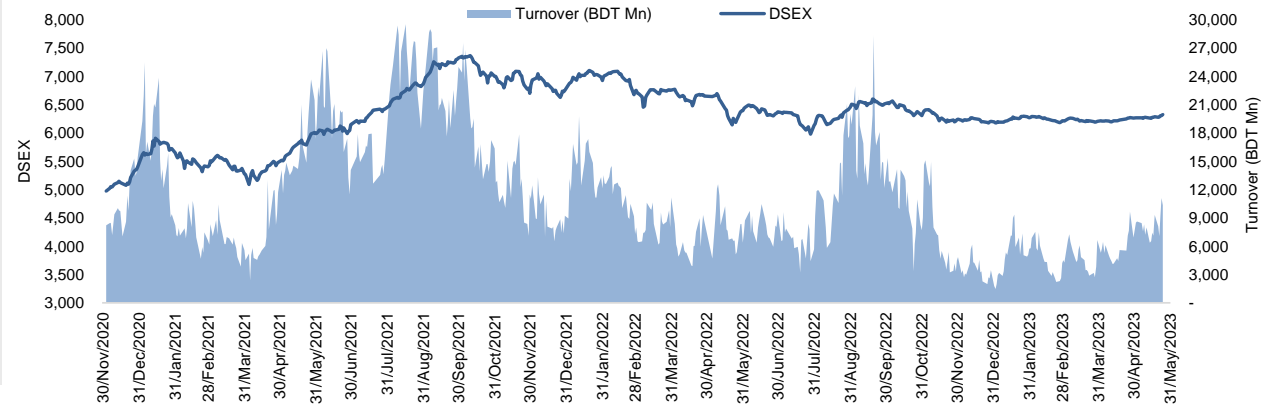


Daily Market Update

The market closed in green today. The benchmark index DSEX (+0.31%) gained 19.83 points and closed at 6,325.73. The blue-chip index DS30 (+0.16%), the Shariah-based index DSES (+0.07%), and the large-cap index CDSET (+0.03%) closed at 2,198.50, 1,370.78, and 1,211.38 points, respectively. Most of the large-cap sectors posted positive performance today. Bank booked the highest gain of 0.19% followed by Fuel & Power (+0.05%), Food & Allied (+0.05%), Pharmaceutical (+0.04%), Engineering (+0.04%), Telecommunication (0.00%), and NBFi (-0.02%), respectively. Block trades contributed 5.7% of the overall market turnover. Bangladesh Shipping Corporation (-0.1%) was the most traded share with a turnover of BDT 464 million.



Index	Closing	Opening	Point Δ	%Δ	YTD %Δ
DSEX	6,325.73	6,305.90	+19.83	+0.31%	+1.9%
DS30	2,198.50	2,195.08	+3.42	+0.16%	+0.1%
DSES	1,370.78	1,369.83	+0.95	+0.07%	+0.9%
CDSET	1,211.38	1,211.05	+0.33	+0.03%	-0.3%

	Advanced	Declined	Unchanged	Total
All Category	105	72	174	351
A Category (Equity)	72	39	127	238
B Category (Equity)	22	30	42	94
N Category (Equity)	5	0	0	5
Z Category (Equity)	6	3	5	14
Mutual Funds	0	3	22	25
Corporate Bonds	0	0	1	1
Treasury Bonds	0	0	0	0

* Based on Traded Scrips

		Today	Last Day	Daily %Δ
Mcap	Mn BDT	7,725,600	7,714,299	+0.1%
	Mn USD	71,621	71,516	
Turnover	Mn BDT	10,366	11,099	-6.6%
	Mn USD	96	103	
Volume	Mn Shares	204	233	-12.6%
No. of Trade		228,460	231,653	-1.4%

* Average Interbank Exchange Rate is BDT 107.87 as of May 24, 2023

Fahim Hassan
 Research Analyst

(880) 1709636546
 fahim.hassan@bracepl.com

Md. Tanvir Ahmed
 Research Associate

(880) 1708805201
 mtanvir.ahmed@bracepl.com

Figure: Sectorial Turnover (BDT Mn)

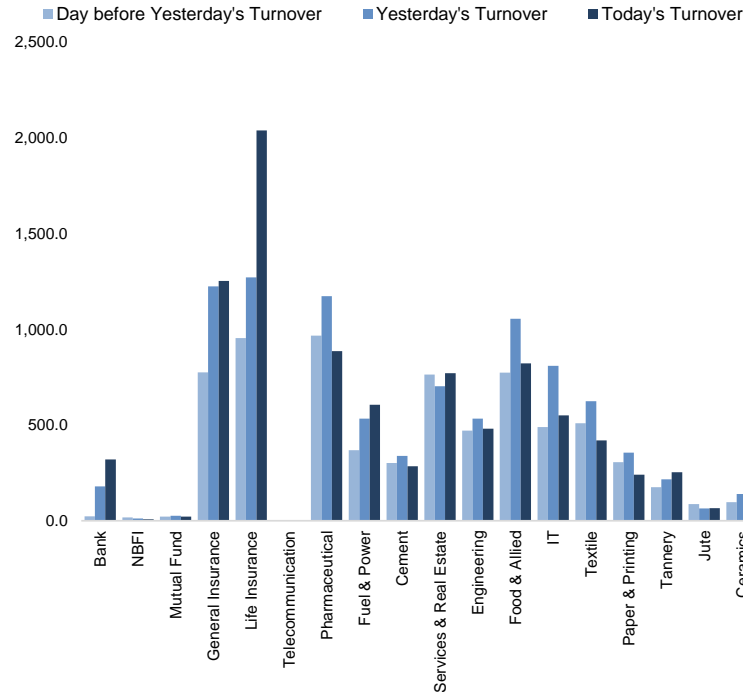
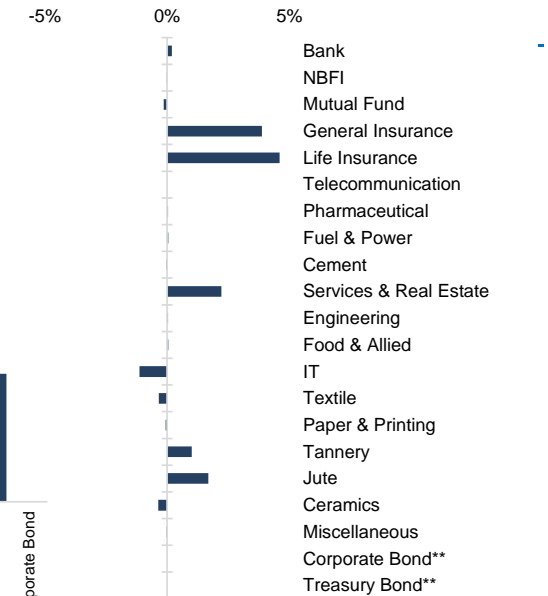


Figure: Sectorial Mcap Change



Market PE 18.4x

Market PB 1.5x

* Market P/E calculation excludes NBL

Sector Index	Closing	Opening	Points Δ	%Δ	No. of Companies	Mcap (BDT Mn)	% of Total Mcap	Turnover (BDT Mn)	% of Total Turnover	PE	PB	Top Twenty Market Cap	Mcap (BDT Mn)	% of Total Mcap	Turnover (BDT Mn)	PE	PB
Bank	1,449	1,446	+2.78	+0.19%	35	682,830	9.1%	320.5	3.3%	11.9x	0.7x	GP	386,996	8.5%	0.3	13.0x	7.2x
NBFI	1,919	1,919	-0.30	-0.02%	23	186,701	2.5%	7.9	0.1%	NM	4.3x	WALTONHIL	317,378	7.0%	0.0	49.1x	3.2x
Mutual Fund	830	831	-1.15	-0.14%	37	37,528	0.5%	22.1	0.2%	NM	0.7x	BATBC	280,098	6.1%	0.6	15.3x	6.9x
General Insurance	3,565	3,432	+133.18	+3.88%	42	104,052	1.4%	1,252.9	12.8%	18.8x	1.6x	SQURPHARM	185,977	4.1%	2.7	9.9x	1.7x
Life Insurance	2,880	2,753	+126.60	+4.60%	15	80,495	1.1%	2,039.6	20.9%	NM	NM	ROBI	157,138	3.4%	0.5	85.7x	2.3x
Telecommunication	4,946	4,946	-	-	3	580,232	7.7%	1.6	0.0%	16.9x	4.3x	RENATA	139,689	3.1%	0.1	38.0x	4.6x
Pharmaceutical	3,703	3,701	+1.58	+0.04%	34	718,252	9.5%	886.5	9.1%	19.3x	2.3x	UPGDCL	135,475	3.0%	0.0	16.7x	4.4x
Fuel & Power	1,705	1,704	+0.86	+0.05%	23	449,628	6.0%	605.4	6.2%	23.6x	1.1x	BEXIMCO	103,571	2.3%	0.1	12.0x	1.2x
Cement	2,523	2,524	-0.76	-0.03%	7	121,187	1.6%	284.7	2.9%	30.8x	2.6x	BERGERPBL	82,502	1.8%	3.2	27.9x	6.9x
Services & Real Esta	2,143	2,096	+46.43	+2.22%	8	84,651	1.1%	771.4	7.9%	30.7x	1.1x	LHBL	77,928	1.7%	100.0	14.4x	3.9x
Engineering	4,508	4,506	+1.71	+0.04%	42	529,042	7.0%	481.2	4.9%	72.5x	1.8x	ICB	74,119	1.6%	0.2	NM	1.7x
Food & Allied	21,473	21,463	+10.50	+0.05%	21	397,342	5.3%	821.8	8.4%	19.9x	8.2x	BXPHARMA	65,222	1.4%	1.1	14.6x	1.5x
IT	3,276	3,314	-37.47	-1.13%	11	42,714	0.6%	551.0	5.6%	29.9x	3.1x	BRACBANK	57,596	1.3%	0.1	9.0x	0.9x
Textile	1,615	1,621	-5.53	-0.34%	58	170,233	2.3%	419.6	4.3%	77.5x	1.1x	BEACONPHAR	56,595	1.2%	0.1	80.9x	9.2x
Paper & Printing	10,792	10,799	-6.22	-0.06%	6	41,582	0.6%	240.5	2.5%	40.1x	2.1x	ISLAMIBANK	52,486	1.2%	0.7	8.9x	0.8x
Tannery	3,232	3,200	+32.28	+1.01%	6	34,134	0.5%	254.2	2.6%	49.2x	3.3x	DUTCHBANGL	44,203	1.0%	0.3	7.6x	1.0x
Jute	15,910	15,645	+264.36	+1.69%	3	3,892	0.1%	66.3	0.7%	NM	6.3x	TITASGAS	40,459	0.9%	0.0	32.0x	0.6x
Ceramics	691	693	-2.46	-0.36%	5	31,941	0.4%	83.8	0.9%	48.9x	1.9x	UNILEVERCL	39,325	0.9%	1.5	44.7x	13.1x
Miscellaneous	4,178	4,179	-1.07	-0.03%	14	227,478	3.0%	668.9	6.8%	16.2x	1.8x	POWERGRID	37,347	0.8%	0.0	NM	0.4x
Corporate Bond**	88	88	-	-	9	36,390	0.5%	0.0	0.0%	NM	NM	SUMITPOWER	36,308	0.8%	0.0	12.1x	0.9x
Treasury Bond**	93	93	-	-	252	2,981,847	39.5%	0.0	0.0%	NM	NM						

Top Ten Gainers	Close Price (BDT)	Δ%	Turnover (BDT Mn)	PE	PB	Top Twenty Free Float Mcap	Free Float Mcap (BDT Mn)	% of Total Free Float Mcap	PE	PB	Most Traded Share	Close Price (BDT)	Δ%	Turnover (BDT Mn)	PE	PB
CRYSTALINS	51.9	+10.0%	112.9	17.2x	2.0x	SQURPHARMA	121,499	7.1%	9.9x	1.7x	BSC	134.0	-0.1%	464.5	8.5x	1.7x
LEGACYFOOT	100.5	+10.0%	140.4	NM	11.3x	BATBC	74,086	4.3%	15.3x	6.9x	NAVANAPHAR	100.9	+4.0%	319.4	22.9x	2.5x
SONALILIFE	85.4	+9.9%	199.1	NM	NM	BEXIMCO	69,196	4.0%	12.0x	1.2x	MEGHNALIFE	86.9	+6.5%	306.0	NM	NM
PADMALIFE	46.6	+9.9%	90.4	NM	NM	RENATA	68,042	4.0%	38.0x	4.6x	SEAPEARL	240.2	+7.3%	273.3	34.8x	13.9x
PRIMELIFE	66.7	+9.9%	59.1	NM	NM	BXPHARMA	45,564	2.6%	14.6x	1.5x	EHL	105.7	-0.9%	272.4	15.7x	1.4x
PROGRESLIF	85.2	+9.8%	33.5	NM	NM	BEACONPHAR	39,617	2.3%	80.9x	9.2x	CLICL	86.8	+8.4%	271.7	NM	NM
TILIL	28.1	+9.8%	0.0	NM	NM	GP	38,700	2.2%	13.0x	7.2x	CVOPRL	196.4	+6.0%	267.3	NM	27.2x
SANDHANINS	30.6	+9.7%	158.7	NM	NM	BRACBANK	30,976	1.8%	9.0x	0.9x	INTRACO	40.2	-0.7%	237.5	26.7x	3.1x
RUPALILIFE	165.3	+9.1%	193.9	NM	NM	LHBL	26,980	1.6%	14.4x	3.9x	FAREASTLIF	78.7	+4.9%	229.8	NM	NM
NTC	415.4	+8.7%	6.3	NM	205.6x	EBL	24,998	1.5%	6.9x	0.9x	GIB	9.2	+2.2%	218.3	6.7x	0.6x
Top Ten Losers	Close Price (BDT)	Δ%	Turnover (BDT Mn)	PE	PB	OLYMPIC	19,683	1.1%	19.0x	3.1x	Block Trade	Maximum Price (BDT)	Minimum Price (BDT)	No. of Trade	Quantity ('000)	Turnover (BDT Mn)
SIMTEX	22.0	-9.5%	74.1	24.2x	1.0x	NBL	19,116	1.1%	NM	0.7x	EMERALDOIL	100.0	97.1	6.0	1,000	98.79
CAPMIBLMF	12.9	-4.4%	15.2	NM	1x	PUBALIBANK	18,314	1.1%	4.6x	0.6x	RUPALILIFE	160.0	136.5	13.0	349	53.30
MEGHNAPE	37.1	-4.1%	23.3	NM	NM	CITYBANK	18,211	1.1%	5.5x	0.8x	FINEFOODS	85.0	79.0	9.0	520	41.97
MEGCONMILK	34.3	-3.9%	27.4	23.2x	NM	SEAPEARL	16,847	1.0%	34.8x	13.9x	APEXTANRY	106.0	106.0	1.0	322	34.13
YPL	21.3	-3.2%	55.4	NM	4.0x	ROBI	15,714	0.9%	85.7x	2.3x	SUMITPOWER	34.0	34.0	1.0	1,000	34.00
KBPPWBIL	13.3	-2.9%	18.7	NM	1.1x	ALARABANK	15,220	0.9%	15.8x	1.1x	LRBDL	33.5	31.6	10.0	773	24.46
FARCHEM	10.7	-2.7%	16.1	NM	0.9x	PRIMEBANK	14,248	0.8%	5.4x	0.6x	NBL	8.3	8.0	7.0	2,690	22.10
MONNOCERA	109.6	-2.6%	80.1	NM	1.3x	BSRMLTD	14,210	0.8%	NM	0.7x	NPOLYMER	47.8	45.9	25.0	312	14.44
FEKDIL	19.1	-2.6%	56.5	16.2x	1.0x	UPGDCL	13,547	0.8%	16.7x	4.4x	SEAPEARL	224.1	204.3	5.0	60	13.03
NFML	17.2	-2.3%	23.4	90.5x	1.5x	* NBFI Sector PE calculation methodology has been modified to reflect positive earnings only. ** The base of the Bond Index starts at 100, starting from Jan 13, 2022 Similarly, Treasury Bond Index starts at 100, starting from Oct 10, 2022					FUWANGFOOD	22.9	21.2	19.0	547	11.75

* NBFI Sector PE calculation methodology has been modified to reflect positive earnings only.

** The base of the Bond Index starts at 100, starting from Jan 13, 2022.

Similarly, Treasury Bond Index starts at 100, starting from Oct 10, 2022.

Block Trade	Maximum Price (BDT)	Minimum Price (BDT)	Turnover (BDT Mn)	Quantity ('000)	No. of Trade
EMERALDOIL	100.0	97.1	98.8	1,000	6
RUPALILIFE	160.0	136.5	53.3	349	13
FINEFOODS	85.0	79.0	42.0	520	9
APEXTANRY	106.0	106.0	34.1	322	1
SUMITPOWER	34.0	34.0	34.0	1,000	1
LRBDL	33.5	31.6	24.5	773	10
NBL	8.3	8.0	22.1	2,690	7
NPOLYMER	47.8	45.9	14.4	312	25
SEAPPEARL	224.1	204.3	13.0	60	5
FUWANGFOOD	22.9	21.2	11.7	547	19
AOL	36.3	32.9	11.4	343	2
NAVANAPHAR	92.0	91.0	10.6	115	3
EASTLAND	26.0	26.0	10.4	400	3
SQURPHARMA	203.1	191.6	9.7	48	18
EHL	108.0	108.0	8.6	80	1
SALVOCHEM	61.8	55.7	8.3	143	10
FIRSTSBANK	8.1	8.1	8.1	1,000	9
BEACONPHAR	260.0	230.2	7.7	32	4
UNIONINS	54.2	50.2	7.2	135	5
POWERGRID	47.9	47.9	6.9	144	1
SONALILIFE	80.0	80.0	6.8	85	3
SINGERBD	136.8	136.8	6.3	46	9
Total			585.8		301

Upcoming Corporate Events

DSE Ticker	Right Share	Dividend		Event	Date
		Stock	Cash		
TRUSTBANK		10.0%	10%	Record Date	29-May-23
NATLIFEINS		0.0%	38%	Record Date	29-May-23
KARNAPHULI		0.0%	10%	Record Date	30-May-23
GIB		5.0%	5%	Record Date	30-May-23
EASTERNINS		0.0%	22%	Record Date	30-May-23
ABBANK		2.0%	0%	Record Date	31-May-23
FEDERALINS		0.0%	10%	Record Date	31-May-23
ENVOYTEX		15.0%	0%	Record Date	31-May-23
AGRANINS		7.0%	8%	Record Date	31-May-23
UCB		5.0%	0%	Record Date	31-May-23
ISLAMICFIN		0.0%	5%	Record Date	1-Jun-23
SIBL		5.0%	5%	Record Date	5-Jun-23
STANDBANKL		2.5%	3%	Record Date	5-Jun-23
RUPALIINS		0.0%	10%	Record Date	6-Jun-23
SOUTHEASTB		4.0%	6%	Record Date	7-Jun-23
ONEBANKLTD		5.0%	0%	Record Date	8-Jun-23
NCCBANK		5.0%	5%	Record Date	8-Jun-23

Important DSE News

PROVATIINS

The Board of Directors has recommended 12% cash dividend for the year ended December 31, 2022. Date of AGM: 02.08.2023, Time: 11:00 AM, Venue: Digital Platform. Record Date: 19.06.2023. The Company has also reported EPS of Tk. 2.52, NAV per share of Tk. 20.68 and NOCFPS of Tk. 1.89 for the year ended December 31, 2022 as against Tk. 4.30, Tk. 22.34 and Tk. 7.07 respectively for the year ended December 31, 2021.

(Q1 Un-audited): EPS was Tk. 0.73 for January-March 2023 as against Tk. 1.19 (restated) for January-March 2022. NOCFPS was Tk. 1.22 for January-March 2023 as against Tk. 2.80 for January-March 2022. NAV per share was Tk. 20.77 as on March 31, 2023 and Tk. 23.45 as on March 31, 2022.

BSC

(Q3 Un-audited): EPS was Tk. 4.08 for January-March 2023 as against Tk. 3.31 for January-March 2022; EPS was Tk. 12.49 for July 2022-March 2023 as against Tk. 11.59 for July 2021-March 2022. NOCFPS was Tk. 19.48 for July 2022-March 2023 as against Tk. 17.76 for July 2021-March 2022. NAV per share was Tk. 83.01 as on March 31, 2023 and Tk. 72.52 as on June 30, 2022.

EXIMBANK

The company has informed that the Board of Directors has accorded its approval for issuance of Mudaraba Subordinated Bond (5th Issue) for Tk. 600,00,00,000.00 (Taka six hundred crore only) as a process of inclusion in Tier-II capital as "Subordinated debt", for a period of 7 (seven) years through private placement subject to the approval of the Regulatory Authorities and compliance of all formalities in this respect.

NPOLYMER

The company has informed that the Board of Directors has accepted the nomination of Ms. Mahmuda Akhter, the General Manager & Chief Executive Officer (CEO) of ICB Asset Management Company Ltd., and appointed her as the Nominated Director of the Company in place of Mr. Nuruzzaman Khan, existing Nominated Director, with effect from May 24, 2023.

Disclaimer: This report has been prepared by BRAC EPL Stock Brokerage Ltd and is provided for information purposes. It is not, under any circumstances, to be used or considered as an offer to sell, or a solicitation of any offer to buy. Reasonable care has been taken to ensure that the information is not untrue and misleading. BRAC EPL Stock Brokerage Ltd makes no representation or warranty as to the accuracy or completeness of such information. All opinions and estimates included in this report constitute our judgment as of this date and are subject to change without notice.