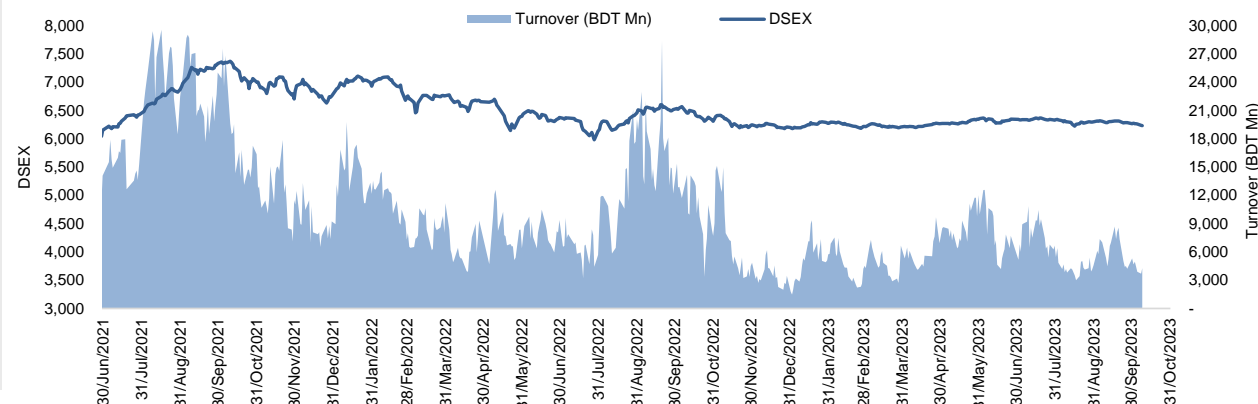


## Daily Market Update

The market closed in red today. The benchmark index DSEX (-0.12%) lost 7.63 points and closed at 6,229.61. The blue-chip index DS30 (+0.02%), the Shariah-based index DSES (-0.09%), and the large-cap index CDSET (+0.05%) closed at 2,131.09, 1,350.09, and 1,209.57 points, respectively. Most of the large-cap sectors posted negative performance today. Food & Allied experienced the highest loss of 0.11% followed by Pharmaceutical (-0.06%), Fuel & Power (-0.04%), Engineering (-0.02%). Block trades contributed 32.3% of the overall market turnover. Sea Pearl Beach Resort & Spa Limited (+4.2%) was the most traded share with a turnover of BDT 302 million.



Index	Closing	Opening	Point Δ	%Δ	YTD %Δ
DSEX	6,229.61	6,237.24	-7.63	-0.12%	+0.4%
DS30	2,131.09	2,130.72	+0.38	+0.02%	-2.9%
DSES	1,350.09	1,351.26	-1.17	-0.09%	-0.6%
CDSET	1,209.57	1,208.91	+0.66	+0.05%	-0.4%

	Advanced	Declined	Unchanged	Total
All Category	29	107	147	283
A Category (Equity)	16	72	101	189
B Category (Equity)	10	29	39	78
N Category (Equity)	0	2	0	2
Z Category (Equity)	3	4	7	14
Mutual Funds	1	0	13	14
Corporate Bonds	0	0	1	1
Treasury Bonds	0	1	0	1

\* Based on Traded Scripts

		Today	Last Day	Daily %Δ
Mcap	Mn BDT	7,749,128	7,753,987	
	Mn USD	70,128	70,172	-0.1%
Turnover	Mn BDT	4,261	3,678	+15.8%
	Mn USD	39	33	
Volume	Mn Shares	97	82	+19.2%
No. of Trade		91,627	106,163	-13.7%

\* Average Interbank Exchange Rate is BDT 110.50 as of Oct 09, 2023

**Fahim Hassan**  
 Research Analyst  
 (880) 1709636546  
 fahim.hassan@bracepl.com

**HZ Towhidi Khan**  
 Senior Research Associate  
 (880) 1708805224  
 hztowhidi.khan@bracepl.com

Figure: Sectorial Turnover (BDT Mn)

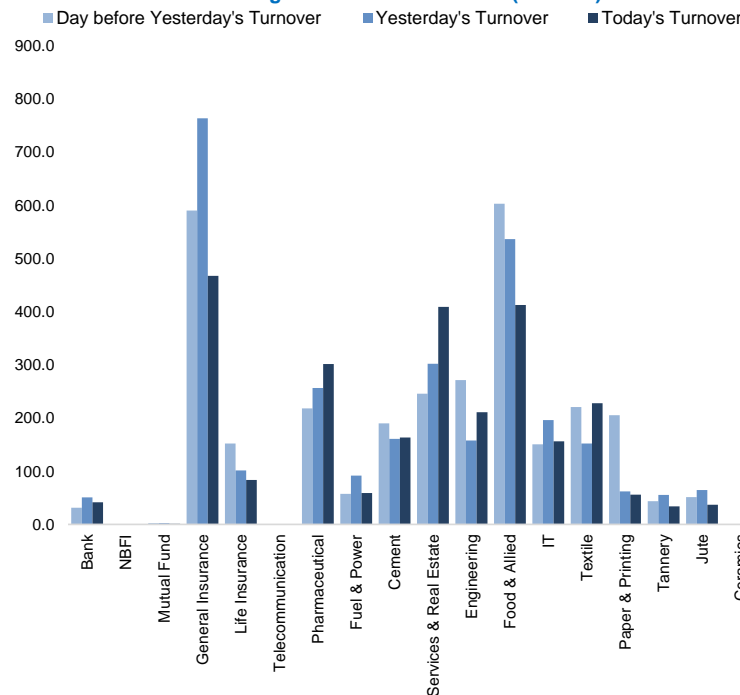
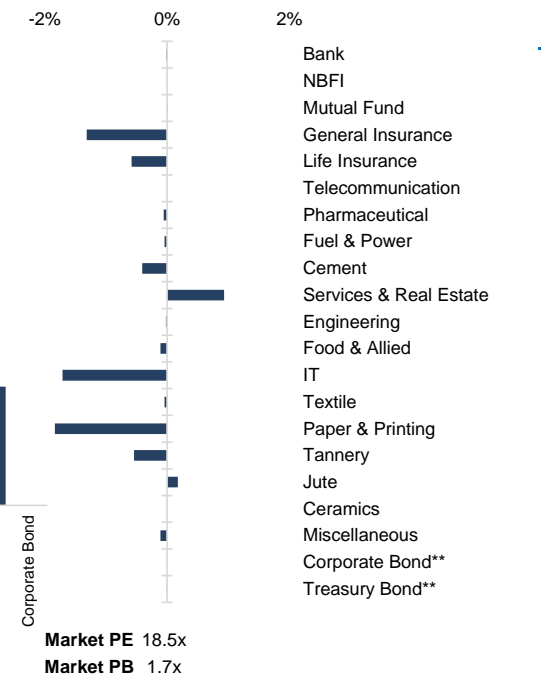


Figure: Sectorial Mcap Change



\* Market P/E and P/BV calculation excludes Mutual Fund, Life Insurance, and NBL

Sector Index	Closing	Opening	Points Δ	%Δ	No. of Companies	Mcap (BDT Mn)	% of Total Mcap	Turnover (BDT Mn)	% of Total Turnover	PE	PB	Top Twenty Market Cap	Mcap (BDT Mn)	% of Total Mcap	Turnover (BDT Mn)	PE	PB
Bank	1,440	1,440	-0.22	-0.02%	35	679,575	8.8%	41.4	1.4%	12.0x	0.7x	GP	386,996	8.6%	0.1	11.9x	7.3x
NBFI	1,917	1,917	-	-	23	186,520	2.4%	0.2	0.0%	NM	18.8x	WALTONHIL	317,378	7.0%	0.0	40.5x	3.0x
Mutual Fund	825	825	+0.04	+0.01%	36	37,330	0.5%	1.2	0.0%	NM	0.7x	BATBC	280,098	6.2%	0.8	15.4x	6.2x
General Insurance	3,517	3,564	-46.87	-1.32%	42	102,592	1.3%	467.5	16.2%	19.0x	1.6x	SQURPHARM	186,066	4.1%	130.7	9.9x	1.7x
Life Insurance	2,582	2,597	-15.10	-0.58%	15	72,180	0.9%	83.3	2.9%	NM	NM	ROBI	157,138	3.5%	0.0	69.8x	2.5x
Telecommunication	4,946	4,946	-	-	3	580,232	7.5%	0.1	0.0%	15.6x	4.4x	RENATA	139,689	3.1%	0.3	38.0x	4.6x
Pharmaceutical	3,694	3,696	-2.08	-0.06%	34	716,483	9.3%	301.9	10.5%	19.2x	2.3x	UPGDCL	135,475	3.0%	0.0	16.7x	4.4x
Fuel & Power	1,695	1,696	-0.74	-0.04%	23	447,076	5.8%	59.0	2.0%	23.5x	1.1x	BEXIMCO	103,571	2.3%	0.0	12.0x	1.2x
Cement	2,537	2,547	-10.32	-0.41%	7	121,830	1.6%	163.5	5.7%	26.9x	2.6x	LHBL	81,296	1.8%	143.9	13.8x	4.1x
Services & Real Esta	1,871	1,854	+17.31	+0.93%	8	73,934	1.0%	409.2	14.2%	23.0x	1.2x	BERGERPBL	81,180	1.8%	3.2	26.5x	5.8x
Engineering	4,481	4,482	-0.94	-0.02%	42	526,252	6.8%	211.1	7.3%	60.9x	1.8x	ICB	74,119	1.6%	0.0	NM	1.7x
Food & Allied	21,348	21,372	-23.63	-0.11%	21	395,026	5.1%	412.4	14.3%	19.9x	7.5x	BXPHERMA	65,222	1.4%	0.1	14.6x	1.5x
IT	2,929	2,980	-50.89	-1.71%	11	38,183	0.5%	156.4	5.4%	26.8x	2.7x	BRACBANK	57,596	1.3%	0.0	8.3x	0.9x
Textile	1,606	1,606	-0.64	-0.04%	58	168,077	2.2%	228.0	7.9%	78.3x	1.1x	BEACONPHAR	56,595	1.3%	0.0	80.9x	9.2x
Paper & Printing	9,671	9,852	-180.65	-1.83%	6	37,262	0.5%	55.7	1.9%	35.9x	1.9x	ISLAMIBANK	52,486	1.2%	0.0	8.4x	0.7x
Tannery	3,144	3,161	-17.02	-0.54%	6	33,203	0.4%	33.8	1.2%	43.9x	3.1x	DUTCHBANGL	44,203	1.0%	0.0	7.9x	1.0x
Jute	16,041	16,013	+27.89	+0.17%	3	3,924	0.1%	37.0	1.3%	NM	-1362.2x	TITASGAS	40,459	0.9%	0.0	32.0x	0.6x
Ceramics	680	680	-	-	5	31,446	0.4%	0.3	0.0%	53.4x	1.9x	UNILEVERCL	38,838	0.9%	1.0	44.9x	22.1x
Miscellaneous	4,105	4,109	-4.46	-0.11%	14	223,482	2.9%	223.5	7.7%	15.8x	1.7x	POWERGRID	37,347	0.8%	0.4	NM	0.4x
Corporate Bond**	88	88	-	-	10	35,144	0.5%	0.0	0.0%	NM	NM	SUMITPOWER	36,308	0.8%	0.0	12.1x	0.9x
Treasury Bond**	88	88	-0.00	-0.00%	241	3,191,804	41.4%	1.0	0.0%	NM	NM						

Top Ten Gainers	Close Price (BDT)	Δ%	Turnover (BDT Mn)	PE	PB	Top Twenty Free Float Mcap	Free Float Mcap (BDT Mn)	% of Total Free Float Mcap	PE	PB	Most Traded Share	Close Price (BDT)	Δ%	Turnover (BDT Mn)	PE	PB
DESHBANDHU	31.0	+9.9%	122.5	88.6x	1.7x	SQURPHARMA	121,499	7.0%	9.9x	1.7x	SEAPEARL	201.5	+4.2%	301.9	29.2x	11.7x
LIBRAINFU	1,071.1	+6.2%	40.2	NM	0.8x	BATBC	74,086	4.3%	15.4x	6.2x	LHBL	70.0	+0.1%	143.9	13.8x	4.1x
AIL	75.8	+6.2%	56.1	47.4x	3.4x	BEXIMCO	69,196	4.0%	12.0x	1.2x	SQURPHARMA	209.9	+0.0%	130.7	9.9x	1.7x
APEXSPINN	138.0	+5.8%	35.9	39.3x	2.1x	RENATA	68,042	3.9%	38.0x	4.6x	DESHBANDHU	31.0	+9.9%	122.5	88.6x	1.7x
SEAPEARL	201.5	+4.2%	301.9	29.2x	11.7x	BXPHERMA	45,564	2.6%	14.6x	1.5x	FUWANGFOOD	29.2	+1.7%	100.7	NM	7.4x
IMAMBUTTON	126.0	+2.1%	3.8	NM	26.2x	BEACONPHAR	39,617	2.3%	80.9x	9.2x	BSC	113.9	+1.4%	97.8	7.3x	1.4x
FUWANGFOOD	29.2	+1.7%	100.7	NM	7x	GP	38,700	2.2%	11.9x	7.3x	HRTEX	116.0	-2.3%	82.4	38.6x	2.7x
CRYSTALINS	105.5	+1.5%	41.7	32.5x	4.2x	BRACBANK	30,964	1.8%	8.3x	0.9x	GEMINISEA	784.9	-0.8%	82.1	37.4x	30.9x
HWAWELLTEX	53.2	+1.5%	0.8	NM	1.5x	ISLAMIBANK	29,927	1.7%	8.4x	0.7x	EMERALDOIL	115.4	-2.8%	73.8	NM	NM
BSC	113.9	+1.4%	97.8	7.3x	1.4x	LHBL	28,562	1.6%	13.8x	4.1x	MIRACLEIND	37.4	-3.9%	67.7	NM	2.1x

Top Ten Losers	Close Price (BDT)	Δ%	Turnover (BDT Mn)	PE	PB	Top Twenty Free Float Mcap	Free Float Mcap (BDT Mn)	% of Total Free Float Mcap	PE	PB	Block Trade	Maximum Price (BDT)	Minimum Price (BDT)	No. of Trade	Quantity ('000)	Turnover (BDT Mn)
KPPL	9.3	-6.1%	7.7	NM	NM	OLYMPIC	16,066	0.9%	18.3x	3.0x	ISLAMIBANK	32.6	32.6	1.0	11,270	367.40
AL-HAJTEX	157.1	-5.7%	10.9	NM	17x	ROBI	15,714	0.9%	69.8x	2.5x	SEAPEARL	190.1	179.9	23.0	1,408	255.64
PARAMOUNT	54.9	-5.2%	20.5	36.8x	2.0x	ALARABANK	14,357	0.8%	15.6x	1.1x	NBL	9.1	9.1	1.0	20,000	182.00
UNITEDINS	48.6	-4.9%	3.7	30.6x	1.5x	BSRMLTD	14,210	0.8%	NM	0.7x	EBL	29.4	29.4	7.0	5,000	147.00
MONNOAGML	822.4	-4.4%	16.8	NM	4.7x	SEAPEARL	13,733	0.8%	29.2x	11.7x	TRUSTBANK	31.5	31.5	6.0	4,500	141.75
BPML	62.5	-4.3%	20.1	16.9x	0.8x	UPGDCL	13,547	0.8%	16.7x	4.4x	SONALIPAPR	661.0	569.2	19.0	85	52.62
SINOBANGLA	61.6	-3.9%	16.1	33.7x	2.2x	PRIMEBANK	13,491	0.8%	5.1x	0.7x	COPPERTECH	35.5	35.5	1.0	620	21.99
MIRACLEIND	37.4	-3.9%	67.7	NM	2.1x						BEXIMCO	124.5	104.1	11.0	192	21.66
DAFODILCOM	91.5	-3.8%	21.2	NM	6.7x						DESHBANDHU	29.9	28.1	2.0	521	15.54
NORTHRINIS	43.5	-3.8%	5.7	23.5x	1.8x						POWERGRID	47.2	47.2	3.0	313	14.79

\* NBFI Sector PE calculation methodology has been modified to reflect positive earnings only.

\*\* The base of the Bond index starts at 100, starting from Jan 13, 2022.

Similarly, Treasury Bond Index starts at 100, starting from Oct 10, 2022.

Block Trade	Maximum Price (BDT)	Minimum Price (BDT)	Turnover (BDT Mn)	Quantity ('000)	No. of Trade
ISLAMIBANK	32.6	32.6	367.4	11,270	1
SEAPPEARL	190.1	179.9	255.6	1,408	23
NBL	9.1	9.1	182.0	20,000	1
EBL	29.4	29.4	147.0	5,000	7
TRUSTBANK	31.5	31.5	141.8	4,500	6
SONALIPAPR	661.0	569.2	52.6	85	19
COPPERTECH	35.5	35.5	22.0	620	1
BEXIMCO	124.5	104.1	21.7	192	11
DESHBANDHU	29.9	28.1	15.5	521	2
POWERGRID	47.2	47.2	14.8	313	3
GEMINISEA	850.5	795.0	14.6	17	2
AIL	71.5	71.0	14.4	202	7
DAFODILCOM	95.7	92.9	11.6	122	3
CRYSTALINS	110.0	110.0	10.0	91	1
ISLAMICFIN	19.7	19.7	9.1	463	2
EMERALDOIL	130.0	107.0	8.6	76	6
PROVATIINS	62.0	62.0	7.8	125	1
ITC	36.2	35.7	5.4	150	3
BANKASIA	20.2	20.2	5.1	253	1
EHL	96.0	95.5	4.7	49	5
AGRANINS	42.5	42.5	4.3	100	1
REPUBLIC	52.7	52.7	3.9	74	1
<b>Total</b>			<b>1,374.5</b>		<b>176</b>

#### Upcoming Corporate Events

DSE Ticker	Right Share	Dividend		Event	Date
		Stock	Cash		
PHOENIXFIN		0.0%	0%	Record Date	12-Oct-23
PHOENIXFIN		0.0%	0%	Record Date	12-Oct-23
PLFSL		0.0%	0%	Record Date	12-Oct-23
PLFSL		0.0%	0%	Record Date	12-Oct-23
PLFSL		0.0%	0%	Record Date	12-Oct-23
APEXFOOT		10.0%	35%	Record Date	18-Oct-23
BAYLEASING		0.0%	0%	Record Date	18-Oct-23
BBS		0.0%	0%	Record Date	22-Oct-23
NAHEEACP		0.0%	3%	Record Date	22-Oct-23
BBSABLES		0.0%	2%	Record Date	22-Oct-23
INTECH		0.0%	0%	Record Date	22-Oct-23
UNIQUEHRL		0.0%	20%	Record Date	23-Oct-23
APEXSPINN		0.0%	20%	Record Date	26-Oct-23
APEXFOODS		0.0%	20%	Record Date	26-Oct-23
ADNTEL		0.0%	15%	Record Date	26-Oct-23
EGEN		0.0%	10%	Record Date	8-Nov-23

#### Important DSE News

##### LOVELLO

ARGUS Credit Rating Services Limited (ACRSL) has announced the rating of the Company as "A" in the long term and "ST-2" in the short term along with Stable outlook in consideration of audited financials of the Company up to June 30, 2022 and un-audited financials up to the period ending March 31, 2023 and other relevant quantitative as well as qualitative information up to the date of rating declaration.

**Disclaimer:** This report has been prepared by BRAC EPL Stock Brokerage Ltd and is provided for information purposes. It is not, under any circumstances, to be used or considered as an offer to sell, or a solicitation of any offer to buy. Reasonable care has been taken to ensure that the information is not untrue and misleading. BRAC EPL Stock Brokerage Ltd makes no representation or warranty as to the accuracy or completeness of such information. All opinions and estimates included in this report constitute our judgment as of this date and are subject to change without notice.