

Daily Market Update

The market closed in green today. The benchmark index DSEX (+0.29%) gained 17.77 points and closed at 6,247.38. The blue-chip index DS30 (+0.26%), the Shariah-based index DSES (+0.23%), and the large-cap index CDSET (+0.12%) closed at 2,136.72, 1,353.25, and 1,211.03 points, respectively. All the large-cap sectors posted positive performance today. Food & Allied booked the highest gain of 0.23% followed by Engineering (+0.05%), Pharmaceutical (+0.05%), Fuel & Power (+0.03%), Bank (+0.01%), NBFI (0.00%) respectively. Block trades contributed 22.0% of the overall market turnover. Sea Pearl Beach Resort & Spa Limited (+4.4%) was the most traded share with a turnover of BDT 226 million.

Index	Closing	Opening	Point Δ	%Δ	YTD %Δ
DSEX	6,247.38	6,229.61	+17.77	+0.29%	+0.7%
DS30	2,136.72	2,131.09	+5.63	+0.26%	-2.7%
DSES	1,353.25	1,350.09	+3.16	+0.23%	-0.4%
CDSET	1,211.03	1,209.57	+1.46	+0.12%	-0.3%

	Advanced	Declined	Unchanged	Total
All Category	124	18	141	283
A Category (Equity)	83	10	92	185
B Category (Equity)	35	5	40	80
N Category (Equity)	2	0	0	2
Z Category (Equity)	4	3	9	16
Mutual Funds	1	0	14	15
Corporate Bonds	0	0	1	1
Treasury Bonds	0	0	0	0

* Based on Traded Scripts

		Today	Last Day	Daily %Δ
Mcap	Mn BDT	7,758,222	7,749,128	
	Mn USD	70,210	70,128	+0.1%
Turnover	Mn BDT	3,724	4,261	-12.6%
	Mn USD	34	39	
Volume	Mn Shares	76	97	-21.4%
No. of Trade		92,788	91,627	+1.3%

* Average Interbank Exchange Rate is BDT 110.50 as of Oct 10, 2023

Fahim Hassan Research Analyst (880) 1709636546 fahim.hassan@bracepl.com	HZ Towhidi Khan Senior Research Associate (880) 1708805224 hztowhidi.khan@bracepl.com
---	---

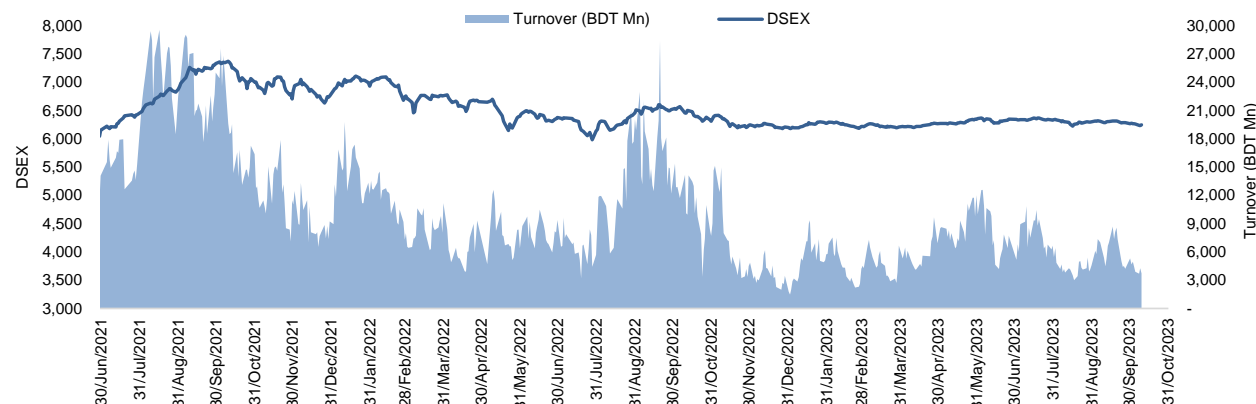


Figure: Sectorial Turnover (BDT Mn)

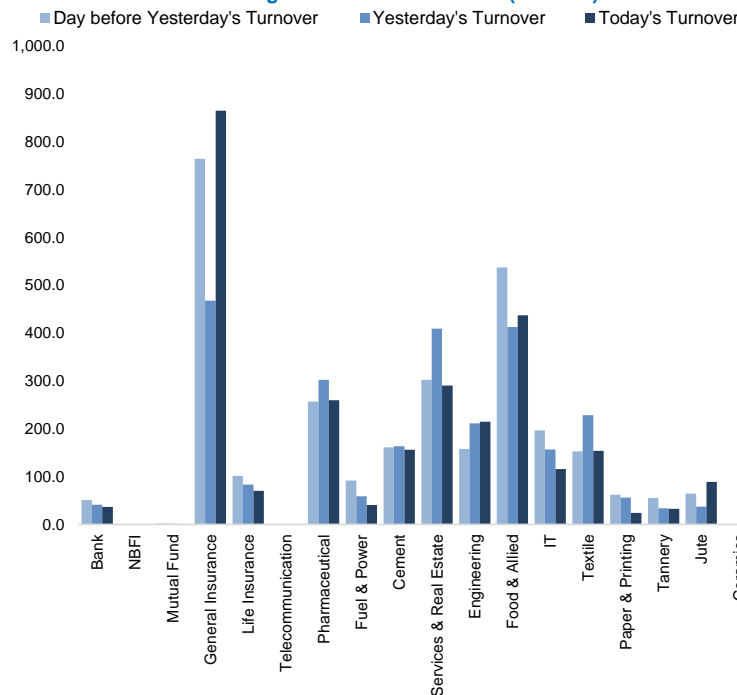
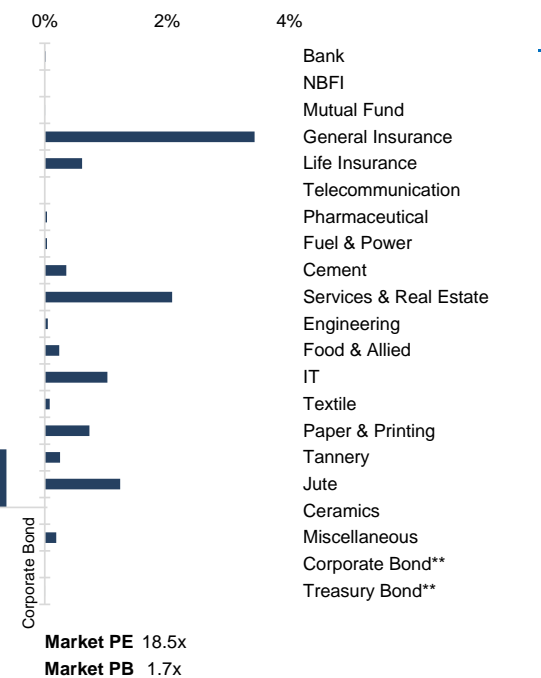


Figure: Sectorial Mcap Change



* Market P/E and P/BV calculation excludes Mutual Fund, Life Insurance, and NBL

Sector Index	Closing	Opening	Points Δ	%Δ	No. of Companies	Mcap (BDT Mn)	% of Total Mcap	Turnover (BDT Mn)	% of Total Turnover	PE	PB	Top Twenty Market Cap	Mcap (BDT Mn)	% of Total Mcap	Turnover (BDT Mn)	PE	PB
Bank	45,214	45,208	+5.64	+0.01%	35	679,660	8.8%	36.4	1.3%	12.0x	0.7x	GP	386,996	8.6%	0.0	11.9x	7.3x
NBFI	1,917	1,917	-	-	23	186,520	2.4%	0.1	0.0%	NM	18.8x	WALTONHIL	317,378	7.0%	0.0	40.5x	3.0x
Mutual Fund	826	825	+0.04	+0.01%	36	37,332	0.5%	1.0	0.0%	NM	0.7x	BATBC	280,098	6.2%	0.2	15.4x	6.2x
General Insurance	3,638	3,517	+120.70	+3.43%	42	106,113	1.4%	864.7	29.8%	19.7x	1.7x	SQURPHARMA	186,155	4.1%	63.3	9.9x	1.7x
Life Insurance	2,598	2,582	+15.75	+0.61%	15	72,620	0.9%	70.2	2.4%	NM	NM	ROBI	157,138	3.5%	0.0	69.8x	2.5x
Telecommunication	4,946	4,946	-	-	3	580,232	7.5%	0.0	0.0%	15.6x	4.4x	RENATA	139,689	3.1%	0.2	38.0x	4.6x
Pharmaceutical	3,695	3,694	+1.33	+0.04%	34	716,741	9.3%	259.5	8.9%	19.2x	2.3x	UPGDCL	135,475	3.0%	0.0	16.7x	4.4x
Fuel & Power	1,696	1,695	+0.59	+0.03%	23	447,231	5.8%	40.5	1.4%	23.6x	1.1x	BEXIMCO	103,571	2.3%	0.0	12.0x	1.2x
Cement	2,546	2,537	+8.99	+0.35%	7	122,262	1.6%	156.2	5.4%	26.9x	2.6x	LHBL	82,341	1.8%	118.9	14.0x	4.2x
Services & Real Esta	1,910	1,871	+38.94	+2.08%	8	75,472	1.0%	290.0	10.0%	23.5x	1.2x	BERGERPBL	81,203	1.8%	2.4	26.5x	5.8x
Engineering	4,483	4,481	+2.29	+0.05%	42	526,521	6.8%	214.5	7.4%	60.9x	1.8x	ICB	74,119	1.6%	0.0	NM	1.7x
Food & Allied	21,398	21,348	+50.14	+0.23%	21	395,954	5.1%	436.9	15.0%	19.9x	7.5x	BXPHARMA	65,222	1.4%	0.0	14.6x	1.5x
IT	2,959	2,929	+30.03	+1.03%	11	38,574	0.5%	115.9	4.0%	27.0x	2.7x	BRACBANK	57,596	1.3%	0.0	8.3x	0.9x
Textile	1,607	1,606	+1.32	+0.08%	58	168,215	2.2%	153.7	5.3%	78.4x	1.1x	BEACONPHAR	56,595	1.3%	0.0	80.9x	9.2x
Paper & Printing	9,741	9,671	+70.43	+0.73%	6	37,533	0.5%	24.0	0.8%	36.2x	1.9x	ISLAMIBANK	52,486	1.2%	0.0	8.4x	0.7x
Tannery	3,152	3,144	+7.81	+0.25%	6	33,286	0.4%	32.5	1.1%	44.0x	3.1x	DUTCHBANGL	44,203	1.0%	0.0	7.9x	1.0x
Jute	16,239	16,041	+198.07	+1.23%	3	3,972	0.1%	88.8	3.1%	NM	-1379.0x	TITASGAS	40,459	0.9%	0.0	32.0x	0.6x
Ceramics	680	680	-	-	5	31,446	0.4%	0.1	0.0%	53.4x	1.9x	UNILEVERCL	38,934	0.9%	0.4	45.0x	22.1x
Miscellaneous	4,112	4,105	+7.68	+0.19%	14	223,900	2.9%	121.3	4.2%	15.8x	1.8x	POWERGRID	37,347	0.8%	0.1	NM	0.4x
Corporate Bond**	88	88	-	-	10	35,144	0.5%	0.0	0.0%	NM	NM	SUMITPOWER	36,308	0.8%	0.0	12.1x	0.9x
Treasury Bond**	88	88	+0.00	+0.00%	241	3,191,844	41.4%	0.0	0.0%	NM	NM						

Top Ten Gainers	Close Price (BDT)	Δ%	Turnover (BDT Mn)	PE	PB
EASTERNINS	59.9	+9.9%	28.4	19.3x	1.1x
PARAMOUNT	60.3	+9.8%	43.2	40.5x	2.2x
KBPPWBIL	27.1	+9.7%	23.6	NM	2.3x
UNITEDINS	53.3	+9.7%	14.9	33.5x	1.6x
UNIONINS	63.7	+8.7%	160.9	25.9x	3.5x
DESHBANDHU	33.5	+8.1%	109.0	95.7x	1.8x
NORTHRNINS	46.5	+6.9%	1.6	25.1x	2x
KPPL	9.9	+6.5%	3.4	NM	NM
EMERALDOIL	121.3	+5.1%	104.6	NM	NM
IMAMBUTTON	132.4	+5.1%	7.2	NM	27.5x

Top Ten Losers	Close Price (BDT)	Δ%	Turnover (BDT Mn)	PE	PB
SHYAMPSUG	140.9	-6.1%	12.0	NM	NM
HEIDELBCEM	234.6	-4.9%	23.4	29.5x	3x
RENWICKJA	753.5	-4.7%	7.9	NM	NM
CENTRALPHL	12.0	-1.6%	13.5	NM	2.1x
APEXSPINN	135.8	-1.6%	50.2	38.7x	2.1x
APEXFOODS	342.1	-1.5%	21.9	38.4x	2.5x
PUBALIBANK	25.8	-0.8%	0.1	4.4x	0.6x
TOSRIFA	26.6	-0.7%	10.7	14.7x	0.9x
BEACHHATCH	45.2	-0.7%	41.4	43.5x	4.2x
NAVANACNG	22.8	-0.4%	5.1	NM	0.7x

Top Twenty Free Float Mcap	Free Float Mcap (BDT Mn)	% of Total Free Float Mcap	PE	PB
SQURPHARMA	121,499	7.0%	9.9x	1.7x
BATBC	74,086	4.3%	15.4x	6.2x
BEXIMCO	69,196	4.0%	12.0x	1.2x
RENATA	68,042	3.9%	38.0x	4.6x
BXPHARMA	45,564	2.6%	14.6x	1.5x
BEACONPHAR	39,617	2.3%	80.9x	9.2x
GP	38,700	2.2%	11.9x	7.3x
BRACBANK	30,964	1.8%	8.3x	0.9x
ISLAMIBANK	29,927	1.7%	8.4x	0.7x
LHBL	28,562	1.6%	14.0x	4.2x
PUBALIBANK	19,162	1.1%	4.4x	0.6x
NBL	19,116	1.1%	NM	0.8x
CITYBANK	18,190	1.0%	5.5x	0.7x
OLYMPIC	16,066	0.9%	18.4x	3.1x
ROBI	15,714	0.9%	69.8x	2.5x
ALARABANK	14,357	0.8%	15.6x	1.1x
BSRMLTD	14,210	0.8%	NM	0.7x
SEAPEARL	13,733	0.8%	30.5x	12.2x
UPGDCL	13,547	0.8%	16.7x	4.4x
PRIMEBANK	13,491	0.8%	5.2x	0.7x

* NBFI Sector PE calculation methodology has been modified to reflect positive earnings only.
** The base of the Bond Index starts at 100, starting from Jan 13, 2022
Similarly, Treasury Bond Index starts at 100, starting from Oct 10, 2022

Most Traded Share	Close Price (BDT)	Δ%	Turnover (BDT Mn)	PE	PB
SEAPEARL	210.3	+4.4%	226.1	30.5x	12.2x
UNIONINS	63.7	+8.7%	160.9	25.9x	3.5x
REPUBLIC	53.8	+5.1%	156.2	27.0x	3.1x
LHBL	70.9	+1.3%	118.9	14.0x	4.2x
PROVATIINS	59.0	+0.2%	111.1	31.0x	2.8x
DESHBANDHU	33.5	+8.1%	109.0	95.7x	1.8x
EMERALDOIL	121.3	+5.1%	104.6	NM	NM
FUWANGFOO	30.2	+3.4%	101.9	NM	7.6x
SONALIANS	545.1	+1.6%	88.0	NM	4.7x
GEMINISEA	799.1	+1.8%	79.1	38.1x	31.5x

Block Trade	Maximum Price (BDT)	Minimum Price (BDT)	No. of Trade	Quantity ('000)	Turnover (BDT Mn)
ISLAMIBANK	30.6	30.6	1.0	13,849	423.77
SEAPEARL	202.1	188.0	12.0	468	91.81
NBL	7.5	7.5	2.0	9,333	69.99
EMERALDOIL	125.0	105.0	20.0	560	62.51
SONALIPAPR	630.0	573.0	20.0	40	24.29
BRACBANK	33.1	32.9	16.0	681	22.45
POWERGRID	47.2	47.2	2.0	300	14.16
KBPPWBIL	25.5	23.0	4.0	530	12.44
REPUBLIC	55.0	55.0	2.0	200	11.00
CITYGENINS	49.9	46.0	2.0	129	6.05

Block Trade	Maximum Price (BDT)	Minimum Price (BDT)	Turnover (BDT Mn)	Quantity ('000)	No. of Trade
ISLAMIBANK	30.6	30.6	423.8	13,849	1
SEAPPEARL	202.1	188.0	91.8	468	12
NBL	7.5	7.5	70.0	9,333	2
EMERALDOIL	125.0	105.0	62.5	560	20
SONALIPAPR	630.0	573.0	24.3	40	20
BRACBANK	33.1	32.9	22.4	681	16
POWERGRID	47.2	47.2	14.2	300	2
KBPPWBIL	25.5	23.0	12.4	530	4
REPUBLIC	55.0	55.0	11.0	200	2
CITYGENINS	49.9	46.0	6.0	129	2
HRTEX	109.2	109.2	5.5	50	2
UTTARABANK	22.0	22.0	5.0	227	1
RUPALILIFE	114.1	114.1	4.6	40	1
PRIMEINSUR	82.0	82.0	4.1	50	1
DESHBANDHU	32.0	29.5	3.2	106	3
BSRMSTEEL	63.9	63.9	3.2	50	1
IDLC	46.4	46.4	3.0	64	1
LHBL	68.5	68.5	2.9	42	2
SINOBANGLA	67.7	67.7	2.7	40	1
JHRML	79.1	79.1	2.5	31	1
DAFODILCOM	90.5	90.5	2.4	27	1
MARICO	2,485.0	2,485.0	2.4	1	1
Total			817.8		143

Upcoming Corporate Events

DSE Ticker	Right Share	Dividend		Event	Date
		Stock	Cash		
PHOENIXFIN		0.0%	0%	Record Date	12-Oct-23
PLFSL		0.0%	0%	Record Date	12-Oct-23
PLFSL		0.0%	0%	Record Date	12-Oct-23
PLFSL		0.0%	0%	Record Date	12-Oct-23
APEXFOOT		10.0%	35%	Record Date	18-Oct-23
BAYLEASING		0.0%	0%	Record Date	18-Oct-23
BBS		0.0%	0%	Record Date	22-Oct-23
NAHEEACP		0.0%	3%	Record Date	22-Oct-23
BBSCABLES		0.0%	2%	Record Date	22-Oct-23
INTECH		0.0%	0%	Record Date	22-Oct-23
UNIQUEHRL		0.0%	20%	Record Date	23-Oct-23
APEXSPINN		0.0%	20%	Record Date	26-Oct-23
APEXFOODS		0.0%	20%	Record Date	26-Oct-23
ADNTEL		0.0%	15%	Record Date	26-Oct-23
EGEN		0.0%	10%	Record Date	8-Nov-23

Important DSE News

MALEKSPIN

The company has informed that J. M. Fabrics Limited (JMFL), a subsidiary of the company (99.9975% shares held by the company) had approved a BMRE plan for setting up seamless facilities and yarn texturizing and covering facility and other facilities at an estimated investment of Tk. 156.74 crore by funds generated from internal sources of JMFL and taking loan from Banks. After setting up the seamless facilities and establishment of other facilities production capacity will increase from equivalent to 52,944,000 Pcs. to 54,933,000 Pcs. per annum, resulting sales and profitability will increase and there will be value addition due to improvement of product quality which will enable the company to sell its products at higher prices. The Company will not be required to provide any funds in this regard. The Board of Directors has also given the authority to execute the proposal of rental agreement of 52,000 sft unutilized area of scrap godown at the factory premises at Shafipur, Kaliakoir, Gazipur @ Tk. 15.00 per sft. per month with J.M. Fabrics Ltd. (JMFL) at a fair market price negotiable from time to time. The Board of Directors of MSML and JMFL has given guarantees to the above transaction as per the regular terms and conditions of the trade and declaring no conflict of interest would arise regarding the transaction.

Disclaimer: This report has been prepared by BRAC EPL Stock Brokerage Ltd and is provided for information purposes. It is not, under any circumstances, to be used or considered as an offer to sell, or a solicitation of any offer to buy. Reasonable care has been taken to ensure that the information is not untrue and misleading. BRAC EPL Stock Brokerage Ltd makes no representation or warranty as to the accuracy or completeness of such information. All opinions and estimates included in this report constitute our judgment as of this date and are subject to change without notice.