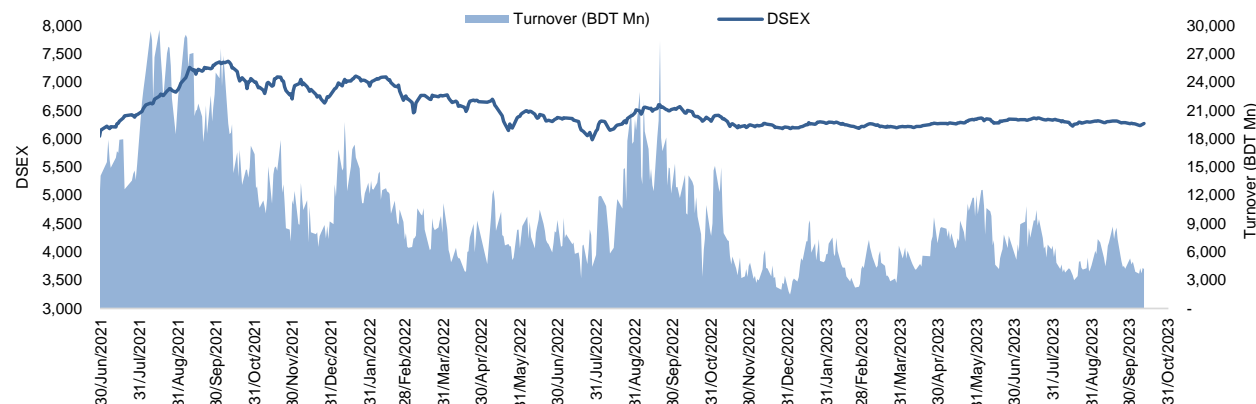


Daily Market Update

The market closed in green today. The benchmark index DSEX (+0.21%) gained 13.16 points and closed at 6,269.35. The blue-chip index DS30 (+0.01%), the Shariah-based index DSES (+0.09%), and the large-cap index CDSET (+0.05%) closed at 2,141.54, 1,358.29, and 1,211.69 points, respectively. Most of the large-cap sectors posted positive performance today. Bank booked the highest gain of 0.18% followed by Pharmaceutical (+0.15%), Food & Allied (+0.07%), Engineering (+0.05%). Fuel & Power experienced the highest loss of 0.001%. Block trades contributed 10.5% of the overall market turnover. Fu Wang Food Ltd. (-1.5%) was the most traded share with a turnover of BDT 276 million.



Index	Closing	Opening	Point Δ	%Δ	YTD %Δ
DSEX	6,269.35	6,256.19	+13.16	+0.21%	+1.0%
DS30	2,141.54	2,141.39	+0.15	+0.01%	-2.4%
DSES	1,358.29	1,357.12	+1.17	+0.09%	-0.0%
CDSET	1,211.69	1,211.07	+0.62	+0.05%	-0.2%

	Advanced	Declined	Unchanged	Total
All Category	112	31	165	308
A Category (Equity)	76	16	109	201
B Category (Equity)	29	14	44	87
N Category (Equity)	2	0	1	3
Z Category (Equity)	5	1	11	17
Mutual Funds	0	0	16	16
Corporate Bonds	0	0	3	3
Treasury Bonds	0	0	0	0

* Based on Traded Scripts

		Today	Last Day	Daily %Δ
Mcap	Mn BDT	7,771,858	7,762,153	+0.1%
	Mn USD	70,334	70,246	
Turnover	Mn BDT	4,183	4,304	-2.8%
	Mn USD	38	39	
Volume	Mn Shares	85	78	+9.8%
No. of Trade		117,840	117,894	-0.0%

* Average Interbank Exchange Rate is BDT 110.50 as of Oct 12, 2023

Fahim Hassan
 Research Analyst

(880) 1709636546

fahim.hassan@bracepl.com

Billal Hossain
 Research Associate

(880) 1708805229

billal.hossain@bracepl.com

Figure: Sectorial Turnover (BDT Mn)

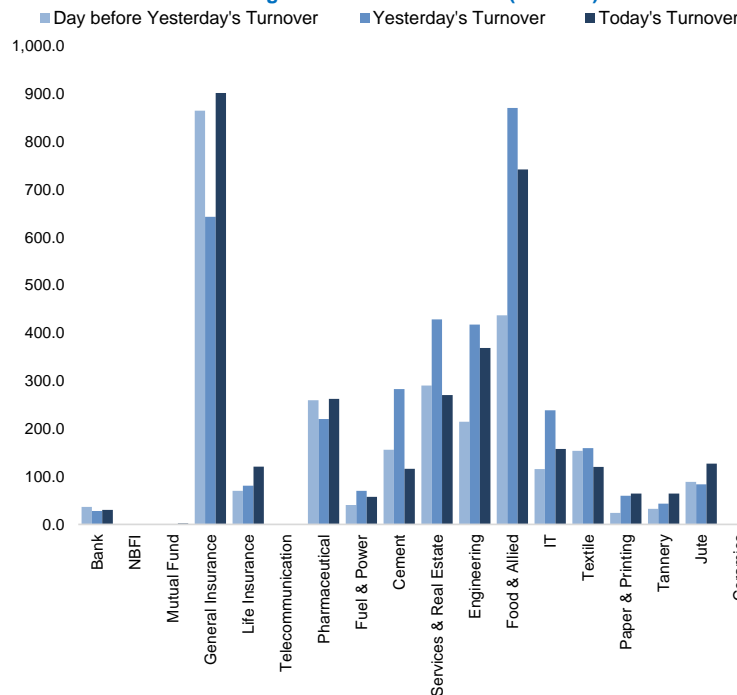
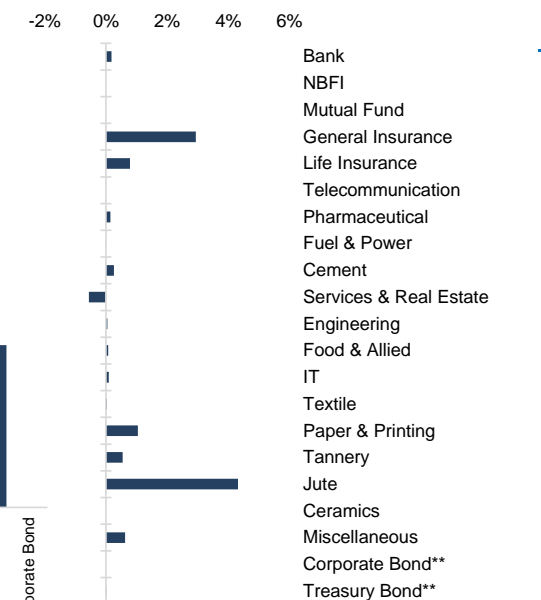


Figure: Sectorial Mcap Change



Market PE 18.6x

Market PB 1.7x

* Market P/E and P/BV calculation excludes Mutual Fund, Life Insurance, and NBL

Sector Index	Closing	Opening	Points Δ	%Δ	No. of Companies	Mcap (BDT Mn)	% of Total Mcap	Turnover (BDT Mn)	% of Total Turnover	PE	PB	Top Twenty Market Cap	Mcap (BDT Mn)	% of Total Mcap	Turnover (BDT Mn)	PE	PB
Bank	45,287	45,204	+82.72	+0.18%	35	680,763	8.8%	30.3	0.8%	12.1x	0.7x	GP	386,996	8.6%	0.2	11.9x	7.3x
NBFI	1,917	1,917	-	-	23	186,520	2.4%	1.0	0.0%	NM	18.8x	WALTONHIL	317,378	7.0%	0.0	40.5x	3.0x
Mutual Fund	826	826	-	-	36	37,332	0.5%	1.7	0.0%	NM	0.7x	BATBC	280,098	6.2%	0.2	15.4x	6.2x
General Insurance	3,700	3,594	+105.55	+2.94%	42	107,922	1.4%	901.6	24.1%	20.0x	1.7x	SQURPHARMA	186,155	4.1%	25.8	9.9x	1.7x
Life Insurance	2,619	2,598	+20.43	+0.79%	15	73,201	0.9%	120.8	3.2%	NM	NM	ROBI	157,138	3.5%	0.0	69.8x	2.5x
Telecommunication	4,946	4,946	-	-	3	580,232	7.5%	0.2	0.0%	15.6x	4.4x	RENATA	139,689	3.1%	0.1	38.0x	4.6x
Pharmaceutical	3,699	3,693	+5.48	+0.15%	34	717,495	9.3%	262.4	7.0%	19.2x	2.3x	UPGDCL	135,475	3.0%	0.0	16.7x	4.4x
Fuel & Power	1,696	1,696	-0.02	-0.00%	23	447,290	5.8%	57.4	1.5%	23.6x	1.1x	BEXIMCO	103,571	2.3%	0.0	12.0x	1.2x
Cement	2,577	2,570	+6.78	+0.26%	7	123,774	1.6%	116.5	3.1%	27.3x	2.7x	LHBL	83,619	1.8%	100.2	14.2x	4.2x
Services & Real Esta	1,907	1,918	-10.64	-0.55%	8	75,360	1.0%	270.5	7.2%	23.5x	1.2x	BERGERPBL	82,321	1.8%	3.1	26.9x	5.9x
Engineering	4,490	4,488	+2.17	+0.05%	42	527,323	6.8%	368.7	9.8%	61.0x	1.8x	ICB	74,119	1.6%	0.0	NM	1.7x
Food & Allied	21,462	21,446	+15.71	+0.07%	21	397,121	5.1%	741.6	19.8%	20.0x	7.5x	BXPHARMA	65,222	1.4%	0.0	14.6x	1.5x
IT	3,024	3,022	+2.90	+0.10%	11	39,430	0.5%	157.8	4.2%	27.6x	2.8x	BRACBANK	57,596	1.3%	0.1	8.3x	0.9x
Textile	1,607	1,607	+0.48	+0.03%	58	168,278	2.2%	120.1	3.2%	78.4x	1.1x	BEACONPHAR	56,595	1.3%	0.0	80.9x	9.2x
Paper & Printing	9,958	9,854	+103.11	+1.05%	6	38,366	0.5%	64.2	1.7%	37.0x	1.9x	ISLAMIBANK	52,486	1.2%	0.0	8.4x	0.7x
Tannery	3,176	3,159	+17.25	+0.55%	6	33,544	0.4%	64.2	1.7%	47.6x	3.2x	DUTCHBANGL	44,203	1.0%	0.0	7.9x	1.0x
Jute	17,915	17,173	+741.25	+4.32%	3	4,382	0.1%	126.9	3.4%	NM	NM	TITASGAS	40,459	0.9%	0.0	32.0x	0.6x
Ceramics	680	680	-	-	5	31,446	0.4%	0.1	0.0%	53.4x	1.9x	UNILEVERCL	39,009	0.9%	0.4	45.1x	22.2x
Miscellaneous	4,154	4,128	+26.02	+0.63%	14	226,170	2.9%	339.2	9.1%	16.0x	1.8x	POWERGRID	37,347	0.8%	0.0	NM	0.4x
Corporate Bond**	88	88	-	-	10	35,144	0.5%	0.1	0.0%	NM	NM	SUMITPOWER	36,308	0.8%	0.0	12.1x	0.9x
Treasury Bond**	88	88	+0.00	+0.00%	241	3,191,892	41.3%	0.0	0.0%	NM	NM						

Top Ten Gainers	Close Price (BDT)	Δ%	Turnover (BDT Mn)	PE	PB
UNIONINS	69.0	+9.9%	151.9	28.0x	3.8x
PARAMOUNT	67.7	+9.7%	64.7	45.4x	2.5x
NFML	14.8	+9.6%	22.3	77.9x	1.3x
NTC	486.9	+8.7%	12.2	NM	241.0x
NORTHRNINS	48.4	+7.1%	9.0	26.2x	2.0x
OIMEX	22.1	+6.3%	48.8	NM	2.0x
SONALIANS	619.3	+5.7%	126.0	NM	5x
PRAGATILIF	111.8	+5.7%	14.3	NM	NM
MIDLANDBNK	11.9	+5.3%	13.8	9.9x	0.9x
ARAMIT	290.6	+5.3%	13.4	49.0x	2.1x

Top Ten Losers	Close Price (BDT)	Δ%	Turnover (BDT Mn)	PE	PB
MIRACLEIND	40.2	-5.0%	86.5	NM	2.3x
BDCOM	36.7	-3.2%	46.9	25.4x	2x
APEXTANRY	100.8	-2.3%	4.3	NM	1.8x
SEAPPEARL	205.8	-2.2%	172.7	29.8x	11.9x
MEGHNACEM	60.9	-2.1%	0.4	51.7x	1.2x
MEGHNAPET	33.5	-2.0%	3.2	NM	NM
FUWANGFOOD	32.7	-1.5%	276.3	NM	8.3x
ISNLTD	49.0	-1.2%	4.7	90.7x	15.4x
BDAUTOCA	135.8	-1.2%	6.6	NM	18.7x
DESHBANDHU	36.4	-1.1%	146.6	NM	2.0x

Top Twenty Free Float Mcap	Free Float Mcap (BDT Mn)	% of Total Free Float Mcap	PE	PB
SQURPHARMA	121,499	7.0%	9.9x	1.7x
BATBC	74,086	4.3%	15.4x	6.2x
BEXIMCO	69,196	4.0%	12.0x	1.2x
RENATA	68,042	3.9%	38.0x	4.6x
BXPHARMA	45,564	2.6%	14.6x	1.5x
BEACONPHAR	39,617	2.3%	80.9x	9.2x
GP	38,700	2.2%	11.9x	7.3x
BRACBANK	30,964	1.8%	8.3x	0.9x
ISLAMIBANK	29,927	1.7%	8.4x	0.7x
LHBL	28,562	1.6%	14.2x	4.2x
PUBALIBANK	19,162	1.1%	4.5x	0.6x
NBL	19,116	1.1%	NM	0.8x
CITYBANK	18,190	1.0%	5.5x	0.7x
OLYMPIC	16,066	0.9%	18.4x	3.0x
ROBI	15,714	0.9%	69.8x	2.5x
ALARABANK	14,357	0.8%	15.6x	1.1x
BSRMLTD	14,210	0.8%	NM	0.7x
SEAPPEARL	13,733	0.8%	29.8x	11.9x
UPGDCL	13,547	0.8%	16.7x	4.4x
PRIMEBANK	13,491	0.8%	5.2x	0.7x

* NBFI Sector PE calculation methodology has been modified to reflect positive earnings only.
** The base of the Bond Index starts at 100, starting from Jan 13, 2022
Similarly, Treasury Bond Index starts at 100, starting from Oct 10, 2022

Most Traded Share	Close Price (BDT)	Δ%	Turnover (BDT Mn)	PE	PB
FUWANGFOOD	32.7	-1.5%	276.3	NM	8.3x
SEAPPEARL	205.8	-2.2%	172.7	29.8x	11.9x
UNIONINS	69.0	+9.9%	151.9	28.0x	3.8x
DESHBANDHU	36.4	-1.1%	146.6	NM	2.0x
REPUBLIC	54.6	+4.8%	139.3	27.4x	3.2x
BSC	117.7	+1.0%	129.1	7.5x	1.5x
SONALIANS	619.3	+5.7%	126.0	NM	5.4x
GEMINISEA	816.3	-1.0%	119.3	38.9x	32.2x
EMERALDOIL	126.1	+1.2%	112.9	NM	NM
LHBL	72.0	+0.4%	100.2	14.2x	4.2x

Block Trade	Maximum Price (BDT)	Minimum Price (BDT)	No. of Trade	Quantity ('000)	Turnover (BDT Mn)
SHAHJABANK	16.7	16.7	2.0	7,358	122.88
UNIONINS	67.3	62.8	9.0	1,116	74.39
SQURPHARMA	210.0	210.0	2.0	200	42.00
SONALIPAPR	660.9	569.0	18.0	67	41.30
DESHBANDHU	39.3	36.6	2.0	515	20.20
BRACBANK	33.0	33.0	3.0	565	18.65
EMERALDOIL	116.0	114.3	7.0	147	16.90
SEAPPEARL	219.0	192.5	3.0	81	16.10
BEXIMCO	104.1	104.1	6.0	124	12.89
SILCOPHL	23.2	22.4	9.0	283	6.49

Block Trade	Maximum Price (BDT)	Minimum Price (BDT)	Turnover (BDT Mn)	Quantity ('000)	No. of Trade
SHAHJABANK	16.7	16.7	122.9	7,358	2
UNIONINS	67.3	62.8	74.4	1,116	9
SQURPHARMA	210.0	210.0	42.0	200	2
SONALIPAPR	660.9	569.0	41.3	67	18
DESHBANDHU	39.3	36.6	20.2	515	2
BRACBANK	33.0	33.0	18.6	565	3
EMERALDOIL	116.0	114.3	16.9	147	7
SEAPEARL	219.0	192.5	16.1	81	3
BEXIMCO	104.1	104.1	12.9	124	6
SILCOPHL	23.2	22.4	6.5	283	9
EGEN	40.7	40.7	4.1	100	1
GEMINISEA	874.0	874.0	3.9	5	1
PTL	69.3	69.3	3.8	55	6
DELTALIFE	125.5	125.5	3.1	25	1
BATBC	479.8	479.8	3.0	6	3
DGIC	34.6	34.6	2.7	79	1
SHYAMPSUG	144.0	142.0	2.5	17	3
ROBI	27.1	27.1	2.3	85	1
SONALIANSH	585.0	555.0	2.2	4	2
FAMILYTEX	4.8	4.8	2.1	432	2
DACCADYE	11.9	11.9	2.0	166	1
BBSCABLES	45.0	45.0	1.8	40	2
Total			437.9		126

Important DSE News
PRAGATILIF

The company has informed that the Board of Directors has decided to spend approximately 28 crores for building construction and other incidental expenses on its own land at Gulshan 1, Plot No. 13, Road No. 18 and 21, as per the design approved by RAJUK, subject to prior approval of Insurance Development and Regulatory Authority.

Upcoming Corporate Events

DSE Ticker	Right Share	Dividend		Event	Date
		Stock	Cash		
APEXFOOT		10.0%	35%	Record Date	18-Oct-23
BAYLEASING		0.0%	0%	Record Date	18-Oct-23
BBS		0.0%	0%	Record Date	22-Oct-23
NAHEEACP		0.0%	3%	Record Date	22-Oct-23
BBSCABLES		0.0%	2%	Record Date	22-Oct-23
INTECH		0.0%	0%	Record Date	22-Oct-23
UNIQUEHRL		0.0%	20%	Record Date	23-Oct-23
APEXSPINN		0.0%	20%	Record Date	26-Oct-23
APEXFOODS		0.0%	20%	Record Date	26-Oct-23
ADNTEL		0.0%	15%	Record Date	26-Oct-23
MONNOAGML		32.0%	3%	Record Date	1-Nov-23
APEXTANRY		0.0%	5%	Record Date	7-Nov-23
EGEN		0.0%	10%	Record Date	8-Nov-23

Disclaimer: This report has been prepared by BRAC EPL Stock Brokerage Ltd and is provided for information purposes. It is not, under any circumstances, to be used or considered as an offer to sell, or a solicitation of any offer to buy. Reasonable care has been taken to ensure that the information is not untrue and misleading. BRAC EPL Stock Brokerage Ltd makes no representation or warranty as to the accuracy or completeness of such information. All opinions and estimates included in this report constitute our judgment as of this date and are subject to change without notice.