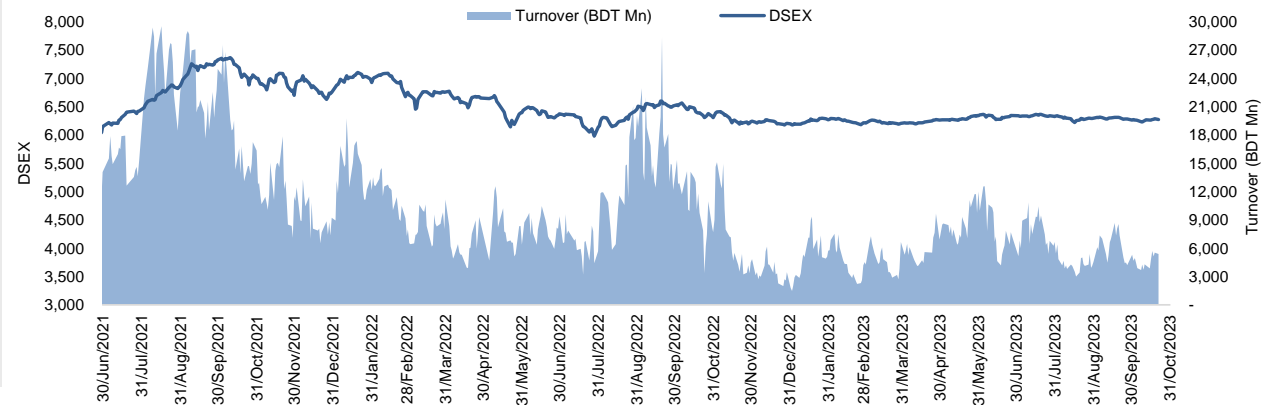


Daily Market Update

The market closed in red today. The benchmark index DSEX (-0.20%) lost 12.84 points and closed at 6,276.17. The blue-chip index DS30 (-0.23%), the Shariah-based index DSES (-0.27%), and the large-cap index CDSET (-0.28%) closed at 2,135.50, 1,359.93, and 1,210.11 points, respectively. Large-cap sectors posted mixed performance today. Food & Allied booked the highest gain of 0.02% followed by NBF1 (0.00%), Telecommunication (0.00%). Pharmaceutical experienced the highest loss of 0.14% followed by Bank (-0.09%), Engineering (-0.07%), Fuel & Power (-0.05%). Block trades contributed 12.3% of the overall market turnover. Sonali Paper & Board Mills Ltd. (+0.6%) was the most traded share with a turnover of BDT 245 million.



Index	Closing	Opening	Point Δ	%Δ	YTD %Δ
DSEX	6,276.17	6,289.01	-12.84	-0.20%	+1.1%
DS30	2,135.50	2,140.45	-4.95	-0.23%	-2.7%
DSES	1,359.93	1,363.57	-3.64	-0.27%	+0.1%
CDSET	1,210.11	1,213.55	-3.44	-0.28%	-0.4%

	Advanced	Declined	Unchanged	Total
All Category	35	114	160	309
A Category (Equity)	26	71	102	199
B Category (Equity)	5	40	43	88
N Category (Equity)	2	0	0	2
Z Category (Equity)	2	3	15	20
Mutual Funds	1	2	14	17
Corporate Bonds	1	0	1	2
Treasury Bonds	0	1	0	1

* Based on Traded Scripts

		Today	Last Day	Daily %Δ
Mcap	Mn BDT	7,812,664	7,821,321	-0.1%
	Mn USD	70,703	70,781	
Turnover	Mn BDT	5,396	5,549	-2.8%
	Mn USD	49	50	
Volume	Mn Shares	100	88	+14.1%
No. of Trade		133,992	143,253	-6.5%

* Average Interbank Exchange Rate is BDT 110.50 as of Oct 22, 2023

Fahim Hassan
Research Analyst
(880) 1709636546
fahim.hassan@bracepl.com

Billal Hossain
Research Associate
(880) 1708805229
billal.hossain@bracepl.com

Figure: Sectorial Turnover (BDT Mn)

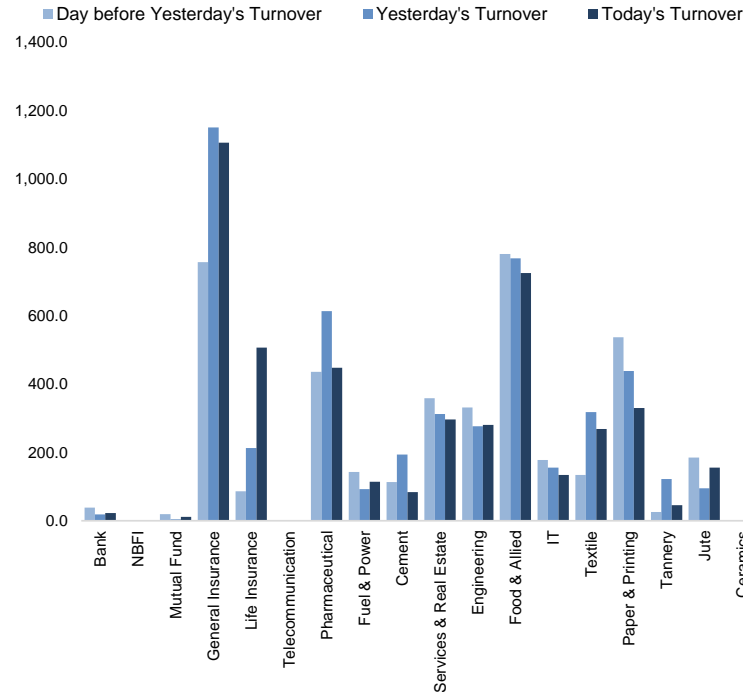
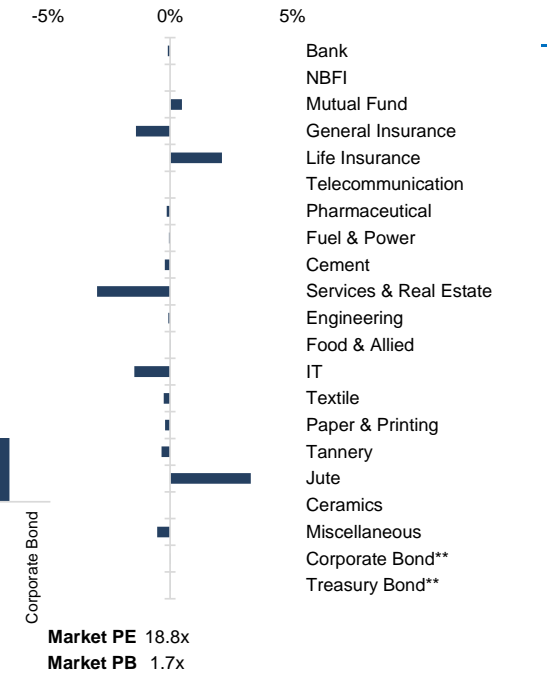


Figure: Sectorial Mcap Change



* Market P/E and P/BV calculation excludes Mutual Fund, Life Insurance, and NBL

Sector Index	Closing	Opening	Points Δ	%Δ	No. of Companies	Mcap (BDT Mn)	% of Total Mcap	Turnover (BDT Mn)	% of Total Turnover	PE	PB	Top Twenty Market Cap	Mcap (BDT Mn)	% of Total Mcap	Turnover (BDT Mn)	PE	PB
Bank	1,442	1,444	-1.32	-0.09%	35	680,597	8.8%	22.6	0.5%	11.8x	0.7x	GP	386,996	8.5%	0.1	11.9x	7.3x
NBFI	1,917	1,917	-	-	23	186,520	2.4%	0.3	0.0%	NM	19.8x	WALTONHIL	317,378	7.0%	0.0	40.5x	3.0x
Mutual Fund	837	833	+4.05	+0.49%	37	39,605	0.5%	11.5	0.2%	NM	0.8x	BATBC	280,098	6.2%	0.1	15.4x	6.2x
General Insurance	3,748	3,801	-52.93	-1.39%	42	109,329	1.4%	1,105.9	23.4%	20.1x	1.7x	SQURPHARMA	186,066	4.1%	28.3	9.9x	1.7x
Life Insurance	2,699	2,643	+55.92	+2.12%	15	75,427	1.0%	506.5	10.7%	NM	NM	ROBI	157,138	3.5%	0.0	69.8x	2.5x
Telecommunication	4,946	4,946	-	-	3	580,232	7.5%	0.2	0.0%	15.6x	4.4x	RENATA	139,689	3.1%	0.1	66.1x	4.4x
Pharmaceutical	3,713	3,718	-5.11	-0.14%	33	719,524	9.3%	447.9	9.5%	20.0x	2.3x	UPGDCL	135,475	3.0%	0.0	16.7x	4.4x
Fuel & Power	1,698	1,699	-0.86	-0.05%	23	447,795	5.8%	114.1	2.4%	30.8x	1.1x	BEXIMCO	103,571	2.3%	1.1	14.6x	1.2x
Cement	2,535	2,541	-5.54	-0.22%	7	121,756	1.6%	83.5	1.8%	26.8x	2.6x	BERGERPBL	82,785	1.8%	1.4	27.0x	5.9x
Services & Real Esta	1,856	1,913	-57.02	-2.98%	8	73,333	0.9%	296.7	6.3%	22.3x	1.2x	LHBL	81,296	1.8%	69.1	13.8x	4.1x
Engineering	4,490	4,493	-3.36	-0.07%	42	527,281	6.8%	280.8	5.9%	41.4x	1.8x	ICB	74,119	1.6%	0.1	NM	1.7x
Food & Allied	21,529	21,524	+4.97	+0.02%	21	398,362	5.2%	724.7	15.3%	20.0x	7.5x	BXPHARMA	65,222	1.4%	0.4	14.1x	1.5x
IT	2,941	2,985	-43.50	-1.46%	11	38,348	0.5%	133.9	2.8%	26.9x	2.7x	BRACBANK	57,596	1.3%	0.0	8.3x	0.9x
Textile	1,610	1,614	-4.19	-0.26%	58	168,538	2.2%	268.3	5.7%	87.2x	1.1x	BEACONPHAR	56,595	1.2%	0.0	80.9x	9.2x
Paper & Printing	9,931	9,951	-19.99	-0.20%	6	38,265	0.5%	329.9	7.0%	36.9x	1.9x	ISLAMIBANK	52,486	1.2%	0.0	8.5x	0.7x
Tannery	3,141	3,152	-11.13	-0.35%	6	33,171	0.4%	46.0	1.0%	47.0x	3.1x	DUTCHBANGL	44,203	1.0%	0.0	7.9x	1.0x
Jute	20,510	19,854	+655.21	+3.30%	3	5,017	0.1%	155.2	3.3%	NM	NM	TITASGAS	40,459	0.9%	0.0	32.0x	0.6x
Ceramics	680	680	-	-	5	31,446	0.4%	0.5	0.0%	53.7x	1.9x	UNILEVERCL	39,140	0.9%	1.4	45.3x	22.2x
Miscellaneous	4,148	4,170	-22.10	-0.53%	14	225,833	2.9%	186.4	3.9%	17.8x	1.8x	POWERGRID	37,347	0.8%	0.0	NM	0.4x
Corporate Bond**	88	88	+0.00	+0.00%	10	35,144	0.5%	0.0	0.0%	NM	NM	SUMITPOWER	36,308	0.8%	0.0	12.1x	0.9x
Treasury Bond**	88	88	+0.00	+0.01%	240	3,190,894	41.3%	19.7	0.4%	NM	NM						

Top Ten Gainers	Close Price (BDT)	Δ%	Turnover (BDT Mn)	PE	PB
CAPITECGBF	14.6	+9.8%	3.0	NM	1.5x
MEGHNALIFE	82.6	+9.4%	140.8	NM	NM
UNITEDINS	64.4	+9.0%	70.5	40.5x	2.0x
AMBEEPHA	950.7	+7.5%	41.8	NM	50.0x
KOHINOOR	538.0	+5.9%	111.8	47.1x	9.4x
DELTALIFE	146.4	+5.6%	158.0	NM	NM
LIBRAINFU	1,419.0	+5.4%	105.9	NM	1x
EASTRNLUB	2,133.1	+5.0%	81.1	NM	12.1x
IMAMBUTTON	151.9	+4.9%	29.8	NM	77.1x
SONALIANS	741.7	+4.4%	154.6	NM	6.4x

Top Ten Losers	Close Price (BDT)	Δ%	Turnover (BDT Mn)	PE	PB
SEAPEARL	192.3	-7.8%	229.2	27.9x	11.1x
CRYSTALINS	101.4	-7.3%	62.5	31.2x	4x
NTC	470.7	-7.2%	8.3	NM	233.0x
PARAMOUNT	63.3	-5.7%	44.3	42.5x	2.4x
UNIONINS	69.7	-5.4%	89.7	28.3x	3.8x
EASTERNINS	71.7	-4.8%	96.6	23.1x	1.3x
FINEFOODS	127.9	-4.3%	19.8	NM	12.2x
NFML	14.0	-4.1%	8.5	73.7x	1.2x
BANGAS	114.8	-3.9%	7.4	NM	5.5x
BEACHHATCH	48.9	-3.9%	71.3	47.0x	4.6x

Top Twenty Free Float Mcap	Free Float Mcap (BDT Mn)	% of Total Free Float Mcap	PE	PB
SQURPHARMA	121,499	7.0%	9.9x	1.7x
BATBC	74,086	4.3%	15.4x	6.2x
BEXIMCO	69,196	4.0%	14.6x	1.2x
RENATA	68,042	3.9%	66.1x	4.4x
BXPHARMA	45,564	2.6%	14.1x	1.5x
BEACONPHAR	39,617	2.3%	80.9x	9.2x
GP	38,700	2.2%	11.9x	7.3x
BRACBANK	30,964	1.8%	8.3x	0.9x
ISLAMIBANK	29,927	1.7%	8.5x	0.7x
LHBL	28,562	1.6%	13.8x	4.1x
PUBALIBANK	19,162	1.1%	4.1x	0.6x
NBL	19,116	1.1%	NM	0.8x
CITYBANK	18,190	1.0%	5.5x	0.7x
OLYMPIC	16,066	0.9%	19.1x	3.2x
ROBI	15,714	0.9%	69.8x	2.5x
ALARABANK	14,357	0.8%	15.6x	1.1x
BSRMLTD	14,210	0.8%	9.2x	0.6x
SEAPEARL	13,733	0.8%	27.9x	11.1x
UPGDCL	13,547	0.8%	16.7x	4.4x
PRIMEBANK	13,491	0.8%	4.9x	0.7x

* NBFI Sector PE calculation methodology has been modified to reflect positive earnings only.
** The base of the Bond Index starts at 100, starting from Jan 13, 2022
Similarly, Treasury Bond Index starts at 100, starting from Oct 10, 2022

Most Traded Share	Close Price (BDT)	Δ%	Turnover (BDT Mn)	PE	PB
SONALIPAPR	618.6	+0.6%	245.1	66.2x	3.6x
SEAPEARL	192.3	-7.8%	229.2	27.9x	11.1x
PROVATIINS	63.1	+1.3%	222.4	21.6x	3.1x
EMERALDOIL	130.7	+3.5%	196.7	NM	NM
DELTALIFE	146.4	+5.6%	158.0	NM	NM
SONALIANS	741.7	+4.4%	154.6	NM	6.4x
MEGHNALIFE	82.6	+9.4%	140.8	NM	NM
GEMINISEA	801.0	+0.8%	136.0	38.2x	31.6x
DESHBANDHU	40.5	-3.6%	135.1	NM	2.2x
FUWANGFOOL	30.8	-	129.8	NM	7.8x

Block Trade	Maximum Price (BDT)	Minimum Price (BDT)	No. of Trade	Quantity ('000)	Turnover (BDT Mn)
EBL	29.4	29.4	5.0	5,000	147.00
TRUSTBANK	31.5	31.5	5.0	4,400	138.60
ISLAMIBANK	32.6	32.6	4.0	1,267	41.32
SIBL	11.7	11.7	4.0	3,202	37.46
SONALIPAPR	659.0	601.0	5.0	54	35.05
UTTARABANK	22.0	21.7	2.0	1,380	30.35
NBL	9.1	8.1	4.0	3,200	28.42
SIMTEX	25.0	24.2	3.0	800	19.63
CRYSTALINS	120.3	107.0	3.0	156	17.42
AIL	83.5	78.3	4.0	215	17.40

Block Trade	Maximum Price (BDT)	Minimum Price (BDT)	Turnover (BDT Mn)	Quantity ('000)	No. of Trade
EBL	29.4	29.4	147.0	5,000	5
TRUSTBANK	31.5	31.5	138.6	4,400	5
ISLAMIBANK	32.6	32.6	41.3	1,267	4
SIBL	11.7	11.7	37.5	3,202	4
SONALIPAPR	659.0	601.0	35.1	54	5
UTTARABANK	22.0	21.7	30.4	1,380	2
NBL	9.1	8.1	28.4	3,200	4
SIMTEX	25.0	24.2	19.6	800	3
CRYSTALINS	120.3	107.0	17.4	156	3
AIL	83.5	78.3	17.4	215	4
SQURPHARMA	214.2	211.5	15.7	74	3
RENATA	1,139.4	1,096.1	13.0	12	13
UNIONINS	77.1	72.0	11.2	152	4
SEAPEARL	209.0	195.0	10.4	51	5
PTL	75.9	69.3	6.5	92	7
OLYMPIC	165.0	155.6	6.1	38	3
ALIF	13.3	12.0	5.5	448	4
BDFINANCE	42.0	42.0	4.6	110	1
KDSALTD	77.0	75.0	4.4	58	2
KBPPWBIL	32.5	32.5	3.3	100	2
SUNLIFEINS	52.9	47.7	3.2	65	4
RUPALILIFE	116.8	116.8	3.0	26	1
Total			661.4		155

Upcoming Corporate Events

DSE Ticker	Right Share	Dividend		Event	Date
		Stock	Cash		
UNIQUEHRL		0.0%	20%	Record Date	23-Oct-23
APEXSPINN		0.0%	20%	Record Date	26-Oct-23
APEXFOODS		0.0%	20%	Record Date	26-Oct-23
ADNTEL		0.0%	15%	Record Date	26-Oct-23
MONNOAGML		32.0%	3%	Record Date	1-Nov-23
APEXTANRY		0.0%	5%	Record Date	7-Nov-23
MATINSPIIN		0.0%	40%	Record Date	7-Nov-23
BSC		0.0%	25%	Record Date	7-Nov-23
MIDASFIN		0.0%	2%	Record Date	7-Nov-23
EGEN		0.0%	10%	Record Date	8-Nov-23
BSRMSTEEL		0.0%	25%	Record Date	8-Nov-23
BSRMLTD		0.0%	25%	Record Date	8-Nov-23
PENINSULA		0.0%	0%	Record Date	9-Nov-23
DOREENPWR		0.0%	11%	Record Date	9-Nov-23
BDLAMPS		0.0%	10%	Record Date	12-Nov-23
RNSPIN		0.0%	0%	Record Date	12-Nov-23
FARCHEM		0.0%	0%	Record Date	12-Nov-23

Important DSE News

ICBIBANK

(Q3 Un-audited): EPS was Tk. (0.17) for July-September, 2023 as against Tk. (0.13) for July-September, 2022; EPS was Tk. (0.56) for January-September, 2023 as against Tk. (0.11) for January-September, 2022. NOCFPS was Tk. (0.16) for January-September, 2023 as against Tk. (0.60) for January-September, 2022. NAV per share was Tk. (19.08) as on September 30, 2023 and Tk. (18.25) as on September 30, 2022.

FIRSTSBANK

(Q3 Un-audited): Consolidated EPS was Tk. 0.33 for July-September 2023 as against Tk. 0.35 (Restated) for July-September 2022; Consolidated EPS was Tk. 1.37 for January-September 2023 as against Tk. 1.14 (Restated) for January-September 2022. Consolidated NOCFPS was Tk. (22.29) for January-September 2023 as against Tk. 15.92 (Restated) for January-September 2022. Consolidated NAV per share was Tk. 20.70 as on September 30, 2023 and Tk. 18.36 (Restated) as on September 30, 2022.

PROVATIINS

(Q3 Un-audited): EPS was Tk. 0.69 for July-September, 2023 as against Tk. (0.33) for July-September, 2022; EPS was Tk. 1.73 for January-September, 2023 as against Tk. 1.33 for January-September, 2022. NOCFPS was Tk. 1.41 for January-September, 2023 as against Tk. 0.94 for January-September, 2022. NAV per share was Tk. 20.57 as on September 30, 2023 and Tk. 19.49 as on September 30, 2022.

IMAMBUTTON

The Board of Directors has recommended No dividend for the year ended on June 30, 2020. Date of AGM: 06.12.2023, Time: 9:00 AM, Venue: Digital Platform. Record Date: 13.11.2023. The Company has also reported EPS of Tk. (1.07), NAV per share of Tk. 4.25 and NOCFPS of Tk. 0.05 for the year ended on June 30, 2020 as against Tk. (0.49), Tk. 5.32 and Tk. 0.24 respectively for the year ended on June 30, 2019.

The Board of Directors has recommended No dividend for the year ended on June 30, 2021. Date of AGM: 06.12.2023, Time: 10:00 AM, Venue: Digital Platform. Record Date: 13.11.2023. The Company has also reported EPS of Tk. (0.80), NAV per share of Tk. 3.45 and NOCFPS of Tk. (0.07) for the year ended on June 30, 2021 as against Tk. (1.07), Tk. 4.25 and Tk. 0.05 respectively for the year ended on June 30, 2020.

The Board of Directors has recommended No dividend for the year ended on June 30, 2022. Date of AGM: 06.12.2023, Time: 11:00 AM, Venue: Digital Platform. Record Date: 13.11.2023. The Company has also reported EPS of Tk. (0.73), NAV per share of Tk. 2.73 and NOCFPS of Tk. 0.00 for the year ended on June 30, 2022 as against Tk. (0.80), Tk. 3.45 and Tk. (0.07) respectively for the year ended on June 30, 2021.

The Board of Directors has recommended No dividend for the year ended on June 30, 2023. Date of AGM: 06.12.2023, Time: 12:00 PM, Venue: Digital Platform. Record Date: 13.11.2023. The Company has also reported EPS of Tk. (0.76), NAV per share of Tk. 1.97 and NOCFPS of Tk. (0.08) for the year ended on June 30, 2023 as against Tk. (0.73), Tk. 2.73 and Tk. 0.00 respectively for the year ended on June 30, 2022.

SOUTHEASTB

(Q3 Un-audited): Consolidated EPS was Tk. 0.90 for July-September, 2023 as against Tk. 0.30 (restated) for July-September, 2022; Consolidated EPS was Tk. 2.34 for January-September, 2023 as against Tk. 2.67 (restated) for January-September, 2022. Consolidated NOCFPS was Tk. 21.03 for January-September, 2023 as against Tk. 0.51 for January-September, 2022. Consolidated NAV per share was Tk. 25.70 as on September 30, 2023 and Tk. 26.26 as on September 30, 2022.

SINGERBD

(Q3 Un-audited): EPS was Tk. 0.88 for July-September 2023 as against Tk. (0.85) for July-September 2022; EPS was Tk. 6.73 for January-September 2023 as against Tk. 1.46 for January-September 2022. NOCFPS was Tk. 8.17 for January-September 2023 as against Tk. (7.24) for January-September 2022. NAV per share was Tk. 35.71 as on September 30, 2023 and Tk. 29.97 as on December 31, 2022.

Disclaimer: This report has been prepared by BRAC EPL Stock Brokerage Ltd and is provided for information purposes. It is not, under any circumstances, to be used or considered as an offer to sell, or a solicitation of any offer to buy. Reasonable care has been taken to ensure that the information is not untrue and misleading. BRAC EPL Stock Brokerage Ltd makes no representation or warranty as to the accuracy or completeness of such information. All opinions and estimates included in this report constitute our judgment as of this date and are subject to change without notice.

ILFSL

(Q3 Un-audited): Consolidated EPS was Tk. (0.27) for July-September 2023 as against Tk. (0.77) for July-September 2022. Consolidated EPS was Tk. (3.03) for January-September 2023 as against Tk. (2.83) for January-September 2022. Consolidated NOCFPS was Tk. (0.44) for January-September 2023 as against Tk. (0.10) for January-September 2022. Consolidated NAV per share was Tk. (165.27) as on September 30, 2023 and Tk. (162.24) as on December 31, 2022.

RENATA

The Board of Directors has recommended 62.5% Cash Dividend for the year ended June 30, 2023. Date of AGM: 09.12.2023, Time: 11:30 AM, Venue: Digital Platform. Record Date: 12.11.2023. The Company has also reported Consolidated EPS of Tk. 20.40, Consolidated NAV per share of Tk. 266.87 and Consolidated NOCFPS of Tk. 18.18 for the year ended June 30, 2023 as against Tk. 44.56, Tk. 256.43 and Tk. 26.24 respectively for the year ended June 30, 2022.

(Q1 Un-audited): Consolidated EPS was Tk. 8.89 for July-September 2023 as against Tk. 10.86 for July-September 2022; Consolidated NOCFPS was Tk. 8.80 for July-September 2023 as against Tk. 8.96 for July-September 2022. Consolidated NAV per share was Tk. 275.70 as on September 30, 2023 and Tk. 266.87 as on June 30, 2023.

TRUSTBANK

(Q3 Un-audited): Consolidated EPS was Tk. 1.40 for July-September 2023 as against Tk. 1.28 for July-September 2022; Consolidated EPS was Tk. 3.00 for January-September 2023 as against Tk. 3.23 for January-September 2022. Consolidated NOCFPS was Tk. 26.53 for January-September 2023 as against Tk. 5.40 for January-September 2022. Consolidated NAV per share was Tk. 25.47 as on September 30, 2023 and Tk. 23.66 as on September 30, 2022.

BANKASIA

(Q3 Un-audited): Consolidated EPS was Tk. 0.18 for July-September 2023 as against Tk. 0.68 for July-September 2022; Consolidated EPS was Tk. 3.06 for January-September 2023 as against Tk. 2.68 for January-September 2022. Consolidated NOCFPS was Tk. 17.06 for January-September 2023 as against Tk. 25.03 for January-September 2022. Consolidated NAV per share was Tk. 26.26 as on September 30, 2023 and Tk. 24.51 as on September 30, 2022.

ISLAMIBANK

(Q3 Un-audited): Consolidated EPS was Tk. 0.59 for July-September 2023 as against Tk. 0.61 for July-September 2022; Consolidated EPS was Tk. 2.72 for January-September 2023 as against Tk. 2.71 for January-September 2022. Consolidated NOCFPS was Tk. (48.09) for January-September 2023 as against Tk. (44.75) for January-September 2022. Consolidated NAV per share was Tk. 44.14 as on September 30, 2023 and Tk. 42.28 as on September 30, 2022.

OLYMPIC

The company has informed that it will purchase one bigha (=20 katha) south facing, Commercial-cum-Residential Plot of Land located at Block-I (Extension) at Bashundhara R/A, Dhaka in the name of Olympic Industries Limited at an agreed total price of Tk. 31,75,00,000.00 i.e. @Tk. 1,58,75,000.00 per katha which includes Road Construction, Land Development, RCC Drainage cost, Service Charge, etc. from East West Property Development (Pvt.) Ltd., Dhaka for its corporate office. The purchaser, Olympic Industries Limited shall also bear the total registration and other costs inclusive of VAT, Tax and other Charges.

LIBRAINFU

The Board of Directors has recommended 30% Cash only for General Shareholders and 50% Stock dividend for the year ended June 30, 2021. The Stock Dividend is subject to the approval of BSEC. Date of AGM: 30.11.2023. Time: 11:00 AM, Venue: Digital Platform. Record Date: 12.11.2023. The Company has also reported EPS of Tk. 0.15, NAV per share of Tk. 1,261.00 and NOCFPS of Tk. 2.46 for the year ended June 30, 2021 as against Tk. (7.78), Tk. 1,261.00 and Tk. (0.14) respectively for the year ended June 30, 2020.

BEXIMCO

The Board of Directors has recommended 10% cash dividend for the year ended June 30, 2023. Date of AGM: 28.12.2023, Time: 12:30 PM, Venue: Digital Platform. Record Date: 13.11.2023. The Company has also reported EPS of Tk. 7.92, NAV per share of Tk. 95.14 and NOCFPS of Tk. 3.42 for the year ended June 30, 2023 as against Tk. 14.01, Tk. 91.19 and Tk. 1.56 respectively for the year ended June 30, 2022.

BXPHERMA

The Board of Directors has recommended 35% cash dividend for the year ended June 30, 2023. Date of AGM: 28.12.2023, Time: 10:30 AM, Venue: Digital Platform. Record Date: 13.11.2023. The Company has also reported Consolidated EPS of Tk. 10.34, Consolidated NAV per share of Tk. 97.91 and Consolidated NOCFPS of Tk. 13.64 for the year ended June 30, 2023 as against Consolidated EPS of Tk. 11.48, Consolidated NAV per share of Tk. 91.01 and Consolidated NOCFPS of Tk. 11.69 respectively for the year ended June 30, 2022.

SPCERAMICS

The Board of Directors has recommended 3% cash dividend for the year ended June 30, 2023. Date of AGM: 28.12.2023, Time: 11:30 AM, Venue: Digital Platform. Record Date: 13.11.2023. The Company has also reported EPS of Tk. 0.41, NAV per share of Tk. 31.37 and NOCFPS of Tk. 1.63 for the year ended June 30, 2023 as against EPS of Tk. 0.39, NAV per share of Tk. 31.53 and NOCFPS of Tk. 1.00 respectively for the year ended June 30, 2022.

JAMUNABANK

Dhaka Stock Exchange Limited (DSE) has approved the proposed name change of the Company. Accordingly, the name of the Company will be 'Jamuna Bank PLC.' instead of 'Jamuna Bank Limited' with effect from October 23, 2023. Other things (except name) will remain unchanged. Mr. Abu Khair Mohammed Sakhawat, one of the Sponsors of the company, has expressed his intention to transfer 5,166,598 shares out of his holding of 14,166,598 shares of the company to his wife Nasrin Jahan (General Shareholder of the company), by way of gift outside the trading system of the Exchange within October 31, 2023.

SOUTHEASTB

Refer to their earlier news disseminated by DSE on 23.07.2023 regarding sale declaration of Mrs. Rehana Kashem, one of the Sponsors of the company, who expressed her intention to sell 20,00,000 shares of the Company. In this respect BSEC has allowed time extension including restricted period for selling the remaining 17,16,000 shares out of the declared shares of the above sponsor of the company till January 31, 2024. As such, time has been extended up to January 31, 2024 for selling the mentioned shares.

Disclaimer: This report has been prepared by BRAC EPL Stock Brokerage Ltd and is provided for information purposes. It is not, under any circumstances, to be used or considered as an offer to sell, or a solicitation of any offer to buy. Reasonable care has been taken to ensure that the information is not untrue and misleading. BRAC EPL Stock Brokerage Ltd makes no representation or warranty as to the accuracy or completeness of such information. All opinions and estimates included in this report constitute our judgment as of this date and are subject to change without notice.