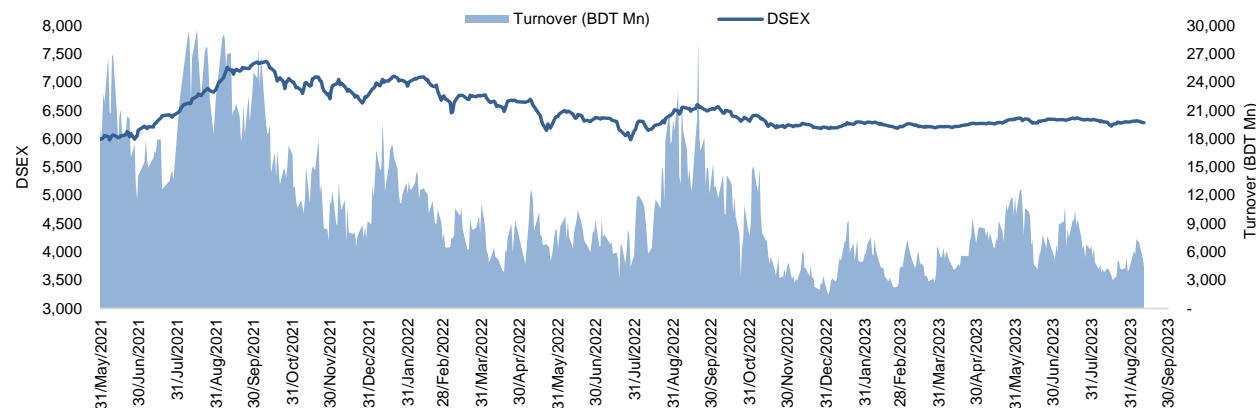


Daily Market Update

The market closed in red today. The benchmark index DSEX (-0.03%) lost 1.84 points and closed at 6,283.86. The blue-chip index DS30 (+0.03%), the Shariah-based index DSES (-0.14%), and the large-cap index CDSET (+0.01%) closed at 2,128.91, 1,361.84, and 1,207.49 points, respectively. Most of the large-cap sectors posted negative performance today. Bank experienced the highest loss of 0.04% followed by Pharmaceutical (-0.03%), Engineering (-0.03%), NBF1 (-0.02%), Food & Allied (0.00%), Telecommunication (0.00%), and Fuel & Power (+0.01%), respectively. Block trades contributed 12.8% of the overall market turnover. Fu Wang Food Ltd. (+0.3%) was the most traded share with a turnover of BDT 357 million.



Index	Closing	Opening	Point Δ	%Δ	YTD %Δ
DSEX	6,283.86	6,285.70	-1.84	-0.03%	+1.2%
DS30	2,128.91	2,128.36	+0.55	+0.03%	-3.0%
DSES	1,361.84	1,363.72	-1.87	-0.14%	+0.2%
CDSET	1,207.49	1,207.36	+0.13	+0.01%	-0.6%

	Advanced	Declined	Unchanged	Total
All Category	67	81	152	300
A Category (Equity)	46	45	101	192
B Category (Equity)	17	29	44	90
N Category (Equity)	1	2	0	3
Z Category (Equity)	3	5	7	15
Mutual Funds	1	1	10	12
Corporate Bonds	0	0	1	1
Treasury Bonds	0	0	0	0

* Based on Traded Scripts

		Today	Last Day	Daily %Δ
Mcap	Mn BDT	7,748,874	7,750,006	-0.0%
	Mn USD	70,444	70,455	
Turnover	Mn BDT	4,460	5,360	-16.8%
	Mn USD	41	49	
Volume	Mn Shares	93	117	-20.1%
No. of Trade		110,411	141,400	-21.9%

* Average Interbank Exchange Rate is BDT 110.00 as of Sep 11, 2023

Fahim Hassan Research Analyst (880) 1709636546 fahim.hassan@bracepl.com	HZ Towhidi Khan Senior Research Associate (880) 1708805224 hztowhidi.khan@bracepl.com
---	---

Figure: Sectorial Turnover (BDT Mn)

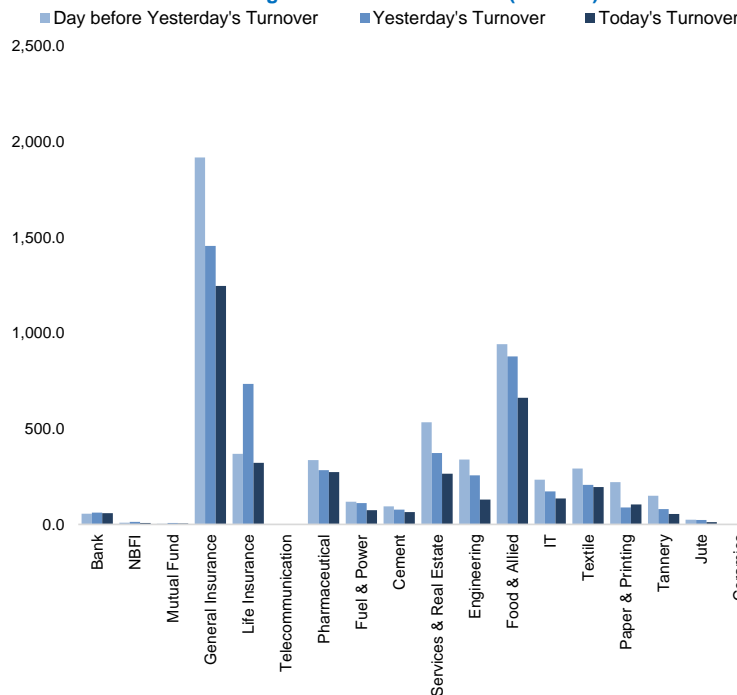
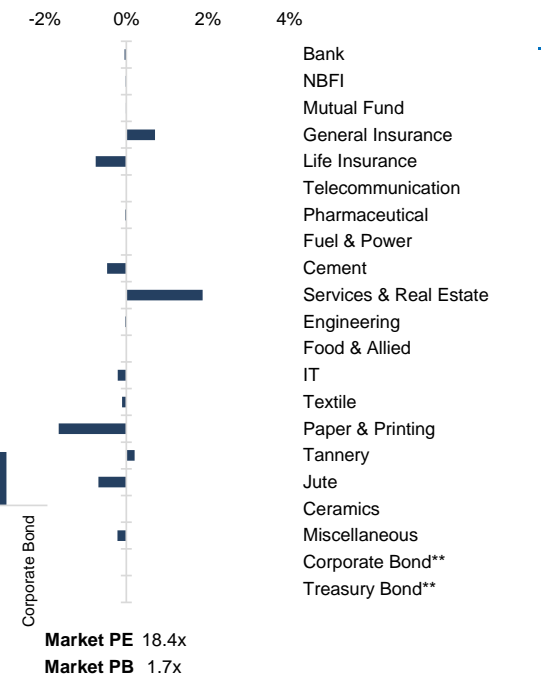


Figure: Sectorial Mcap Change



* Market P/E and P/BV calculation excludes Mutual Fund, Life Insurance, and NBL

Sector Index	Closing	Opening	Points Δ	%Δ	No. of Companies	Mcap (BDT Mn)	% of Total Mcap	Turnover (BDT Mn)	% of Total Turnover	PE	PB	Top Twenty Market Cap	Mcap (BDT Mn)	% of Total Mcap	Turnover (BDT Mn)	PE	PB
Bank	1,447	1,447	-0.64	-0.04%	35	681,913	8.8%	58.9	1.5%	12.1x	0.7x	GP	386,996	8.5%	0.7	11.9x	7.3x
NBFI	1,917	1,917	-0.35	-0.02%	23	186,555	2.4%	7.8	0.2%	NM	6.9x	WALTONHIL	317,378	7.0%	0.1	40.5x	3.0x
Mutual Fund	827	828	-0.09	-0.01%	36	37,421	0.5%	4.5	0.1%	NM	0.7x	BATBC	280,098	6.2%	0.4	15.4x	6.2x
General Insurance	3,700	3,674	+25.95	+0.71%	42	108,001	1.4%	1,245.2	32.0%	20.0x	1.7x	SQURPHARMA	186,243	4.1%	61.7	9.9x	1.7x
Life Insurance	2,683	2,703	-20.28	-0.75%	15	74,981	1.0%	321.0	8.3%	NM	NM	ROBI	157,138	3.5%	0.0	69.8x	2.5x
Telecommunication	4,946	4,946	-	-	3	580,232	7.5%	0.7	0.0%	15.6x	4.4x	RENATA	139,689	3.1%	0.2	38.0x	4.6x
Pharmaceutical	3,713	3,714	-1.21	-0.03%	34	720,260	9.3%	274.1	7.0%	19.3x	2.3x	UPGDCL	135,475	3.0%	0.0	16.7x	4.4x
Fuel & Power	1,700	1,700	+0.12	+0.01%	23	448,517	5.8%	74.9	1.9%	23.6x	1.1x	BEXIMCO	103,571	2.3%	0.2	12.0x	1.2x
Cement	2,543	2,555	-11.98	-0.47%	7	122,138	1.6%	65.0	1.7%	26.9x	2.6x	BERGERPBL	86,620	1.9%	2.3	28.3x	6.2x
Services & Real Esta	1,805	1,772	+33.14	+1.87%	8	71,328	0.9%	264.2	6.8%	23.8x	1.1x	MARICO	79,865	1.8%	2.5	19.1x	16.2x
Engineering	4,485	4,486	-1.33	-0.03%	42	526,379	6.8%	129.8	3.3%	58.4x	1.8x	ICB	74,119	1.6%	0.0	NM	1.7x
Food & Allied	21,496	21,497	-0.77	-0.00%	21	397,757	5.1%	661.7	17.0%	20.0x	7.5x	BXPHARMA	65,222	1.4%	0.0	14.6x	1.5x
IT	3,056	3,062	-6.51	-0.21%	11	39,837	0.5%	134.9	3.5%	28.1x	2.9x	BRACBANK	57,596	1.3%	0.1	8.3x	0.9x
Textile	1,627	1,628	-1.73	-0.11%	58	170,294	2.2%	195.0	5.0%	79.4x	1.2x	BEACONPHAR	56,595	1.2%	0.0	80.9x	9.2x
Paper & Printing	10,359	10,534	-174.84	-1.66%	6	39,911	0.5%	104.8	2.7%	38.5x	2.0x	ISLAMIBANK	52,486	1.2%	0.0	8.4x	0.7x
Tannery	3,209	3,203	+6.52	+0.20%	6	33,896	0.4%	54.5	1.4%	46.3x	3.2x	DUTCHBANGL	44,203	1.0%	0.0	7.9x	1.0x
Jute	15,889	15,998	-109.05	-0.68%	3	3,887	0.1%	11.6	0.3%	NM	-1349.3x	TITASGAS	40,459	0.9%	0.0	32.0x	0.6x
Ceramics	680	680	-	-	5	31,446	0.4%	0.3	0.0%	53.4x	1.9x	UNILEVERCL	39,086	0.9%	1.8	45.2x	22.2x
Miscellaneous	4,228	4,237	-9.10	-0.21%	14	230,211	3.0%	279.6	7.2%	16.3x	1.8x	POWERGRID	37,347	0.8%	0.0	NM	0.4x
Corporate Bond**	88	88	-	-	10	35,139	0.5%	0.1	0.0%	NM	NM	SUMITPOWER	36,308	0.8%	0.0	12.1x	0.9x
Treasury Bond**	88	88	+0.00	+0.00%	240	3,190,490	41.3%	0.0	0.0%	NM	NM						

Top Ten Gainers	Close Price (BDT)	Δ%	Turnover (BDT Mn)	PE	PB
CRYSTALINS	77.7	+9.9%	181.4	23.9x	3.1x
SKICL	53.9	+7.4%	112.3	23.1x	2.7x
SEAPEARL	161.6	+6.6%	137.3	23.4x	9.4x
AMBEEPHA	693.9	+5.5%	28.3	NM	36.5x
MIRACLEIND	52.2	+4.4%	142.0	NM	1.7x
PARAMOUNT	56.8	+4.0%	93.3	38.1x	2.1x
AGRANINS	44.1	+3.3%	8.0	22.3x	2x
ICICL	34.8	+2.7%	20.6	27.2x	2.0x
INTRACO	38.9	+2.6%	38.3	25.9x	3.0x
ASIAPACINS	64.2	+2.6%	48.9	26.9x	2.8x

Top Ten Losers	Close Price (BDT)	Δ%	Turnover (BDT Mn)	PE	PB
CENTRALPHL	12.1	-5.5%	25.6	NM	2.1x
KAY&QUE	201.4	-3.8%	1.8	NM	3x
TILIL	52.7	-3.1%	12.9	NM	NM
IMAMBUTTON	110.0	-3.1%	6.0	NM	22.9x
SONALILIFE	83.3	-2.8%	25.8	NM	NM
MONOSPOOL	240.9	-2.7%	12.5	31.9x	4.9x
UNIONCAP	7.5	-2.6%	6.9	NM	NM
RDFOOD	45.2	-2.6%	56.2	36.7x	2.8x
GREENDELT	76.2	-2.6%	24.2	12.0x	1.1x
NORTHERN	195.0	-2.5%	5.0	NM	2.4x

Top Twenty Free Float Mcap	Free Float Mcap (BDT Mn)	% of Total Free Float Mcap	PE	PB
SQURPHARMA	121,499	7.0%	9.9x	1.7x
BATBC	74,086	4.3%	15.4x	6.2x
BEXIMCO	69,196	4.0%	12.0x	1.2x
RENATA	68,042	3.9%	38.0x	4.6x
BXPHARMA	45,564	2.6%	14.6x	1.5x
BEACONPHAR	39,617	2.3%	80.9x	9.2x
GP	38,700	2.2%	11.9x	7.3x
BRACBANK	30,964	1.8%	8.3x	0.9x
ISLAMIBANK	29,927	1.7%	8.4x	0.7x
LHBL	28,562	1.6%	13.5x	4.0x
PUBALIBANK	19,162	1.1%	4.6x	0.6x
NBL	19,116	1.1%	NM	0.8x
CITYBANK	18,190	1.0%	5.5x	0.7x
OLYMPIC	16,066	0.9%	17.8x	2.9x
ROBI	15,714	0.9%	69.8x	2.5x
ALARABANK	14,357	0.8%	15.7x	1.1x
BSRMLTD	14,210	0.8%	NM	0.7x
SEAPEARL	13,733	0.8%	23.4x	9.4x
UPGDCL	13,547	0.8%	16.7x	4.4x
PRIMEBANK	13,491	0.8%	5.2x	0.7x

* NBFI Sector PE calculation methodology has been modified to reflect positive earnings only.
** The base of the Bond Index starts at 100, starting from Jan 13, 2022
Similarly, Treasury Bond Index starts at 100, starting from Oct 10, 2022

Most Traded Share	Close Price (BDT)	Δ%	Turnover (BDT Mn)	PE	PB
FUWANGFOOD	37.5	+0.3%	356.7	NM	9.5x
CRYSTALINS	77.7	+9.9%	181.4	23.9x	3.1x
MIRACLEIND	52.2	+4.4%	142.0	NM	1.7x
SEAPEARL	161.6	+6.6%	137.3	23.4x	9.4x
EASTERNINS	62.9	+1.8%	116.2	20.3x	1.2x
SKICL	53.9	+7.4%	112.3	23.1x	2.7x
RUPALILIFE	113.8	-1.8%	108.8	NM	NM
MEGHNALIFE	80.3	-1.7%	106.6	NM	NM
PARAMOUNT	56.8	+4.0%	93.3	38.1x	2.1x
EMERALDOIL	150.5	+0.4%	85.2	NM	NM

Block Trade	Maximum Price (BDT)	Minimum Price (BDT)	No. of Trade	Quantity ('000)	Turnover (BDT Mn)
BEXGSUKUK	85.0	85.0	3.0	2,255	191.69
BRACBANK	32.3	32.3	5.0	2,000	64.60
SIMTEX	28.2	24.7	12.0	2,100	57.84
SEAPEARL	154.1	140.0	9.0	318	47.07
BEACONPHAR	266.3	223.6	13.0	93	22.85
HRTEX	116.0	104.4	14.0	169	18.68
GEMINISEA	800.0	752.3	4.0	21	16.38
EMERALDOIL	138.0	136.0	3.0	114	15.60
FUWANGFOOD	38.5	38.5	1.0	290	11.17
CNATEX	10.5	10.5	2.0	923	9.69

Block Trade	Maximum Price (BDT)	Minimum Price (BDT)	Turnover (BDT Mn)	Quantity ('000)	No. of Trade
BEXGSUKUK	85.0	85.0	191.7	2,255	3
BRACBANK	32.3	32.3	64.6	2,000	5
SIMTEX	28.2	24.7	57.8	2,100	12
SEAPPEARL	154.1	140.0	47.1	318	9
BEACONPHAR	266.3	223.6	22.8	93	13
HRTEX	116.0	104.4	18.7	169	14
GEMINISEA	800.0	752.3	16.4	21	4
EMERALDOIL	138.0	136.0	15.6	114	3
FUWANGFOOD	38.5	38.5	11.2	290	1
CNATEX	10.5	10.5	9.7	923	2
LINDEBD	1,350.0	1,350.0	9.5	7	1
SONALIPAPR	665.0	604.7	9.1	14	2
BSRMLTD	81.0	81.0	5.7	70	2
KDSALTD	75.8	75.8	5.6	74	2
ANWARGALV	213.9	196.5	5.5	28	2
EASTERNINS	67.6	66.0	5.4	81	2
BBSCABLES	54.8	54.8	5.0	92	1
BEACHHATCH	45.0	45.0	4.5	100	1
CRYSTALINS	71.7	64.3	4.2	60	2
GOLDENSON	20.0	20.0	4.0	200	1
SONALILIFE	91.4	86.3	3.3	37	2
FORTUNE	68.2	68.2	2.7	39	3
Total			571.7		151

Upcoming Corporate Events

DSE Ticker	Right Share	Dividend		Event	Date
		Stock	Cash		
EBLNRBMF		0.0%	7%	Record Date	12-Sep-23
PHPMF1		0.0%	2%	Record Date	12-Sep-23
POPULAR1MF		0.0%	3%	Record Date	12-Sep-23
ABB1STMF		0.0%	5%	Record Date	12-Sep-23
AAMRANET		0.0%	11%	Record Date	12-Sep-23
BSCCL		0.0%	51%	Record Date	20-Sep-23
IBNSINA		0.0%	60%	Record Date	21-Sep-23
BIFC		0.0%	0%	Record Date	26-Sep-23
PRIMELIFE		0.0%	0%	Record Date	27-Sep-23
WALTONHIL		300.0%	0%	Record Date	2-Oct-23
UNIONCAP		0.0%	0%	Record Date	4-Oct-23
PHOENIXFIN		0.0%	0%	Record Date	12-Oct-23
EHL		0.0%	25%	Record Date	18-Oct-23

Important DSE News

NORTHERN

A team of Dhaka Stock Exchange Limited (DSE) visited the factory premises on September 4, 2023 and head office on September 5, 2023 of Northern Jute Manufacturing Company Limited for inspection on their current operational status. The team could not enter into the factory premises of the company and could not perform the aforesaid inspection since the factory premises was fully closed. As well as, when visited the head office located in Dhaka, it was found that the head office premises has been using by OMC Limited.

Disclaimer: This report has been prepared by BRAC EPL Stock Brokerage Ltd and is provided for information purposes. It is not, under any circumstances, to be used or considered as an offer to sell, or a solicitation of any offer to buy. Reasonable care has been taken to ensure that the information is not untrue and misleading. BRAC EPL Stock Brokerage Ltd makes no representation or warranty as to the accuracy or completeness of such information. All opinions and estimates included in this report constitute our judgment as of this date and are subject to change without notice.