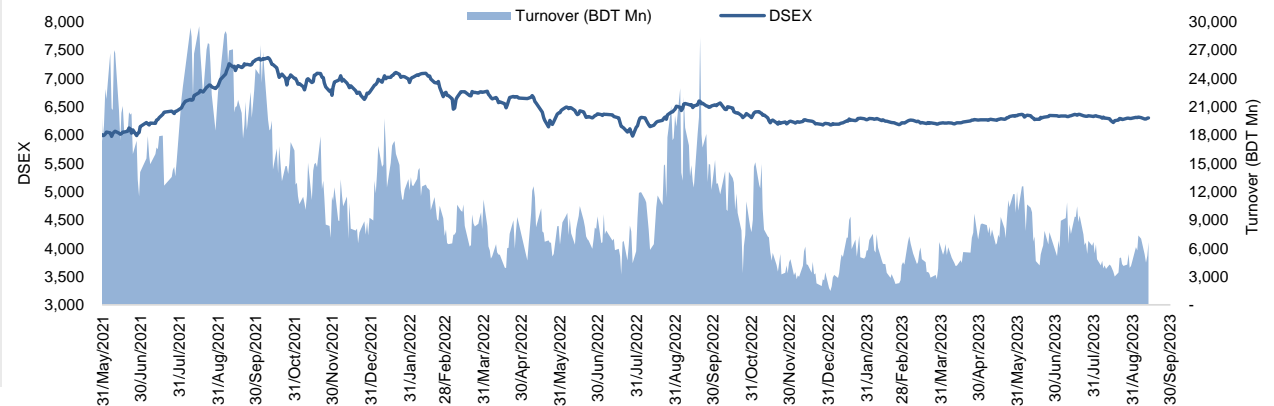


Daily Market Update

The market closed in green today. The benchmark index DSEX (+0.07%) gained 4.32 points and closed at 6,304.88. The blue-chip index DS30 (+0.17%), the Shariah-based index DSES (-0.06%), and the large-cap index CDSET (-0.01%) closed at 2,137.60, 1,363.44, and 1,207.31 points, respectively. Large-cap sectors posted mixed performance today. Fuel & Power booked the highest gain of 0.14% followed by Food & Allied (+0.04%), Engineering (+0.00%). Bank experienced the highest loss of 0.21% followed by Pharmaceutical (-0.13%), NBFI (-0.02%). Block trades contributed 5.5% of the overall market turnover. Fu Wang Food Ltd. (-7.5%) was the most traded share with a turnover of BDT 508 million.



Index	Closing	Opening	Point Δ	%Δ	YTD %Δ
DSEX	6,304.88	6,300.56	+4.32	+0.07%	+1.6%
DS30	2,137.60	2,133.97	+3.63	+0.17%	-2.6%
DSES	1,363.44	1,364.26	-0.82	-0.06%	+0.3%
CDSET	1,207.31	1,207.45	-0.14	-0.01%	-0.6%

	Advanced	Declined	Unchanged	Total
All Category	84	73	162	319
A Category (Equity)	59	39	109	207
B Category (Equity)	20	28	43	91
N Category (Equity)	0	3	1	4
Z Category (Equity)	5	3	9	17
Mutual Funds	1	2	13	16
Corporate Bonds	0	0	2	2
Treasury Bonds	0	0	0	0

* Based on Traded Scripts

		Today	Last Day	Daily %Δ
Mcap	Mn BDT	7,759,690	7,757,835	+0.0%
	Mn USD	70,543	70,526	
Turnover	Mn BDT	6,625	5,228	+26.7%
	Mn USD	60	48	
Volume	Mn Shares	125	98	+27.2%
No. of Trade		158,826	122,507	+29.6%

* Average Interbank Exchange Rate is BDT 110.00 as of Sep 13, 2023

Fahim Hassan
 Research Analyst
 (880) 1709636546
 fahim.hassan@bracepl.com

HZ Towhidi Khan
 Senior Research Associate
 (880) 1708805224
 hztowhidi.khan@bracepl.com

Figure: Sectorial Turnover (BDT Mn)

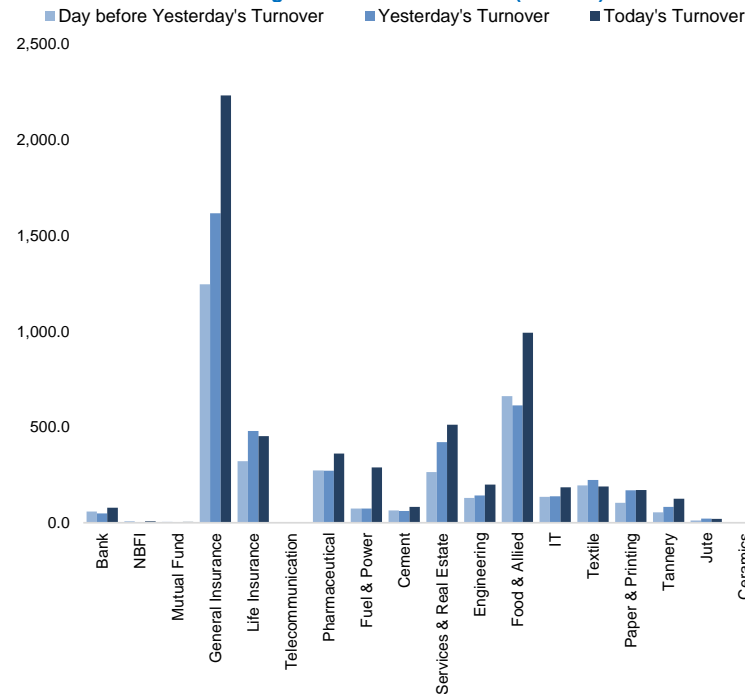
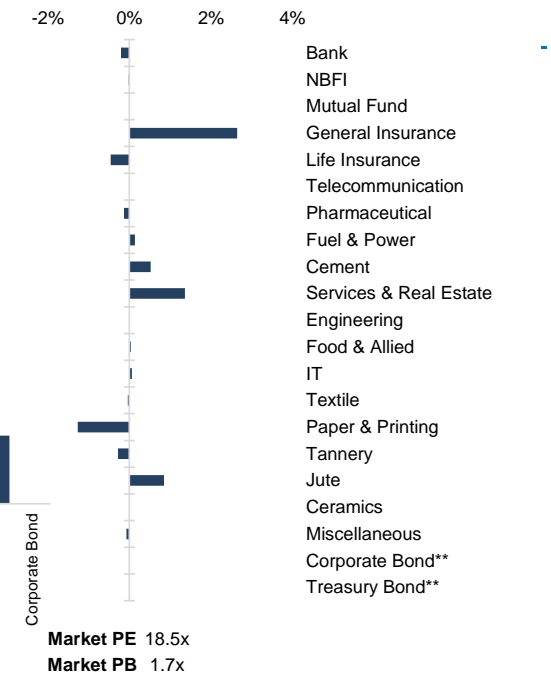


Figure: Sectorial Mcap Change



* Market P/E and P/BV calculation excludes Mutual Fund, Life Insurance, and NBL

Sector Index	Closing	Opening	Points Δ	%Δ	No. of Companies	Mcap (BDT Mn)	% of Total Mcap	Turnover (BDT Mn)	% of Total Turnover	PE	PB	Top Twenty Market Cap	Mcap (BDT Mn)	% of Total Mcap	Turnover (BDT Mn)	PE	PB
Bank	1,444	1,447	-2.99	-0.21%	35	680,491	8.8%	79.1	1.3%	12.0x	0.7x	GP	386,996	8.5%	0.4	11.9x	7.3x
NBFI	1,917	1,917	-0.35	-0.02%	23	186,520	2.4%	7.4	0.1%	NM	6.9x	WALTONHIL	317,378	7.0%	0.1	40.5x	3.0x
Mutual Fund	828	827	+0.05	+0.01%	36	37,421	0.5%	4.2	0.1%	NM	0.7x	BATBC	280,098	6.2%	0.3	15.4x	6.2x
General Insurance	3,899	3,798	+100.48	+2.65%	42	113,794	1.5%	2,232.4	35.6%	21.1x	1.8x	SQURPHARMA	186,332	4.1%	98.1	9.9x	1.7x
Life Insurance	2,680	2,693	-12.26	-0.46%	15	74,921	1.0%	452.3	7.2%	NM	NM	ROBI	157,138	3.5%	0.1	69.8x	2.5x
Telecommunication	4,946	4,946	-	-	3	580,232	7.5%	0.5	0.0%	15.6x	4.4x	RENATA	139,689	3.1%	0.0	38.0x	4.6x
Pharmaceutical	3,712	3,717	-4.90	-0.13%	34	720,106	9.3%	362.2	5.8%	19.3x	2.3x	UPGDCL	135,475	3.0%	0.0	16.7x	4.4x
Fuel & Power	1,702	1,700	+2.33	+0.14%	23	449,034	5.8%	288.6	4.6%	23.7x	1.1x	BEXIMCO	103,571	2.3%	0.2	12.0x	1.2x
Cement	2,557	2,544	+13.33	+0.52%	7	122,826	1.6%	82.6	1.3%	27.1x	2.7x	BERGERPBL	86,805	1.9%	2.5	28.4x	6.2x
Services & Real Esta	1,874	1,848	+25.22	+1.36%	8	74,023	1.0%	512.2	8.2%	24.7x	1.2x	LHBL	79,902	1.8%	32.6	13.6x	4.0x
Engineering	4,486	4,486	+0.02	+0.00%	42	526,482	6.8%	200.0	3.2%	58.5x	1.8x	ICB	74,119	1.6%	0.0	NM	1.7x
Food & Allied	21,530	21,522	+7.72	+0.04%	21	398,391	5.1%	993.4	15.9%	20.0x	7.6x	BXPHARMA	65,222	1.4%	0.1	14.6x	1.5x
IT	3,087	3,085	+2.03	+0.07%	11	40,251	0.5%	185.1	3.0%	28.4x	2.9x	BRACBANK	57,596	1.3%	0.1	8.3x	0.9x
Textile	1,628	1,628	-0.62	-0.04%	58	170,396	2.2%	189.0	3.0%	79.4x	1.2x	BEACONPHAR	56,595	1.2%	0.0	80.9x	9.2x
Paper & Printing	10,656	10,792	-136.42	-1.26%	6	41,055	0.5%	171.3	2.7%	39.6x	2.1x	ISLAMIBANK	52,486	1.2%	0.3	8.4x	0.7x
Tannery	3,202	3,210	-8.87	-0.28%	6	33,813	0.4%	125.4	2.0%	46.2x	3.2x	DUTCHBANGL	44,203	1.0%	0.0	7.9x	1.0x
Jute	15,958	15,824	+134.44	+0.85%	3	3,904	0.1%	19.9	0.3%	NM	-1355.2x	TITASGAS	40,459	0.9%	0.0	32.0x	0.6x
Ceramics	680	680	-	-	5	31,446	0.4%	0.9	0.0%	53.4x	1.9x	UNILEVERCL	38,975	0.9%	1.2	45.1x	22.2x
Miscellaneous	4,235	4,238	-3.09	-0.07%	14	230,586	3.0%	355.8	5.7%	16.3x	1.8x	POWERGRID	37,347	0.8%	0.0	NM	0.4x
Corporate Bond**	88	88	-	-	10	35,139	0.5%	0.1	0.0%	NM	NM	SUMITPOWER	36,308	0.8%	0.1	12.1x	0.9x
Treasury Bond**	88	88	+0.00	+0.00%	240	3,190,579	41.2%	0.0	0.0%	NM	NM						

Top Ten Gainers	Close Price (BDT)	Δ%	Turnover (BDT Mn)	PE	PB	Top Twenty Free Float Mcap	Free Float Mcap (BDT Mn)	% of Total Free Float Mcap	PE	PB	Most Traded Share	Close Price (BDT)	Δ%	Turnover (BDT Mn)	PE	PB
AGRANINS	49.5	+10.0%	104.0	25.0x	2.4x	SQURPHARMA	121,499	7.0%	9.9x	1.7x	FUWANGFOOD	35.6	-7.5%	507.8	NM	9.0x
CVOPRL	187.9	+7.7%	222.2	NM	26.1x	BATBC	74,086	4.3%	15.4x	6.2x	CONTININS	52.2	+1.8%	239.5	87.0x	2.4x
UNIONINS	63.7	+7.1%	82.0	25.9x	3.5x	BEXIMCO	69,196	4.0%	12.0x	1.2x	GEMINISEA	803.0	+6.9%	225.0	38.3x	31.6x
BNICL	63.8	+6.9%	155.5	18.2x	2.5x	RENATA	68,042	3.9%	38.0x	4.6x	CVOPRL	187.9	+7.7%	222.2	NM	26.1x
GEMINISEA	803.0	+6.9%	225.0	38.3x	31.6x	BXPHARMA	45,564	2.6%	14.6x	1.5x	UNIQUEHRL	71.8	+2.9%	192.0	12.6x	0.8x
PEOPLESINS	42.1	+6.3%	85.2	16.5x	1.3x	BEACONPHAR	39,617	2.3%	80.9x	9.2x	EHL	100.4	-1.3%	187.8	13.6x	1.3x
STANDARINS	53.0	+6.0%	91.1	22.3x	2x	GP	38,700	2.2%	11.9x	7.3x	MIRACLEIND	57.4	-	170.7	NM	1.9x
CRYSTALINS	90.3	+5.7%	77.1	27.8x	3.6x	BRACBANK	30,964	1.8%	8.3x	0.9x	BNICL	63.8	+6.9%	155.5	18.2x	2.5x
PHENIXINS	40.3	+4.4%	16.6	24.4x	1.1x	ISLAMIBANK	29,927	1.7%	8.4x	0.7x	MEGHNALIFE	82.8	-2.9%	147.1	NM	NM
TAKAFULINS	45.9	+4.3%	8.4	31.0x	2.5x	LHBL	28,562	1.6%	13.6x	4.0x	PARAMOUNT	62.1	+2.3%	137.8	41.7x	2.3x
Top Ten Losers	Close Price (BDT)	Δ%	Turnover (BDT Mn)	PE	PB	PUBALIBANK	19,162	1.1%	4.5x	0.6x	Block Trade	Maximum Price (BDT)	Minimum Price (BDT)	No. of Trade	Quantity ('000)	Turnover (BDT Mn)
FUWANGFOOD	35.6	-7.5%	507.8	NM	9.0x	NBL	19,116	1.1%	NM	0.8x	BRACBANK	32.3	32.3	9.0	2,452	79.19
LEGACYFOOT	105.1	-7.4%	111.8	NM	12x	CITYBANK	18,190	1.0%	5.5x	0.7x	SIMTEX	28.9	25.6	8.0	1,335	37.20
KBPWBIL	23.2	-5.3%	63.0	NM	1.9x	OLYMPIC	16,066	0.9%	17.8x	2.9x	UNIONINS	61.0	57.0	9.0	571	32.70
ISNLTD	50.0	-3.3%	12.6	92.6x	15.7x	ROBI	15,714	0.9%	69.8x	2.5x	ADNTEL	135.5	135.5	1.0	175	23.71
NFML	15.0	-3.2%	6.6	78.9x	1.3x	ALARABANK	14,357	0.8%	15.6x	1.1x	HRTEX	116.0	104.5	17.0	210	23.36
PAPERPROC	226.9	-3.1%	27.2	46.0x	6.7x	BSRMLTD	14,210	0.8%	NM	0.7x	SEAPEARL	159.2	155.0	5.0	75	11.77
KPPL	9.9	-2.9%	5.8	NM	NM	SEAPEARL	13,733	0.8%	24.6x	9.8x	EMERALDOIL	170.0	142.7	5.0	66	10.45
MEGHNALIFE	82.8	-2.9%	147.1	NM	NM	UPGDCL	13,547	0.8%	16.7x	4.4x	BBSCABLES	45.0	45.0	2.0	157	7.07
NAVANAPHAR	97.2	-2.9%	77.4	22.1x	2.4x	PRIMEBANK	13,491	0.8%	5.2x	0.7x	EXIMBANK	11.4	9.5	2.0	625	7.01
CLICL	57.1	-2.9%	22.0	NM	NM						CITYGENINS	49.7	48.5	2.0	135	6.56
<div>* NBFI Sector PE calculation methodology has been modified to reflect positive earnings only. ** The base of the Bond Index starts at 100, starting from Jan 13, 2022 Similarly, Treasury Bond Index starts at 100, starting from Oct 10, 2022</div>																

* NBFI Sector PE calculation methodology has been modified to reflect positive earnings only.

** The base of the Bond Index starts at 100, starting from Jan 13, 2022.

Similarly, Treasury Bond Index starts at 100, starting from Oct 10, 2022.

Block Trade	Maximum Price (BDT)	Minimum Price (BDT)	Turnover (BDT Mn)	Quantity ('000)	No. of Trade
BRACBANK	32.3	32.3	79.2	2,452	9
SIMTEX	28.9	25.6	37.2	1,335	8
UNIONINS	61.0	57.0	32.7	571	9
ADNTEL	135.5	135.5	23.7	175	1
HRTEX	116.0	104.5	23.4	210	17
SEAPPEARL	159.2	155.0	11.8	75	5
EMERALDOIL	170.0	142.7	10.4	66	5
BBSCABLES	45.0	45.0	7.1	157	2
EXIMBANK	11.4	9.5	7.0	625	2
CITYGENINS	49.7	48.5	6.6	135	2
UPGDCL	254.0	216.0	5.7	23	2
CONTININS	54.0	50.2	5.6	105	4
PARAMOUNT	59.0	55.7	5.6	95	4
IBNSINA	264.0	261.6	5.2	20	9
AZIZPIPES	118.0	118.0	5.0	43	1
NAHEEACP	62.0	62.0	4.7	75	2
AGRANINS	45.0	45.0	4.5	100	1
SINGERBD	146.0	138.1	4.4	32	7
MONNOCERA	107.0	107.0	3.7	35	1
JAMUNABANK	18.9	18.9	3.5	185	3
SAMORITA	77.5	77.5	3.5	45	3
AOL	32.9	32.9	3.5	105	2
Total			363.1		177

Important DSE News
AGRANINS

Refer to the earlier news disseminated by DSE on 29.05.2023 regarding consent of stock dividend from BSEC for the year ended December 31, 2022, the Company has further informed that BSEC has accorded its consent for raising paid-up capital through issuance of 7% Stock Dividend for the year ended December 31, 2022. The company has fixed the Record date on 21.09.2023 for entitlement of the aforesaid Bonus Shares.

Upcoming Corporate Events

DSE Ticker	Right Share	Dividend		Event	Date
		Stock	Cash		
BSCCL		0.0%	51%	Record Date	20-Sep-23
IBNSINA		0.0%	60%	Record Date	21-Sep-23
AGRANINS		7.0%	0%	Record Date	21-Sep-23
BIFC		0.0%	0%	Record Date	26-Sep-23
PRIMELIFE		0.0%	0%	Record Date	27-Sep-23
WALTONHIL		300.0%	0%	Record Date	2-Oct-23
UNIONCAP		0.0%	0%	Record Date	4-Oct-23
PHOENIXFIN		0.0%	0%	Record Date	12-Oct-23
EHL		0.0%	25%	Record Date	18-Oct-23

Disclaimer: This report has been prepared by BRAC EPL Stock Brokerage Ltd and is provided for information purposes. It is not, under any circumstances, to be used or considered as an offer to sell, or a solicitation of any offer to buy. Reasonable care has been taken to ensure that the information is not untrue and misleading. BRAC EPL Stock Brokerage Ltd makes no representation or warranty as to the accuracy or completeness of such information. All opinions and estimates included in this report constitute our judgment as of this date and are subject to change without notice.