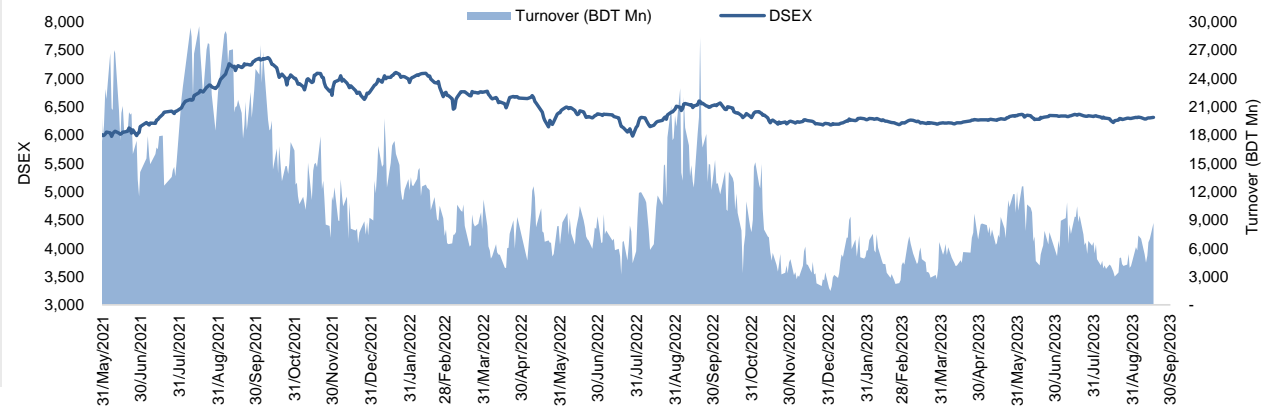


## Daily Market Update

The market closed in green today. The benchmark index DSEX (+0.15%) gained 9.26 points and closed at 6,311.29. The blue-chip index DS30 (+0.29%), the Shariah-based index DSES (+0.16%), and the large-cap index CDSET (+0.09%) closed at 2,140.84, 1,362.81, and 1,207.80 points, respectively. Most of the large-cap sectors posted negative performance today. Engineering experienced the highest loss of 0.06% followed by Fuel & Power (-0.06%), Food & Allied (-0.05%), Bank (-0.05%), NBFi (-0.03%), Telecommunication (0.00%), and Pharmaceutical (+0.08%), respectively. Block trades contributed 3.3% of the overall market turnover. Provati Insurance Company Limited (+9.8%) was the most traded share with a turnover of BDT 435 million.



Index	Closing	Opening	Point Δ	%Δ	YTD %Δ
DSEX	6,311.29	6,302.03	+9.26	+0.15%	+1.7%
DS30	2,140.84	2,134.57	+6.27	+0.29%	-2.5%
DSES	1,362.81	1,360.58	+2.23	+0.16%	+0.3%
CDSET	1,207.80	1,206.76	+1.04	+0.09%	-0.5%

	Advanced	Declined	Unchanged	Total
All Category	63	94	169	326
A Category (Equity)	46	53	104	203
B Category (Equity)	14	32	54	100
N Category (Equity)	2	0	1	3
Z Category (Equity)	1	9	10	20
Mutual Funds	1	2	10	13
Corporate Bonds	0	1	1	2
Treasury Bonds	1	0	0	1

\* Based on Traded Scripts

		Today	Last Day	Daily %Δ
Mcap	Mn BDT	7,763,216	7,759,333	+0.1%
	Mn USD	70,575	70,539	
Turnover	Mn BDT	8,677	6,971	+24.5%
	Mn USD	79	63	
Volume	Mn Shares	158	132	+19.5%
No. of Trade		189,211	163,260	+15.9%

\* Average Interbank Exchange Rate is BDT 110.00 as of Sep 17, 2023

**Fahim Hassan**  
 Research Analyst  
 (880) 1709636546  
 fahim.hassan@bracepl.com

**HZ Towhidi Khan**  
 Senior Research Associate  
 (880) 1708805224  
 hztowhidi.khan@bracepl.com

Figure: Sectorial Turnover (BDT Mn)

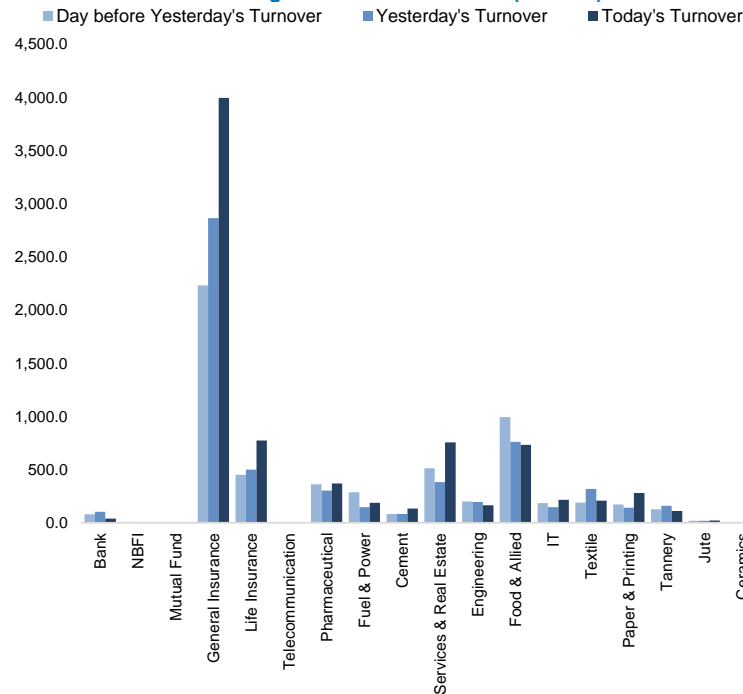
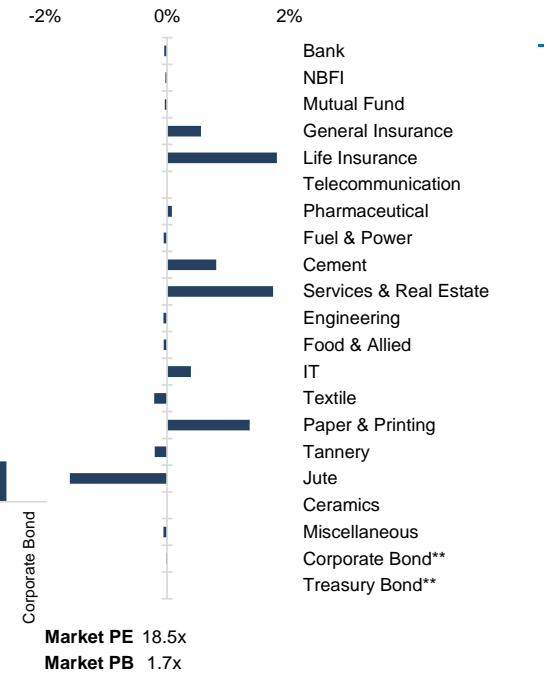


Figure: Sectorial Mcap Change



\* Market P/E and P/BV calculation excludes Mutual Fund, Life Insurance, and NBL

Sector Index	Closing	Opening	Points Δ	%Δ	No. of Companies	Mcap (BDT Mn)	% of Total Mcap	Turnover (BDT Mn)	% of Total Turnover	PE	PB	Top Twenty Market Cap	Mcap (BDT Mn)	% of Total Mcap	Turnover (BDT Mn)	PE	PB
Bank	1,445	1,446	-0.68	-0.05%	35	681,950	8.8%	40.2	0.5%	12.1x	0.7x	GP	386,996	8.5%	0.6	11.9x	7.3x
NBFI	1,917	1,917	-0.53	-0.03%	23	186,537	2.4%	5.0	0.1%	NM	6.9x	WALTONHIL	317,378	7.0%	0.1	40.5x	3.0x
Mutual Fund	827	827	-0.29	-0.04%	36	37,392	0.5%	4.0	0.0%	NM	0.7x	BATBC	280,098	6.2%	0.7	15.4x	6.2x
General Insurance	4,036	4,013	+22.28	+0.56%	42	117,731	1.5%	3,994.0	47.6%	21.8x	1.8x	SQURPHARM <sup>A</sup>	186,598	4.1%	36.6	9.9x	1.7x
Life Insurance	2,727	2,679	+48.05	+1.79%	15	76,233	1.0%	774.0	9.2%	NM	NM	ROBI	157,138	3.5%	0.1	69.8x	2.5x
Telecommunication	4,946	4,946	-	-	3	580,232	7.5%	0.8	0.0%	15.6x	4.4x	RENATA	139,689	3.1%	0.2	38.0x	4.6x
Pharmaceutical	3,709	3,706	+2.90	+0.08%	34	719,532	9.3%	370.2	4.4%	19.2x	2.3x	UPGDCL	135,475	3.0%	0.0	16.7x	4.4x
Fuel & Power	1,700	1,701	-0.94	-0.06%	23	448,382	5.8%	188.0	2.2%	23.6x	1.1x	BEXIMCO	103,571	2.3%	0.1	12.0x	1.2x
Cement	2,572	2,552	+20.47	+0.80%	7	123,555	1.6%	133.3	1.6%	27.2x	2.7x	BERGERPBL	86,657	1.9%	1.4	28.3x	6.2x
Services & Real Esta	1,894	1,861	+32.26	+1.73%	8	74,813	1.0%	755.4	9.0%	25.0x	1.2x	LHBL	80,948	1.8%	103.6	13.7x	4.1x
Engineering	4,480	4,483	-2.58	-0.06%	42	526,191	6.8%	164.1	2.0%	58.4x	1.8x	ICB	74,119	1.6%	0.0	NM	1.7x
Food & Allied	21,466	21,478	-11.70	-0.05%	21	397,212	5.1%	732.4	8.7%	20.0x	7.5x	BXPHARMA	65,222	1.4%	0.0	14.6x	1.5x
IT	3,082	3,070	+12.00	+0.39%	11	40,177	0.5%	216.9	2.6%	28.3x	2.9x	BRACBANK	57,596	1.3%	0.1	8.3x	0.9x
Textile	1,624	1,627	-3.42	-0.21%	58	169,982	2.2%	207.1	2.5%	79.2x	1.2x	BEACONPHAR	56,595	1.2%	0.0	80.9x	9.2x
Paper & Printing	10,706	10,563	+142.83	+1.35%	6	41,251	0.5%	280.4	3.3%	39.8x	2.1x	ISLAMIBANK	52,486	1.2%	0.3	8.4x	0.7x
Tannery	3,202	3,208	-6.49	-0.20%	6	33,815	0.4%	111.0	1.3%	46.2x	3.2x	DUTCHBANGL	44,203	1.0%	0.0	7.9x	1.0x
Jute	15,570	15,822	-251.20	-1.59%	3	3,809	0.0%	20.1	0.2%	NM	-1322.3x	TITASGAS	40,459	0.9%	0.0	32.0x	0.6x
Ceramics	680	680	-	-	5	31,446	0.4%	1.0	0.0%	53.4x	1.9x	UNILEVERCL	38,822	0.9%	1.6	44.9x	22.1x
Miscellaneous	4,221	4,223	-2.58	-0.06%	14	229,813	3.0%	379.2	4.5%	16.2x	1.8x	POWERGRID	37,347	0.8%	0.0	NM	0.4x
Corporate Bond**	88	88	-0.01	-0.01%	10	35,134	0.5%	0.2	0.0%	NM	NM	SUMITPOWER	36,308	0.8%	0.0	12.1x	0.9x
Treasury Bond**	88	88	+0.00	+0.00%	240	3,190,775	41.2%	10.1	0.1%	NM	NM						

Top Ten Gainers	Close Price (BDT)	Δ%	Turnover (BDT Mn)	PE	PB
REPUBLIC	45.2	+10.0%	121.5	22.7x	2.6x
PROVATIINS	64.7	+9.8%	434.9	33.9x	3.1x
KARNAPHULI	38.5	+9.7%	142.2	21.8x	1.8x
NORTHRNINS	53.9	+7.6%	39.1	29.1x	2.2x
PRIMELIFE	57.1	+7.3%	21.7	NM	NM
BGIC	65.4	+7.2%	35.5	42.2x	3.1x
DGIC	37.6	+7.1%	126.3	41.3x	3x
MEGHNALIFE	90.0	+6.4%	234.4	NM	NM
CRYSTALINS	105.2	+5.9%	186.3	32.4x	4.2x
SONALILIFE	88.1	+5.8%	69.7	NM	NM

Top Ten Losers	Close Price (BDT)	Δ%	Turnover (BDT Mn)	PE	PB
CONTININS	50.8	-5.6%	278.8	84.7x	2.4x
STANDARINS	54.8	-5.0%	59.6	23.0x	2x
METROSPIN	33.7	-4.8%	54.9	34.5x	1.6x
ASIAPACINS	65.4	-4.7%	111.9	27.4x	2.8x
BNICL	64.2	-4.5%	129.7	18.3x	2.5x
UNIONINS	63.4	-4.4%	95.6	25.8x	3.5x
AGRANINS	48.5	-4.3%	115.2	24.5x	2.3x
UNIONCAP	7.4	-3.9%	3.0	NM	NM
OAL	10.2	-3.8%	27.4	NM	0.8x
SHYAMPSUG	92.0	-3.7%	0.8	NM	NM

Top Twenty Free Float Mcap	Free Float Mcap (BDT Mn)	% of Total Free Float Mcap	PE	PB
SQURPHARMA	121,499	7.0%	9.9x	1.7x
BATBC	74,086	4.3%	15.4x	6.2x
BEXIMCO	69,196	4.0%	12.0x	1.2x
RENATA	68,042	3.9%	38.0x	4.6x
BXPHARMA	45,564	2.6%	14.6x	1.5x
BEACONPHAR	39,617	2.3%	80.9x	9.2x
GP	38,700	2.2%	11.9x	7.3x
BRACBANK	30,964	1.8%	8.3x	0.9x
ISLAMIBANK	29,927	1.7%	8.4x	0.7x
LHBL	28,562	1.6%	13.7x	4.1x
PUBALIBANK	19,162	1.1%	4.5x	0.6x
NBL	19,116	1.1%	NM	0.8x
CITYBANK	18,190	1.0%	5.5x	0.7x
OLYMPIC	16,066	0.9%	17.6x	2.9x
ROBI	15,714	0.9%	69.8x	2.5x
ALARABANK	14,357	0.8%	15.6x	1.1x
BSRMLTD	14,210	0.8%	NM	0.7x
SEAPPEARL	13,733	0.8%	24.4x	9.7x
UPGDCL	13,547	0.8%	16.7x	4.4x
PRIMEBANK	13,491	0.8%	5.2x	0.7x

\* NBFI Sector PE calculation methodology has been modified to reflect positive earnings only.  
\*\* The base of the Bond Index starts at 100, starting from Jan 13, 2022  
Similarly, Treasury Bond Index starts at 100, starting from Oct 10, 2022

Most Traded Share	Close Price (BDT)	Δ%	Turnover (BDT Mn)	PE	PB
PROVATIINS	64.7	+9.8%	434.9	33.9x	3.1x
PARAMOUNT	72.0	+5.4%	357.0	48.3x	2.7x
EHL	103.9	+5.5%	333.4	14.1x	1.3x
FUWANGFOOI	35.7	+5.0%	329.7	NM	9.0x
UNIQUEHRL	74.1	+4.7%	301.7	13.0x	0.8x
CONTININS	50.8	-5.6%	278.8	84.7x	2.4x
MEGHNALIFE	90.0	+6.4%	234.4	NM	NM
MIRACLEIND	53.3	-1.7%	229.2	NM	1.7x
RUPALILIFE	118.7	+5.0%	214.1	NM	NM
SONALIPAPR	677.2	+2.3%	190.6	72.4x	4.0x

Block Trade	Maximum Price (BDT)	Minimum Price (BDT)	No. of Trade	Quantity ('000)	Turnover (BDT Mn)
BRACBANK	32.3	32.3	7.0	2,372	76.62
RELIANCINS	77.1	77.0	2.0	250	19.26
PARAMOUNT	71.0	61.6	5.0	212	14.41
HRTEX	116.0	104.5	9.0	126	14.30
ISNLTD	45.2	45.2	1.0	228	10.32
FAREASTLIF	69.9	67.5	9.0	132	8.94
SINGERBD	145.0	136.8	4.0	57	7.92
BEXIMCO	104.2	104.1	3.0	74	7.71
CNATEX	11.3	9.9	3.0	700	7.63
AOL	36.4	32.9	2.0	211	7.23

Block Trade	Maximum Price (BDT)	Minimum Price (BDT)	Turnover (BDT Mn)	Quantity ('000)	No. of Trade
BRACBANK	32.3	32.3	76.6	2,372	7
RELIANCINS	77.1	77.0	19.3	250	2
PARAMOUNT	71.0	61.6	14.4	212	5
HRTEX	116.0	104.5	14.3	126	9
ISNLTD	45.2	45.2	10.3	228	1
FAREASTLIF	69.9	67.5	8.9	132	9
SINGERBD	145.0	136.8	7.9	57	4
BEXIMCO	104.2	104.1	7.7	74	3
CNATEX	11.3	9.9	7.6	700	3
AOL	36.4	32.9	7.2	211	2
EMERALDOIL	140.0	139.0	6.0	43	2
BBSCABLES	54.8	45.1	5.7	107	2
UNIQUEHRL	66.2	66.2	5.3	79	1
PRIMEINSUR	74.7	74.6	5.1	69	7
SALVOCHEM	64.7	61.8	4.7	75	3
SILCOPHL	23.0	21.1	4.3	197	6
KARNAPHULI	38.6	36.6	4.0	109	2
SILVAPHL	21.6	21.6	3.9	182	1
DAFODILCOM	82.0	79.0	3.9	48	3
FORTUNE	75.2	68.2	3.8	52	3
FUWANGFOOD	37.4	37.4	3.7	100	2
GP	261.6	261.6	3.4	13	4
<b>Total</b>			<b>289.8</b>		<b>151</b>

#### Upcoming Corporate Events

DSE Ticker	Right Share	Dividend		Event	Date
		Stock	Cash		
BSCCL		0.0%	51%	Record Date	20-Sep-23
IBNSINA		0.0%	60%	Record Date	21-Sep-23
AGRANINS		7.0%	0%	Record Date	21-Sep-23
BIFC		0.0%	0%	Record Date	26-Sep-23
PRIMELIFE		0.0%	0%	Record Date	27-Sep-23
WALTONHIL		300.0%	0%	Record Date	2-Oct-23
UNIONCAP		0.0%	0%	Record Date	4-Oct-23
PHOENIXFIN		0.0%	0%	Record Date	12-Oct-23
EHL		0.0%	25%	Record Date	18-Oct-23

#### Important DSE News

##### LHBL

The Company has informed that the Board of Directors of the Company has passed a resolution dated September 15, 2023 that an Award has been passed by the Arbitration Tribunal in an arbitration proceeding between the Company and Jalalabad Gas Transmission and Distribution System Limited ("JGTDS"). The Company has received the Award through its counsel on September 15, 2023 at 5:25 pm. In the said Arbitration proceedings, the Company claimed that the Gas Sales Agreement (GSA) executed between the Company and JGTDS provides the Ceiling Price, which is the maximum price that JGTDS could charge for the gas supplied by them to the Company. JGTDS claimed that the price fixed by the Government/Bangladesh Energy Regulatory Commission (BERC) shall be applicable for the gas supplied by them to the Company irrespective of the provisions of Ceiling Price of the GSA. The Award of the Arbitration Tribunal is in favor of the Company which declares, among others, that the Ceiling Price is a valid and enforceable provision of the GSA and the Company is under no obligation to pay the past invoices issued by JGTDS at a price exceeding the Ceiling Price. The Award orders JGTDS to pay to the Company the Excess Sums that the Company paid to JGTDS for the supply of gas as per the order of the Hon'ble Appellate Division of the Supreme Court.

##### EASTRNLUB

The Company has informed that Engr. Md. Abu Saleh Iqbal has been appointed as the Managing Director of the Company in place of Mr. Md. Jasim Uddin with effect from September 11, 2023.

**Disclaimer:** This report has been prepared by BRAC EPL Stock Brokerage Ltd and is provided for information purposes. It is not, under any circumstances, to be used or considered as an offer to sell, or a solicitation of any offer to buy. Reasonable care has been taken to ensure that the information is not untrue and misleading. BRAC EPL Stock Brokerage Ltd makes no representation or warranty as to the accuracy or completeness of such information. All opinions and estimates included in this report constitute our judgment as of this date and are subject to change without notice.