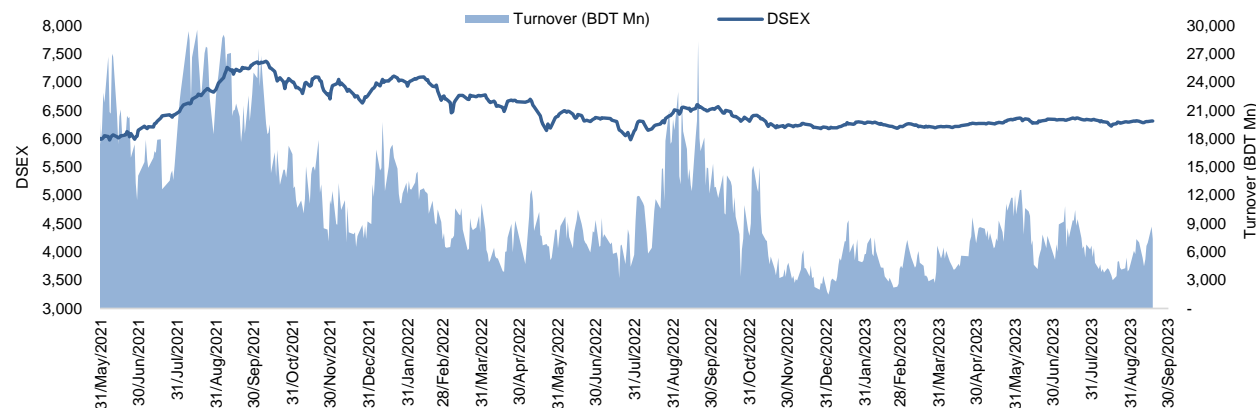


Daily Market Update

The market closed in red today. The benchmark index DSEX (0.00%) lost 0.31 points and closed at 6,310.98. The blue-chip index DS30 (-0.11%), the Shariah-based index DSES (-0.11%), and the large-cap index CDSET (-0.02%) closed at 2,138.57, 1,361.37, and 1,207.52 points, respectively. Large-cap sectors posted mixed performance today. Food & Allied booked the highest gain of 0.12% followed by Pharmaceutical (+0.06%), NBF1 (+0.01%). Bank experienced the highest loss of 0.06% followed by Fuel & Power (-0.03%), Engineering (-0.03%). Block trades contributed 5.4% of the overall market turnover. Fu Wang Food Ltd. (-5.0%) was the most traded share with a turnover of BDT 266 million.



Index	Closing	Opening	Point Δ	%Δ	YTD %Δ
DSEX	6,310.98	6,311.29	-0.31	-0.00%	+1.7%
DS30	2,138.57	2,140.84	-2.27	-0.11%	-2.6%
DSES	1,361.37	1,362.81	-1.44	-0.11%	+0.2%
CDSET	1,207.52	1,207.80	-0.28	-0.02%	-0.6%

	Advanced	Declined	Unchanged	Total
All Category	68	84	166	318
A Category (Equity)	51	43	106	200
B Category (Equity)	10	39	45	94
N Category (Equity)	3	0	0	3
Z Category (Equity)	4	2	15	21
Mutual Funds	2	0	16	18
Corporate Bonds	0	0	1	1
Treasury Bonds	0	0	0	0

* Based on Traded Scripts

		Today	Last Day	Daily %Δ
Mcap	Mn BDT	7,763,747	7,763,216	
	Mn USD	70,580	70,575	+0.0%
Turnover	Mn BDT	7,346	8,677	-15.3%
	Mn USD	67	79	
Volume	Mn Shares	137	158	-13.5%
No. of Trade		170,156	189,211	-10.1%

* Average Interbank Exchange Rate is BDT 110.00 as of Sep 18, 2023

Fahim Hassan Research Analyst (880) 1709636546 fahim.hassan@bracepl.com	HZ Towhidi Khan Senior Research Associate (880) 1708805224 hztowhidi.khan@bracepl.com
---	---

Figure: Sectorial Turnover (BDT Mn)

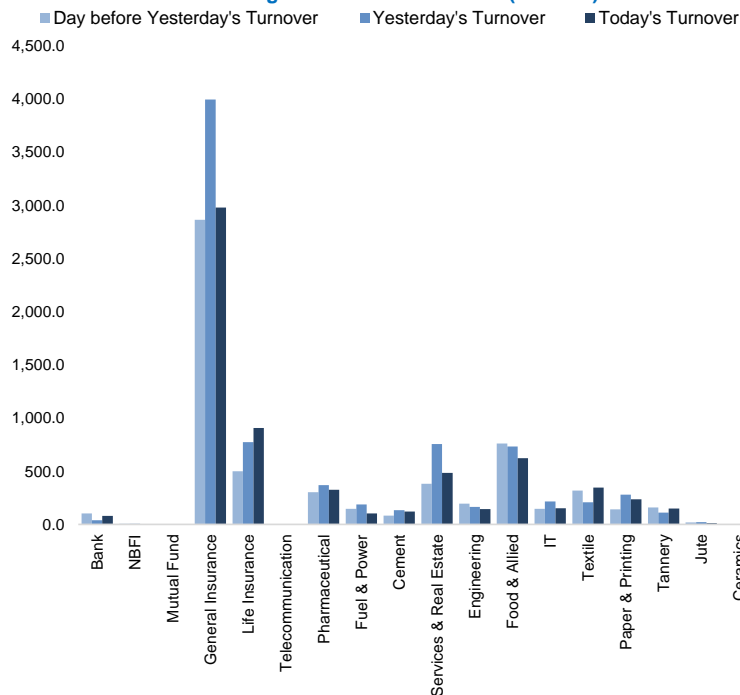
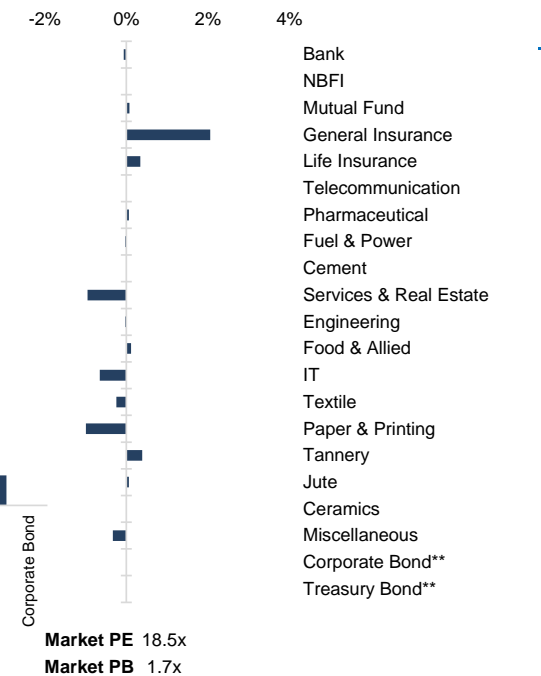


Figure: Sectorial Mcap Change



Market PE 18.5x

Market PB 1.7x

* Market P/E and P/BV calculation excludes Mutual Fund, Life Insurance, and NBL

Sector Index	Closing	Opening	Points Δ	%Δ	No. of Companies	Mcap (BDT Mn)	% of Total Mcap	Turnover (BDT Mn)	% of Total Turnover	PE	PB	Top Twenty Market Cap	Mcap (BDT Mn)	% of Total Mcap	Turnover (BDT Mn)	PE	PB
Bank	1,444	1,445	-0.88	-0.06%	35	681,534	8.8%	81.4	1.2%	12.1x	0.7x	GP	386,996	8.5%	0.8	11.9x	7.3x
NBFI	1,917	1,917	+0.18	+0.01%	23	186,555	2.4%	3.9	0.1%	NM	6.9x	WALTONHIL	317,378	7.0%	0.2	40.5x	3.0x
Mutual Fund	827	827	+0.62	+0.08%	36	37,420	0.5%	3.4	0.0%	NM	0.7x	BATBC	280,098	6.2%	0.5	15.4x	6.2x
General Insurance	4,119	4,036	+83.01	+2.06%	42	120,153	1.6%	2,979.1	42.9%	22.3x	1.9x	SQURPHARMA	186,243	4.1%	25.4	9.9x	1.7x
Life Insurance	2,737	2,727	+9.40	+0.34%	15	76,496	1.0%	907.6	13.1%	NM	NM	ROBI	157,138	3.5%	0.2	69.8x	2.5x
Telecommunication	4,946	4,946	-	-	3	580,232	7.5%	1.0	0.0%	15.6x	4.4x	RENATA	139,689	3.1%	0.2	38.0x	4.6x
Pharmaceutical	3,712	3,709	+2.38	+0.06%	34	719,993	9.3%	325.4	4.7%	19.2x	2.3x	UPGDCL	135,475	3.0%	0.1	16.7x	4.4x
Fuel & Power	1,699	1,700	-0.52	-0.03%	23	448,245	5.8%	104.4	1.5%	23.6x	1.1x	BEXIMCO	103,571	2.3%	0.0	12.0x	1.2x
Cement	2,573	2,572	+0.40	+0.02%	7	123,574	1.6%	122.1	1.8%	27.2x	2.7x	BERGERPBL	86,286	1.9%	1.6	28.2x	6.2x
Services & Real Esta	1,876	1,894	-18.01	-0.95%	8	74,101	1.0%	484.2	7.0%	24.7x	1.2x	LHBL	80,832	1.8%	70.1	13.7x	4.1x
Engineering	4,479	4,480	-1.33	-0.03%	42	526,035	6.8%	144.5	2.1%	58.4x	1.8x	ICB	74,119	1.6%	0.0	NM	1.7x
Food & Allied	21,492	21,466	+25.03	+0.12%	21	397,675	5.1%	621.5	8.9%	20.0x	7.5x	BXPHARMA	65,222	1.4%	0.0	14.6x	1.5x
IT	3,062	3,082	-20.08	-0.65%	11	39,915	0.5%	152.0	2.2%	28.2x	2.9x	BRACBANK	57,596	1.3%	0.1	8.3x	0.9x
Textile	1,620	1,624	-3.92	-0.24%	58	169,572	2.2%	345.2	5.0%	79.0x	1.2x	BEACONPHAR	56,595	1.2%	0.0	80.9x	9.2x
Paper & Printing	10,600	10,706	-106.17	-0.99%	6	40,841	0.5%	235.5	3.4%	39.4x	2.1x	ISLAMIBANK	52,486	1.2%	0.0	8.4x	0.7x
Tannery	3,214	3,202	+12.41	+0.39%	6	33,946	0.4%	148.3	2.1%	46.4x	3.2x	DUTCHBANGL	44,203	1.0%	0.0	7.9x	1.0x
Jute	15,580	15,570	+9.99	+0.06%	3	3,811	0.0%	10.1	0.1%	NM	-1323.1x	TITASGAS	40,459	0.9%	0.0	32.0x	0.6x
Ceramics	680	680	-	-	5	31,446	0.4%	0.4	0.0%	53.4x	1.9x	UNILEVERCL	39,216	0.9%	1.7	45.3x	22.3x
Miscellaneous	4,207	4,221	-14.05	-0.33%	14	229,048	3.0%	281.0	4.0%	16.2x	1.8x	POWERGRID	37,347	0.8%	0.0	NM	0.4x
Corporate Bond**	88	88	-	-	10	35,134	0.5%	0.4	0.0%	NM	NM	SUMITPOWER	36,308	0.8%	0.0	12.1x	0.9x
Treasury Bond**	88	88	-0.00	-0.00%	240	3,190,770	41.2%	0.0	0.0%	NM	NM						

Top Ten Gainers	Close Price (BDT)	Δ%	Turnover (BDT Mn)	PE	PB
CRYSTALINS	115.7	+10.0%	262.5	35.6x	4.6x
REPUBLIC	49.7	+10.0%	154.6	25.0x	2.9x
UNITEDINS	50.9	+9.9%	17.6	32.0x	1.6x
KARNAPHULI	42.3	+9.9%	227.0	23.9x	1.9x
TILIL	60.5	+9.4%	80.5	NM	NM
EIL	36.1	+9.1%	124.0	28.9x	1.9x
ORIONINFU	338.3	+8.7%	100.3	NM	25x
EASTLAND	31.6	+8.2%	58.9	19.6x	1.5x
PARAMOUNT	77.1	+7.1%	214.5	51.7x	2.9x
NITOLINS	46.0	+4.8%	33.7	23.5x	1.5x

Top Ten Losers	Close Price (BDT)	Δ%	Turnover (BDT Mn)	PE	PB
METROSPIN	30.4	-9.8%	189.8	31.1x	1.4x
KBPWBIL	19.9	-7.9%	62.1	NM	2x
SIMTEX	24.2	-6.2%	26.5	26.6x	1.1x
MIRACLEIND	50.2	-5.8%	148.1	NM	1.6x
LEGACYFOOT	87.4	-5.3%	50.6	NM	9.8x
FUWANGFOOD	33.9	-5.0%	265.9	NM	8.6x
BEACHHATCH	43.2	-4.8%	29.8	41.5x	4.1x
GQBALLPEN	113.8	-4.4%	3.7	NM	0.9x
UNIQUEHRL	71.2	-3.9%	159.5	12.5x	0.8x
MEGHNAPE	32.4	-3.9%	1.5	NM	NM

Top Twenty Free Float Mcap	Free Float Mcap (BDT Mn)	% of Total Free Float Mcap	PE	PB
SQURPHARMA	121,499	7.0%	9.9x	1.7x
BATBC	74,086	4.3%	15.4x	6.2x
BEXIMCO	69,196	4.0%	12.0x	1.2x
RENATA	68,042	3.9%	38.0x	4.6x
BXPHARMA	45,564	2.6%	14.6x	1.5x
BEACONPHAR	39,617	2.3%	80.9x	9.2x
GP	38,700	2.2%	11.9x	7.3x
BRACBANK	30,964	1.8%	8.3x	0.9x
ISLAMIBANK	29,927	1.7%	8.4x	0.7x
LHBL	28,562	1.6%	13.7x	4.1x
PUBALIBANK	19,162	1.1%	4.5x	0.6x
NBL	19,116	1.1%	NM	0.8x
CITYBANK	18,190	1.0%	5.5x	0.7x
OLYMPIC	16,066	0.9%	17.7x	2.9x
ROBI	15,714	0.9%	69.8x	2.5x
ALARABANK	14,357	0.8%	15.6x	1.1x
BSRMLTD	14,210	0.8%	NM	0.7x
SEAPEARL	13,733	0.8%	24.8x	9.9x
UPGDCL	13,547	0.8%	16.7x	4.4x
PRIMEBANK	13,491	0.8%	5.2x	0.7x

* NBFI Sector PE calculation methodology has been modified to reflect positive earnings only.
** The base of the Bond Index starts at 100, starting from Jan 13, 2022
Similarly, Treasury Bond Index starts at 100, starting from Oct 10, 2022

Most Traded Share	Close Price (BDT)	Δ%	Turnover (BDT Mn)	PE	PB
FUWANGFOOD	33.9	-5.0%	265.9	NM	8.6x
CRYSTALINS	115.7	+10.0%	262.5	35.6x	4.6x
RUPALILIFE	118.9	+0.2%	245.6	NM	NM
KARNAPHULI	42.3	+9.9%	227.0	23.9x	1.9x
MEGHNALIFE	87.8	-2.4%	219.9	NM	NM
EHL	101.8	-2.0%	219.2	13.8x	1.3x
PARAMOUNT	77.1	+7.1%	214.5	51.7x	2.9x
METROSPIN	30.4	-9.8%	189.8	31.1x	1.4x
SONALIPAPR	664.6	-1.9%	183.8	71.1x	3.9x
PROVATIINS	67.6	+4.5%	173.4	35.5x	3.2x

Block Trade	Maximum Price (BDT)	Minimum Price (BDT)	No. of Trade	Quantity ('000)	Turnover (BDT Mn)
BRACBANK	32.3	32.3	20.0	3,652	117.95
CRYSTALINS	110.0	94.7	11.0	559	58.51
HRTEX	115.9	104.4	21.0	175	19.27
FAREASTLIF	74.9	67.5	14.0	222	15.57
EHL	102.0	102.0	1.0	133	13.57
JAMUNABANK	22.9	19.3	3.0	581	12.19
PREMIERBAN	12.8	12.0	6.0	890	11.19
BANKASIA	20.2	18.2	2.0	555	11.10
CITYBANK	21.4	21.4	1.0	500	10.70
BSRMSTEEL	63.9	63.9	1.0	150	9.59

Block Trade	Maximum Price (BDT)	Minimum Price (BDT)	Turnover (BDT Mn)	Quantity ('000)	No. of Trade
BRACBANK	32.3	32.3	117.9	3,652	20
CRYSTALINS	110.0	94.7	58.5	559	11
HRTEX	115.9	104.4	19.3	175	21
FAREASTLIF	74.9	67.5	15.6	222	14
EHL	102.0	102.0	13.6	133	1
JAMUNABANK	22.9	19.3	12.2	581	3
PREMIERBAN	12.8	12.0	11.2	890	6
BANKASIA	20.2	18.2	11.1	555	2
CITYBANK	21.4	21.4	10.7	500	1
BSRMSTEEL	63.9	63.9	9.6	150	1
RENATA	1,142.0	1,142.0	9.6	8	3
MERCANBANK	13.3	13.3	6.7	500	1
NCCBANK	13.1	13.1	6.6	500	1
EXIMBANK	10.4	9.4	6.5	642	3
DHAKABANK	12.5	12.5	6.3	500	1
ORIONPHARM	87.5	71.7	6.1	74	4
SINOBANGLA	71.0	71.0	5.7	80	1
UNIQUEHRL	74.0	68.5	4.9	67	5
METROSPIN	37.0	36.0	4.5	123	5
AL-HAJTEX	160.0	160.0	4.1	26	1
GENEXIL	79.9	79.9	4.0	50	1
IBNSINA	265.9	261.6	3.7	14	7
Total			394.5		172

Upcoming Corporate Events

DSE Ticker	Right Share	Dividend		Event	Date
		Stock	Cash		
BSCCL		0.0%	51%	Record Date	20-Sep-23
IBNSINA		0.0%	60%	Record Date	21-Sep-23
AGRANINS		7.0%	0%	Record Date	21-Sep-23
BIFC		0.0%	0%	Record Date	26-Sep-23
PRIMELIFE		0.0%	0%	Record Date	27-Sep-23
WALTONHIL		300.0%	0%	Record Date	2-Oct-23
UNIONCAP		0.0%	0%	Record Date	4-Oct-23
PHOENIXFIN		0.0%	0%	Record Date	12-Oct-23
EHL		0.0%	25%	Record Date	18-Oct-23

Important DSE News
DBH

The Company has informed that the Board of Directors of the company has approved the proposal for issuance of Non-Convertible Redeemable Fixed Coupon Senior Bond to provide affordable housing finance amounting up to BDT 5.50 Billion (in face value) only through private placement, subject to the approval of regulatory authorities, under following key features: Type of issuance: Non-Convertible Redeemable Fixed Coupon Senior Bond, Issue Size: Up to BDT 5.50 Billion (in face value, in single or multiple tranches), Tenure: Up to 5 years from the issue date.

Disclaimer: This report has been prepared by BRAC EPL Stock Brokerage Ltd and is provided for information purposes. It is not, under any circumstances, to be used or considered as an offer to sell, or a solicitation of any offer to buy. Reasonable care has been taken to ensure that the information is not untrue and misleading. BRAC EPL Stock Brokerage Ltd makes no representation or warranty as to the accuracy or completeness of such information. All opinions and estimates included in this report constitute our judgment as of this date and are subject to change without notice.