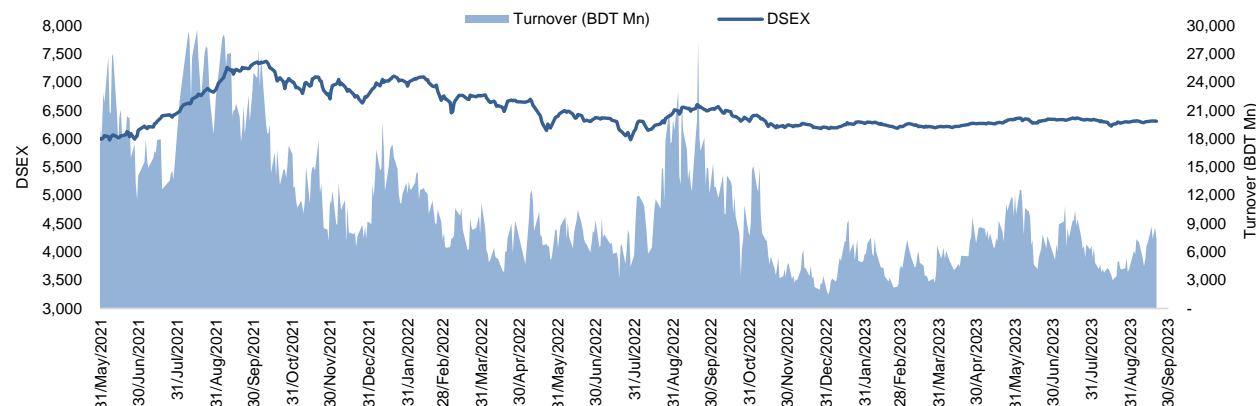


Daily Market Update

The market closed in red today. The benchmark index DSEX (-0.01%) lost 0.88 points and closed at 6,309.75. The blue-chip index DS30 (+0.24%), the Shariah-based index DSES (+0.22%), and the large-cap index CDSET (+0.07%) closed at 2,146.10, 1,364.61, and 1,209.01 points, respectively. Most of the large-cap sectors posted positive performance today. Food & Allied booked the highest gain of 0.17% followed by Engineering (+0.08%), Pharmaceutical (+0.03%), NBF1 (+0.01%), Bank (+0.01%), Telecommunication (0.00%), and Fuel & Power (-0.04%), respectively. Block trades contributed 11.2% of the overall market turnover. Union Insurance Company Limited (+10.0%) was the most traded share with a turnover of BDT 258 million.



Index	Closing	Opening	Point Δ	%Δ	YTD %Δ
DSEX	6,309.75	6,310.63	-0.88	-0.01%	+1.7%
DS30	2,146.10	2,140.90	+5.21	+0.24%	-2.2%
DSES	1,364.61	1,361.64	+2.97	+0.22%	+0.4%
CDSET	1,209.01	1,208.18	+0.83	+0.07%	-0.4%

	Advanced	Declined	Unchanged	Total
All Category	69	84	156	309
A Category (Equity)	30	63	103	196
B Category (Equity)	31	17	42	90
N Category (Equity)	1	2	0	3
Z Category (Equity)	7	2	11	20
Mutual Funds	2	0	8	10
Corporate Bonds	0	0	1	1
Treasury Bonds	0	0	0	0

* Based on Traded Scripts

		Today	Last Day	Daily %Δ
Mcap	Mn BDT	7,791,017	7,790,456	+0.0%
	Mn USD	70,827	70,822	
Turnover	Mn BDT	7,354	8,555	-14.0%
	Mn USD	67	78	
Volume	Mn Shares	138	151	-8.5%
No. of Trade		167,863	166,603	+0.8%

* Average Interbank Exchange Rate is BDT 110.00 as of Sep 21, 2023

Fahim Hassan
 Research Analyst
 (880) 1709636546
 fahim.hassan@bracepl.com

HZ Towhidi Khan
 Senior Research Associate
 (880) 1708805224
 hztowhidi.khan@bracepl.com

Figure: Sectorial Turnover (BDT Mn)

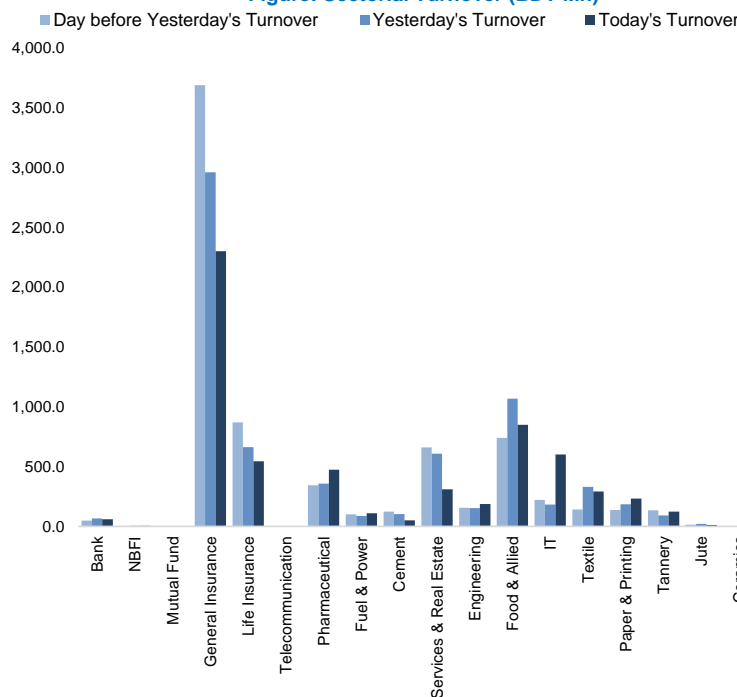
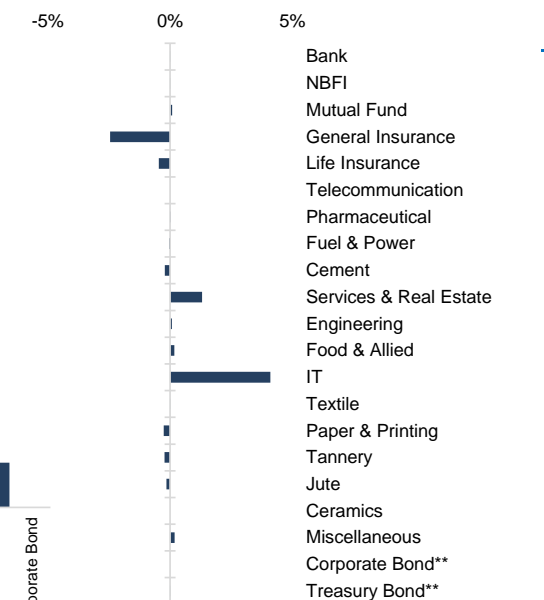


Figure: Sectorial Mcap Change



Market PE 18.5x

Market PB 1.7x

* Market P/E and P/BV calculation excludes Mutual Fund, Life Insurance, and NBL

Sector Index	Closing	Opening	Points Δ	%Δ	No. of Companies	Mcap (BDT Mn)	% of Total Mcap	Turnover (BDT Mn)	% of Total Turnover	PE	PB	Top Twenty Market Cap	Mcap (BDT Mn)	% of Total Mcap	Turnover (BDT Mn)	PE	PB
Bank	1,444	1,444	+0.07	+0.01%	35	681,516	8.8%	59.5	0.9%	12.1x	0.7x	GP	386,996	8.5%	0.8	11.9x	7.3x
NBFI	1,917	1,917	+0.18	+0.01%	23	186,537	2.4%	4.3	0.1%	NM	6.9x	WALTONHIL	317,378	7.0%	0.1	40.5x	3.0x
Mutual Fund	828	827	+0.68	+0.08%	36	37,425	0.5%	3.1	0.0%	NM	0.7x	BATBC	280,098	6.2%	0.4	15.4x	6.2x
General Insurance	4,007	4,108	-100.55	-2.45%	42	116,897	1.5%	2,301.4	35.2%	21.7x	1.8x	SQURPHARMA	186,155	4.1%	172.3	9.9x	1.7x
Life Insurance	2,721	2,733	-12.54	-0.46%	15	76,044	1.0%	543.3	8.3%	NM	NM	ROBI	157,138	3.5%	0.0	69.8x	2.5x
Telecommunication	4,946	4,946	-	-	3	580,232	7.5%	0.8	0.0%	15.6x	4.4x	RENATA	139,689	3.1%	0.0	38.0x	4.6x
Pharmaceutical	3,710	3,709	+1.00	+0.03%	34	719,724	9.3%	474.2	7.3%	19.2x	2.3x	UPGDCL	135,475	3.0%	0.0	16.7x	4.4x
Fuel & Power	1,699	1,699	-0.63	-0.04%	23	448,115	5.8%	110.8	1.7%	23.6x	1.1x	BEXIMCO	103,571	2.3%	0.0	12.0x	1.2x
Cement	2,555	2,560	-5.45	-0.21%	7	122,703	1.6%	51.8	0.8%	27.0x	2.7x	BERGERPBL	85,076	1.9%	1.1	27.8x	6.1x
Services & Real Esta	1,925	1,900	+24.77	+1.30%	8	76,047	1.0%	310.1	4.7%	23.7x	1.2x	LHBL	80,251	1.8%	26.9	13.6x	4.0x
Engineering	4,485	4,482	+3.43	+0.08%	42	526,770	6.8%	188.1	2.9%	58.5x	1.8x	ICB	74,119	1.6%	0.0	NM	1.7x
Food & Allied	21,551	21,514	+37.06	+0.17%	21	398,769	5.1%	848.2	13.0%	20.1x	7.6x	BXPHARMA	65,222	1.4%	0.2	14.6x	1.5x
IT	3,196	3,070	+126.01	+4.10%	11	41,664	0.5%	600.6	9.2%	29.4x	3.0x	BRACBANK	57,596	1.3%	0.1	8.3x	0.9x
Textile	1,618	1,618	+0.16	+0.01%	58	169,357	2.2%	291.3	4.5%	78.9x	1.2x	BEACONPHAR	56,595	1.2%	0.0	80.9x	9.2x
Paper & Printing	10,689	10,717	-28.11	-0.26%	6	41,183	0.5%	233.3	3.6%	39.7x	2.1x	ISLAMIBANK	52,486	1.2%	0.0	8.4x	0.7x
Tannery	3,196	3,204	-7.13	-0.22%	6	33,759	0.4%	123.9	1.9%	46.2x	3.2x	DUTCHBANGL	44,203	1.0%	0.6	7.9x	1.0x
Jute	15,725	15,748	-23.51	-0.15%	3	3,847	0.0%	13.0	0.2%	NM	-1335.4x	TITASGAS	40,459	0.9%	0.0	32.0x	0.6x
Ceramics	680	680	-	-	5	31,446	0.4%	0.4	0.0%	53.4x	1.9x	UNILEVERCL	39,059	0.9%	0.1	45.2x	22.2x
Miscellaneous	4,197	4,190	+7.82	+0.19%	14	228,544	3.0%	373.8	5.7%	16.1x	1.8x	POWERGRID	37,347	0.8%	0.0	NM	0.4x
Corporate Bond**	88	88	-	-	10	35,134	0.5%	0.3	0.0%	NM	NM	SUMITPOWER	36,308	0.8%	0.0	12.1x	0.9x
Treasury Bond**	88	88	+0.00	+0.00%	241	3,190,941	41.2%	0.0	0.0%	NM	NM						

Top Ten Gainers	Close Price (BDT)	Δ%	Turnover (BDT Mn)	PE	PB
BDCOM	38.6	+10.0%	122.4	26.7x	2.4x
UNIONINS	68.4	+10.0%	258.3	27.8x	3.7x
SHYAMPSUG	117.3	+9.9%	8.3	NM	NM
MIRACLEIND	51.2	+9.9%	157.4	NM	1.7x
KBPPWBIL	24.5	+9.9%	135.2	NM	2.1x
KPPL	10.1	+9.8%	9.8	NM	NM
OAL	10.7	+7.0%	28.2	NM	1x
ISNLTD	53.9	+6.9%	32.6	99.8x	16.9x
AGNISYSL	27.0	+6.7%	49.0	22.9x	1.7x
AAMRATECH	34.0	+5.9%	21.3	37.5x	3.2x

Top Ten Losers	Close Price (BDT)	Δ%	Turnover (BDT Mn)	PE	PB
UNITEDINS	54.0	-6.1%	19.6	34.0x	1.7x
KARNAPHULI	38.5	-5.9%	102.9	21.8x	2x
NORTHRNINS	48.8	-5.4%	10.5	26.4x	2.0x
BGIC	56.5	-5.4%	7.7	36.5x	2.7x
CONTININS	46.0	-5.2%	84.4	76.7x	2.1x
ASIAPACINS	60.8	-5.0%	54.0	25.4x	2.6x
JANATAINS	43.9	-5.0%	91.8	31.2x	2.8x
RUPALIINS	33.1	-4.9%	42.4	33.8x	1.5x
STANDARINS	48.7	-4.9%	28.4	20.5x	2.2x
PARAMOUNT	70.2	-4.9%	131.4	47.1x	2.6x

Top Twenty Free Float Mcap	Free Float Mcap (BDT Mn)	% of Total Free Float Mcap	PE	PB
SQURPHARMA	121,499	7.0%	9.9x	1.7x
BATBC	74,086	4.3%	15.4x	6.2x
BEXIMCO	69,196	4.0%	12.0x	1.2x
RENATA	68,042	3.9%	38.0x	4.6x
BXPHARMA	45,564	2.6%	14.6x	1.5x
BEACONPHAR	39,617	2.3%	80.9x	9.2x
GP	38,700	2.2%	11.9x	7.3x
BRACBANK	30,964	1.8%	8.3x	0.9x
ISLAMIBANK	29,927	1.7%	8.4x	0.7x
LHBL	28,562	1.6%	13.6x	4.0x
PUBALIBANK	19,162	1.1%	4.4x	0.6x
NBL	19,116	1.1%	NM	0.8x
CITYBANK	18,190	1.0%	5.5x	0.7x
OLYMPIC	16,066	0.9%	18.4x	3.1x
ROBI	15,714	0.9%	69.8x	2.5x
ALARABANK	14,357	0.8%	15.6x	1.1x
BSRMLTD	14,210	0.8%	NM	0.7x
SEAPEARL	13,733	0.8%	27.6x	11.0x
UPGDCL	13,547	0.8%	16.7x	4.4x
PRIMEBANK	13,491	0.8%	5.2x	0.7x

* NBFI Sector PE calculation methodology has been modified to reflect positive earnings only.
** The base of the Bond Index starts at 100, starting from Jan 13, 2022
Similarly, Treasury Bond Index starts at 100, starting from Oct 10, 2022

Most Traded Share	Close Price (BDT)	Δ%	Turnover (BDT Mn)	PE	PB
UNIONINS	68.4	+10.0%	258.3	27.8x	3.7x
FUWANGFOOD	33.1	-1.5%	241.6	NM	8.4x
GEMINISEA	832.5	-3.0%	235.7	39.7x	32.8x
METROSPIN	27.2	+0.4%	204.6	27.8x	1.3x
SEAPEARL	190.1	+3.4%	186.1	27.6x	11.0x
SQURPHARMA	210.0	-	172.3	9.9x	1.7x
SONALIPAPR	672.2	-1.0%	162.3	71.9x	3.9x
MIRACLEIND	51.2	+9.9%	157.4	NM	1.7x
EMERALDOIL	148.2	-1.9%	150.2	NM	NM
ASIANS	56.7	-4.4%	140.9	27.0x	2.1x

Block Trade	Maximum Price (BDT)	Minimum Price (BDT)	No. of Trade	Quantity ('000)	Turnover (BDT Mn)
BRACBANK	32.4	32.3	7.0	7,451	240.70
UNIONINS	68.0	60.0	38.0	3,079	186.10
SEAPEARL	189.4	167.0	20.0	585	99.97
EMERALDOIL	160.0	137.0	5.0	629	87.75
CRYSTALINS	125.0	115.0	5.0	175	21.44
KDSALTD	77.0	77.0	1.0	259	19.96
SONALIPAPR	720.0	635.0	3.0	27	18.14
FUWANGFOOD	34.8	33.3	4.0	272	9.38
BDFINANCE	39.8	39.8	1.0	196	7.82
BBSCABLES	54.8	45.0	3.0	114	6.07

Block Trade	Maximum Price (BDT)	Minimum Price (BDT)	Turnover (BDT Mn)	Quantity ('000)	No. of Trade
BRACBANK	32.4	32.3	240.7	7,451	7
UNIONINS	68.0	60.0	186.1	3,079	38
SEAPEARL	189.4	167.0	100.0	585	20
EMERALDOIL	160.0	137.0	87.7	629	5
CRYSTALINS	125.0	115.0	21.4	175	5
KDSALTD	77.0	77.0	20.0	259	1
SONALIPAPR	720.0	635.0	18.1	27	3
FUWANGFOOD	34.8	33.3	9.4	272	4
BDFINANCE	39.8	39.8	7.8	196	1
BBSCABLES	54.8	45.0	6.1	114	3
RELIANCINS	81.0	80.5	5.7	70	2
DULAMACOT	63.8	63.8	5.5	86	1
UNIQUEHRL	64.1	64.1	5.4	84	1
HRTEX	114.0	104.4	4.7	44	8
ORIONPHARM	71.8	71.8	4.5	63	1
GOLDENSON	20.0	20.0	4.0	200	1
MONNOAGML	778.0	776.0	3.9	5	5
CNATEX	9.5	9.4	3.4	360	4
BEACONPHAR	223.6	223.6	3.4	15	2
PROVATIINS	67.0	67.0	3.4	50	1
PREMIERCEM	62.0	60.5	3.1	51	2
CONTININS	51.0	51.0	2.6	50	1
Total			821.2		202

Upcoming Corporate Events

DSE Ticker	Right Share	Dividend		Event	Date
		Stock	Cash		
BIFC		0.0%	0%	Record Date	26-Sep-23
PRIMELIFE		0.0%	0%	Record Date	27-Sep-23
WALTONHIL		300.0%	0%	Record Date	2-Oct-23
UNIONCAP		0.0%	0%	Record Date	4-Oct-23
PHOENIXFIN		0.0%	0%	Record Date	12-Oct-23
EHL		0.0%	25%	Record Date	18-Oct-23
UNIQUEHRL		0.0%	20%	Record Date	23-Oct-23

Important DSE News

PHARMAID

The company has informed that the Board of Directors of the Company has decided to come to an agreement with a private limited company for toll manufacturing of glass ampoules because the demand for glass ampoules is currently more than the company's production capacity. The toll manufacturing agreement shall be effective from October 1, 2023 for a trial period of 6 months till March 31, 2024, and may be revalidated subject to satisfactory outcome.

ISLAMIINS

The Company has informed that Mr. Md. Abdul Khaleque Miah has been appointed as the Chief Executive Officer of the company for three (3) years with effect from September 07, 2023 which was approved by the Insurance Development and Regulatory Authority (IDRA) on September 19, 2023.

METROSPIN

Refer to their earlier news disseminated by DSE on 08.08.2023 regarding import of machineries to replace the old machineries, the company has further informed that the production of the company will remain close for the period of 12 months (it may increase or decrease) for the reconstruction of Factory Building, Erection and Installation of Machinery and Commissioning and Trial Production. The company expects that the BMRE will be completed within said period. They have mentioned that some portion of old machinery will be sold after dismantling. The Company will further notify the progress of BMRE implementation and resume of commercial production to the shareholders and regulatory in due course of time. The company has also informed that after implementation of the BMRE, the production capacity of the project will be increased remarkably i.e 110% from the existing production capacity thus the turnover and profitability will also increase accordingly.

Disclaimer: This report has been prepared by BRAC EPL Stock Brokerage Ltd and is provided for information purposes. It is not, under any circumstances, to be used or considered as an offer to sell, or a solicitation of any offer to buy. Reasonable care has been taken to ensure that the information is not untrue and misleading. BRAC EPL Stock Brokerage Ltd makes no representation or warranty as to the accuracy or completeness of such information. All opinions and estimates included in this report constitute our judgment as of this date and are subject to change without notice.