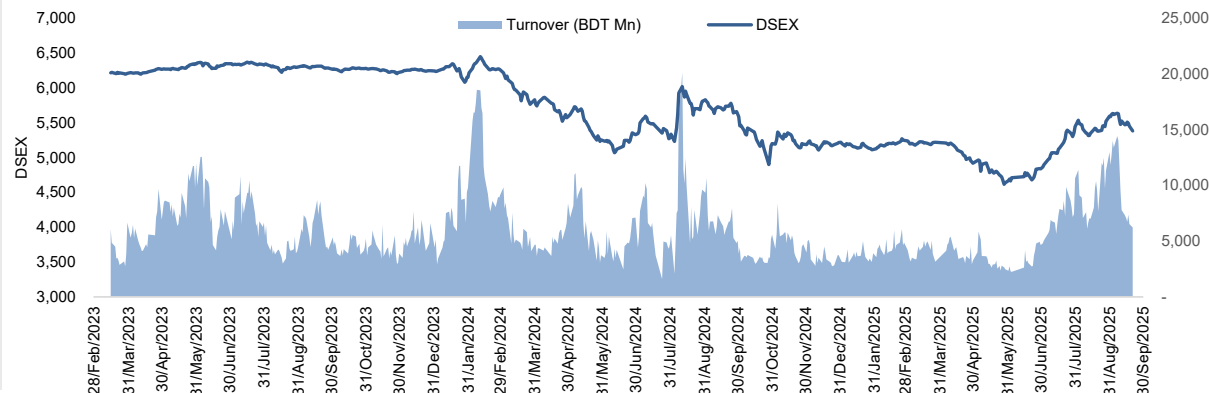


Daily Market Update

The market closed in red today. The benchmark index DSEX (-1.25%) lost 68.08 points and closed at 5,381.85. The blue-chip index DS30 (-1.12%), the Shariah-based index DSES (-1.63%), and the large-cap index CDSET (-0.75%) closed at 2,083.44, 1,158.96, and 1,095.18 points, respectively. All the large-cap sectors posted negative performance today. NBFi experienced the highest loss of 2.65% followed by Engineering (-1.36%), Fuel & Power (-1.24%), Bank (-1.05%), Telecommunication (-1.05%), Pharmaceutical (-0.96%), and Food & Allied (-0.95%), respectively. Block trades contributed 4.8% of the overall market turnover. Khan Brothers PP Woven Bag Industries Limited (-6.6%) was the most traded share with a turnover of BDT 255 million.



Index	Closing	Opening	Point Δ	%Δ	YTD %Δ
DSEX	5,381.85	5,449.93	-68.08	-1.25%	+3.2%
DS30	2,083.44	2,107.14	-23.70	-1.12%	+7.4%
DSES	1,158.96	1,178.20	-19.24	-1.63%	-0.9%
CDSET	1,095.18	1,103.50	-8.32	-0.75%	+2.7%

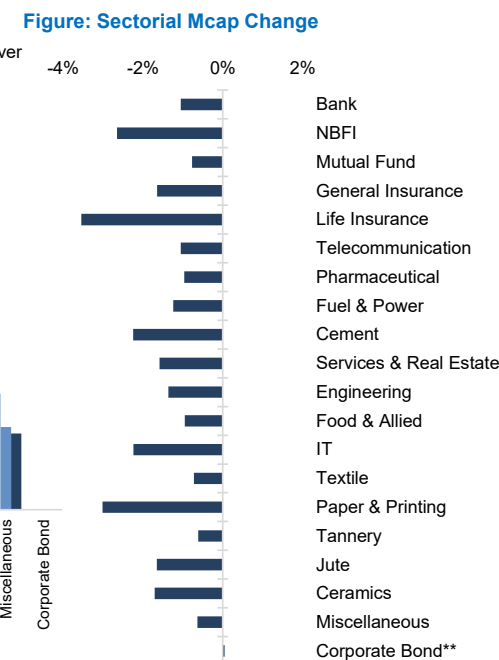
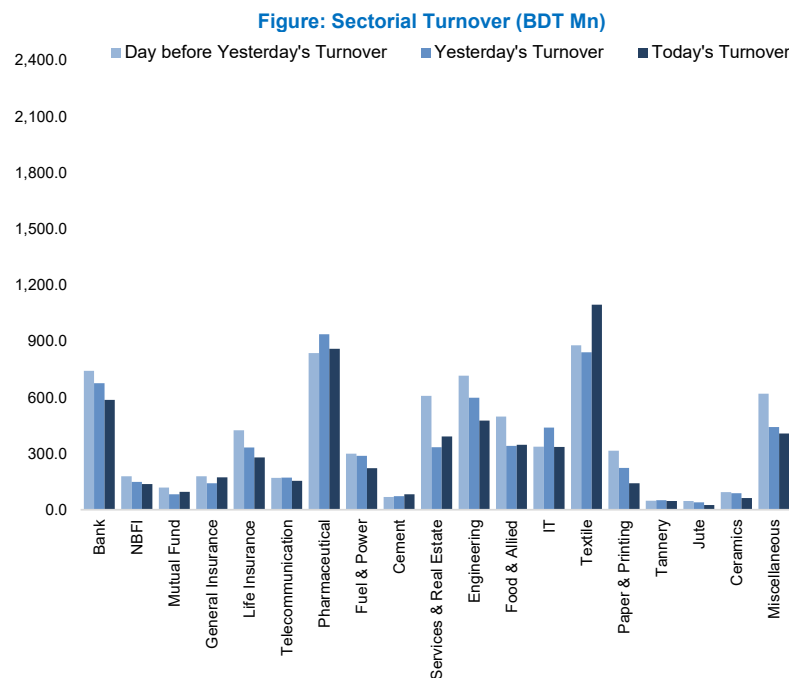
	Advanced	Declined	Unchanged	Total
All Category	39	307	50	396
A Category (Equity)	24	173	22	219
B Category (Equity)	6	70	5	81
N Category (Equity)	0	0	0	0
Z Category (Equity)	9	64	23	96
Mutual Funds	3	18	15	36
Corporate Bonds	1	0	1	2
Treasury Bonds	0	1	0	1

* Based on Traded Scripts

		Today	Last Day	Daily %Δ
Mcap	Mn BDT	7,205,476	7,244,667	-0.5%
	Mn USD	59,184	59,505	
Turnover	Mn BDT	6,215	6,547	-5.1%
	Mn USD	51	54	
Volume	Mn Shares	206	211	-2.4%
No. of Trade		183,205	192,437	-4.8%

* Average Interbank Exchange Rate is BDT 121.75 as of Sep 21, 2025

Fahim Hassan Research Analyst (880) 1709636546 fahim.hassan@bracepl.com	Md Rakibul Hasan Research Associate (880) 1708805229 rakibul.hasan@bracepl.com
---	--



Market PE 16.3x

Market PB 1.2x

* Market P/E and P/BV calculation excludes Mutual Fund, Life Insurance, NBFi, ABBANK, IFIC, FIRSTSBANK, GIB and NBL

Sector Index	Closing	Opening	Points Δ	%Δ	No. of Companies	Mcap (BDT Mn)	% of Total Mcap	Turnover (BDT Mn)	% of Total Turnover	PE	PB	Top Twenty Market Cap	Mcap (BDT Mn)	% of Total Mcap	Turnover (BDT Mn)	PE	PB
Bank	1,487	1,502	-15.83	-1.05%	36	703,384	9.8%	585.8	9.9%	NM	0.8x	GP	405,495	11.2%	11.8	13.8x	7.1x
NBFI	1,065	1,094	-28.95	-2.65%	23	101,511	1.4%	136.9	2.3%	NM	NM	SQURPHARMA	194,753	5.4%	30.3	8.3x	1.4x
Mutual Fund	557	561	-4.30	-0.77%	37	26,701	0.4%	95.1	1.6%	NM	0.5x	BATBC	151,740	4.2%	21.5	12.2x	2.8x
General Insurance	2,823	2,870	-47.08	-1.64%	43	80,568	1.1%	173.6	2.9%	13.6x	1.2x	ROBI	149,281	4.1%	128.1	17.2x	2.3x
Life Insurance	2,005	2,078	-73.69	-3.55%	15	53,319	0.7%	279.6	4.7%	NM	NM	WALTONHIL	142,164	3.9%	20.9	13.7x	1.2x
Telecommunication	4,949	5,002	-52.61	-1.05%	3	580,307	8.0%	154.2	2.6%	14.7x	4.2x	BRACBANK	140,559	3.9%	62.7	9.9x	1.7x
Pharmaceutical	3,086	3,116	-30.05	-0.96%	34	585,108	8.1%	859.7	14.5%	13.4x	1.6x	BEXIMCO	103,850	2.9%	0.0	NM	1.3x
Fuel & Power	1,165	1,179	-14.63	-1.24%	23	308,559	4.3%	222.2	3.8%	19.5x	0.7x	MARICO	89,240	2.5%	7.9	14.6x	26.8x
Cement	2,005	2,051	-45.96	-2.24%	7	95,562	1.3%	83.0	1.4%	22.0x	2.1x	UPGDCL	82,491	2.3%	14.0	7.1x	2.0x
Services & Real Estate	1,084	1,101	-17.40	-1.58%	9	59,596	0.8%	391.4	6.6%	26.4x	0.4x	BERGERPBL	71,322	2.0%	3.8	20.3x	4.1x
Engineering	2,579	2,615	-35.62	-1.36%	42	290,928	4.0%	476.1	8.0%	15.6x	0.9x	LHB	60,856	1.7%	51.0	16.2x	3.2x
Food & Allied	14,629	14,769	-140.07	-0.95%	21	267,663	3.7%	346.4	5.9%	20.3x	4.2x	RENATA	55,731	1.5%	14.9	19.8x	1.6x
IT	2,017	2,063	-46.20	-2.24%	11	26,599	0.4%	335.6	5.7%	22.4x	1.7x	BXPHARMA	51,615	1.4%	59.1	8.1x	1.0x
Textile	1,230	1,239	-8.94	-0.72%	58	128,078	1.8%	1,094.4	18.5%	NM	0.9x	UNILEVERCL	47,049	1.3%	0.2	74.1x	25.8x
Paper & Printing	5,204	5,365	-161.63	-3.01%	6	23,509	0.3%	141.8	2.4%	NM	1.1x	ICB	42,929	1.2%	12.9	NM	1.0x
Tannery	2,077	2,090	-12.79	-0.61%	6	23,145	0.3%	46.0	0.8%	NM	1.7x	EBL	40,374	1.1%	12.8	5.8x	0.9x
Jute	13,467	13,693	-225.90	-1.65%	3	2,964	0.0%	24.5	0.4%	NM	NM	DUTCHBANGL	39,538	1.1%	7.0	10.5x	0.8x
Ceramics	419	426	-7.26	-1.71%	5	18,779	0.3%	62.3	1.1%	NM	1.2x	CITYBANK	38,335	1.1%	82.1	3.5x	0.7x
Miscellaneous	4,159	4,185	-26.45	-0.63%	15	225,840	3.1%	406.8	6.9%	89.5x	1.8x	PUBALIBANK	37,872	1.0%	4.0	5.2x	0.7x
Corporate Bond**	16,929	16,921	+8.15	+0.05%	16	37,374	0.5%	1.5	0.0%	NM	NM	PRIMEBANK	32,032	0.9%	19.8	3.8x	0.8x
Treasury Bond**	2,326	2,322	+4.27	+0.18%	235	3,573,262	49.5%	0.3	0.0%	NM	NM						

Top Ten Gainers	Close Price (BDT)	Δ%	Turnover (BDT Mn)	PE	PB	Top Twenty Free Float Mcap	Free Float Mcap (BDT Mn)	% of Total Free Float Mcap	PE	PB	Most Traded Share	Close Price (BDT)	Δ%	Turnover (BDT Mn)	PE	PB
PRIMEFIN	2.3	+9.5%	2.2	NM	0.3x	SQURPHARMA	108,958	7.7%	8.3x	1.4x	KBPPWBIL	152.5	-6.6%	255.5	NM	12.8x
DBH1STMF	6.1	+5.2%	4.0	NM	0.7x	ISLAMIBANK	74,730	5.3%	NM	0.9x	SAPORTL	38.2	+1.6%	243.3	14.2x	1.1x
BDFINANCE	12.5	+4.2%	13.9	NM	NM	BEXIMCO	69,463	4.9%	NM	1.3x	FEKDIL	20.2	+3.6%	191.8	9.6x	1.0x
NURANI	2.7	+3.8%	0.1	NM	0.3x	BATBC	50,233	3.6%	12.2x	2.8x	TECHNODRUG	40.1	-1.5%	190.7	NM	1.3x
FEKDIL	20.2	+3.6%	191.8	9.6x	1.0x	WALTONHIL	46,773	3.3%	13.7x	1.2x	ORIONINFU	490.9	-7.5%	177.2	NM	31.2x
ICBAMCL2ND	6.0	+3.45%	0.1	NM	1.0x	BRACBANK	46,489	3.3%	9.9x	1.7x	ENVOYTEX	58.4	-4.3%	131.9	8.4x	1.0x
ARGONDENIM	19.7	+3.1%	53.5	12.3x	1x	GP	44,708	3.2%	13.8x	7.1x	ROBI	28.5	-3.1%	128.1	17.2x	2.3x
TRUSTB1MF	3.4	+3.0%	0.8	NM	0.4x	RENATA	32,968	2.3%	19.8x	1.6x	ASIATICLAB	63.0	-0.3%	120.4	26.1x	1.2x
HWAWELLTEX	51.5	+3.0%	27.2	14.3x	1.3x	BXPHARMA	23,409	1.7%	8.1x	1.0x	LOVELLO	94.3	-4.0%	117.2	42.5x	7.5x
TOSRIFA	21.5	+2.4%	17.5	33.1x	0.7x	PUBALIBANK	22,905	1.6%	5.2x	0.7x	MALEKSPIN	33.1	-0.9%	116.7	4.5x	0.6x
Top Ten Losers	Close Price (BDT)	Δ%	Turnover (BDT Mn)	PE	PB	CITYBANK	21,020	1.5%	3.5x	0.7x	Block Trade	Maximum Price (BDT)	Minimum Price (BDT)	No. of Trade	Quantity ('000)	Turnover (BDT Mn)
TILIL	63.8	-9.5%	68.9	11.3x	NM	LHB	20,953	1.5%	16.2x	3.2x	BRACBANK	71.1	70.2	2.0	2,149	150.97
FIRSTSBANK	2.2	-8.3%	6.8	NM	1x	OLYMPIC	20,496	1.5%	17.1x	2.6x	FINEFOODS	300.0	285.0	8.0	174	49.69
FIRSTFIN	2.2	-8.3%	0.2	NM	NM	ALARABANK	18,282	1.3%	37.5x	0.8x	SEAPEARL	56.5	56.5	8.0	409	23.09
FAREASTFIN	1.2	-7.7%	0.6	NM	NM	BEACONPHAR	17,838	1.3%	33.2x	4.4x	CONTININS	25.0	25.0	1.0	877	21.93
ORIONINFU	490.9	-7.5%	177.2	NM	31.2x	PRIMEBANK	16,142	1.1%	3.8x	0.8x	SQURPHARMA	220.1	220.1	1.0	47	10.41
SIBL	3.8	-7.3%	4.6	NM	0.3x	ROBI	14,876	1.1%	17.2x	2.3x	SHYAMPSUG	195.0	194.5	7.0	36	7.08
ISNLTD	101.1	-6.6%	102.1	NM	36.8x	UTTARABANK	13,699	1.0%	NM	0.8x	AL-HAJTEX	173.0	165.0	2.0	25	4.25
KBPPWBIL	152.5	-6.6%	255.5	NM	12.8x	NBL	13,055	0.9%	NM	NM	UTTARABANK	19.3	19.3	1.0	200	3.86
BANGAS	117.0	-6.4%	19.2	NM	5.5x	BSRMLTD	12,852	0.9%	5.1x	0.5x	DULAMIACOT	123.9	123.9	1.0	30	3.72
BDAUTOCA	121.2	-6.3%	10.8	NM	16.4x						MIDLANDBNK	20.7	20.7	1.0	130	2.69

* NBFI Sector PE calculation methodology has been modified to reflect positive earnings only.

** The base of the Bond Index starts at 100, starting from Jan 13, 2022

Similarly, Treasury Bond Index starts at 100, starting from Oct 10, 2022

* NBFI Sector PE calculation methodology has been modified to reflect positive earnings only.

** The base of the Bond index starts at 100, starting from Jan 13, 2022

Similarly, Treasury Bond Index starts at 100, starting from Oct 10, 2022

Block Trade	Maximum Price (BDT)	Minimum Price	Turnover (BDT Mn)	Quantity ('000)	No. of Trade
BRACBANK	71.1	70.2	151.0	2,149	2
FINEFOODS	300.0	285.0	49.7	174	8
SEAPEARL	56.5	56.5	23.1	409	8
CONTININS	25.0	25.0	21.9	877	1
SQURPHARMA	220.1	220.1	10.4	47	1
SHYAMPSUG	195.0	194.5	7.1	36	7
AL-HAJTEX	173.0	165.0	4.2	25	2
UTTARABANK	19.3	19.3	3.9	200	1
DULAMIACOT	123.9	123.9	3.7	30	1
MIDLANDBNK	20.7	20.7	2.7	130	1
ORIONINFU	553.5	501.0	2.4	5	4
AMANFEED	25.5	25.5	1.8	70	1
MONNOFABR	21.5	21.5	1.8	82	2
PTL	62.8	62.8	1.6	25	2
RANFOUNDRY	198.0	197.8	1.6	8	2
BPML	32.2	32.2	1.2	37	1
SONALIANSH	237.0	232.9	1.1	5	2
BEACONPHAR	139.0	120.0	1.1	8	2
ORIONPHARM	33.0	33.0	1.0	30	1
INTRACO	27.0	27.0	1.0	36	1
RUNNERAUTO	31.2	31.2	0.9	30	1
BDLAMPS	169.0	169.0	0.9	5	1
Total			297.7		58

Important DSE News
CROWNCEMNT

The company has informed that the Board of Directors of the company in its Meeting held on 18 September 2025 has taken, among others, the following decision: To purchase 330 Decimals of land at Mouja- West Mukterpur, Munshiganj at a cost of Tk. 13,77,52,000.00 (Taka thirteen crore seventy seven lac fifty two thousand) only (approx.) including the registration cost.

BAYLEASING

Mr. Raiyan Kabir, a Sponsor of the Company, has further informed that he has completed his buying of 14,99,990 shares out of his declared 15,00,000 shares of the company at prevailing market price through Dhaka Stock Exchange PLC. as per declaration disseminated on 28.08.2025.

NHFIL

Shaw Wallace Bangladesh Ltd., a Corporate Sponsor of the company, has completed its selling of 800,000 shares of the company at prevailing market price through Dhaka Stock Exchange PLC. as per declaration disseminated on 14.09.2025.

NRBCBANK

Mr. Syed Munsif Ali, a Sponsor of the Company, has expressed his intention to sell 30,00,000 shares out of his holding of 83,54,645 shares of the Company at prevailing market price (In the Public Market) through Dhaka Stock Exchange PLC. (DSE) within October 30, 2025.

Upcoming Corporate Events

DSE Ticker	Right Share	Dividend		Event	Date
		Stock	Cash		
ISLAMIBANK		0.0%	0.0%	Record Date	23-Sep-25
WALTONHIL		10.0%	175.0%	Record Date	28-Sep-25
EHL		0.0%	25.0%	Record Date	5-Oct-25
GSPFINANCE		0.0%	0.0%	Record Date	14-Oct-25
RUPALILIFE		0.0%	10.0%	Record Date	3-Nov-25

Disclaimer: This report has been prepared by BRAC EPL Stock Brokerage Ltd and is provided for information purposes. It is not, under any circumstances, to be used or considered as an offer to sell, or a solicitation of any offer to buy. Reasonable care has been taken to ensure that the information is not untrue and misleading. BRAC EPL Stock Brokerage Ltd makes no representation or warranty as to the accuracy or completeness of such information. All opinions and estimates included in this report constitute our judgment as of this date and are subject to change without notice.