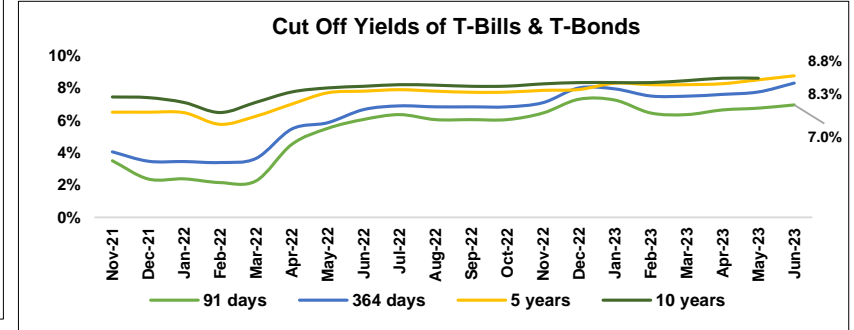
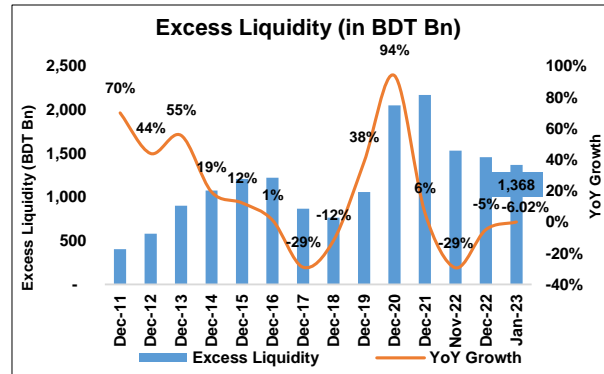
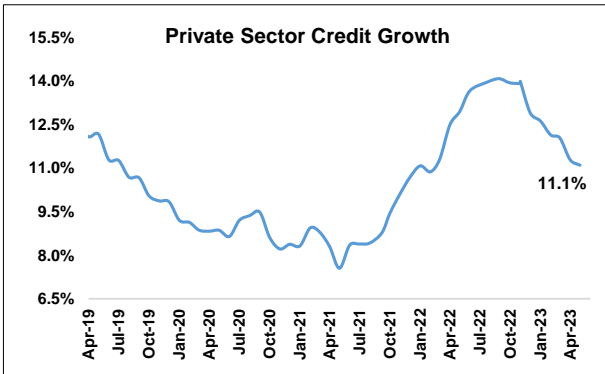
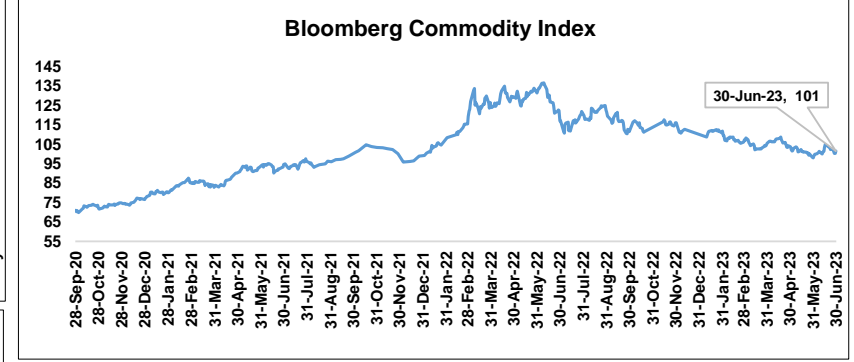
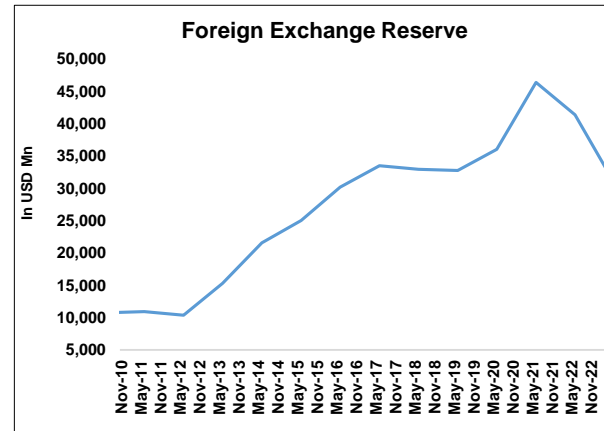
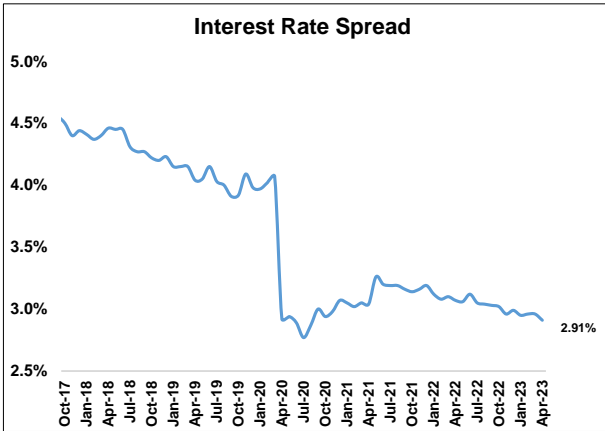
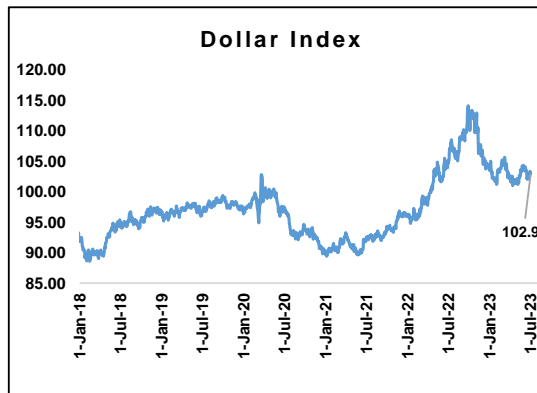
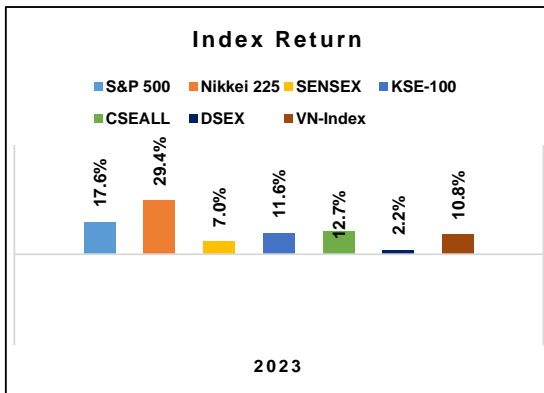
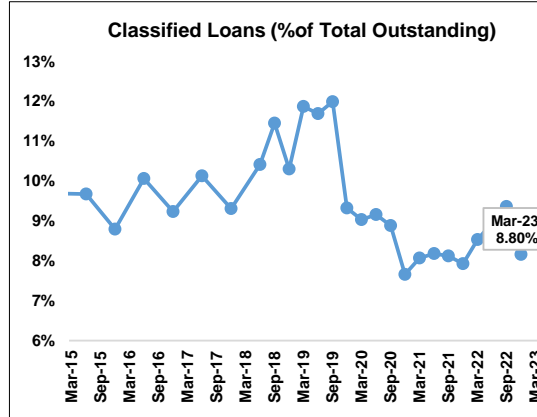
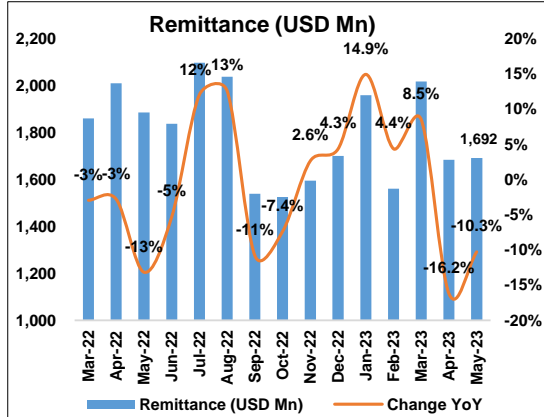
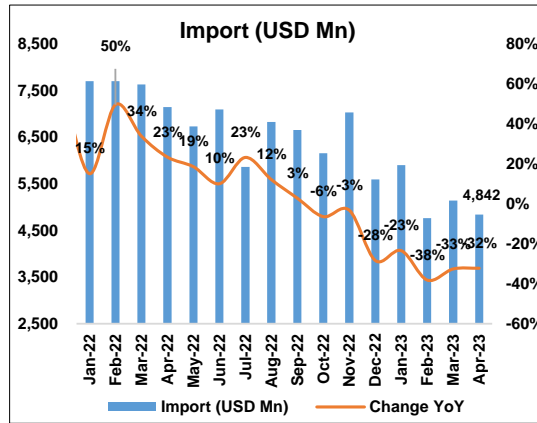
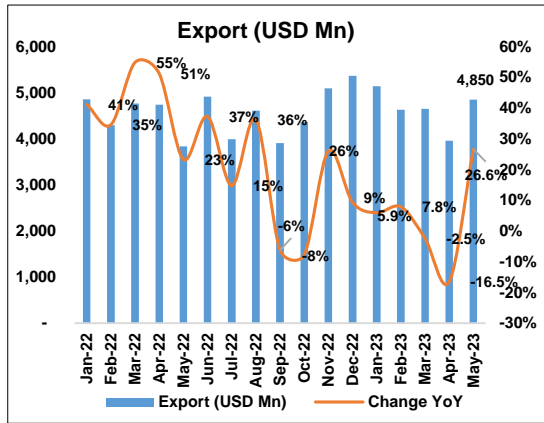


- ### Key Points :
- 12-month average inflation: 8.84% (May'23)
 - Point to Point Inflation: 9.94% (May'23)
 - Trade Balance: USD -17,162 Mn (Jul-May' FY23)
 - Current Account Balance: USD -4,508 Mn (Jul-May' FY23)
 - Interest Rate Spread: 2.91% (Apr'23)
 - Foreign Exchange Reserve: USD 30.8 Bn (June 25, 2023)
 - Monthly Import Coverage: 5.10
 - NBR Tax Revenue: BDT 3,016 Bn, 16.1% Growth YoY (Jul-Jun'22)
 - Private Sector Credit Growth: 11.10% (May'23)
 - Excess Liquidity: BDT 1,368 Bn, -6.02% Growth YoY (Jan'23)
 - Remittance: USD 19,407 Mn, 1.13% Growth YoY (Jul-May' FY23)
 - NPL Ratio: 8.80% (Mar'23)
 - USD/BDT 1-year Change: -13.10%
 - Net Sales of NSC: BDT -26.9 Bn, -116.3% Growth YoY (Jul-Apr' FY23)



Excess Liquidity is calculated by subtracting minimum required liquid assets (CRR & SLR) from total liquid assets



	2-Jul-23	1 Year	6 Months	1 month	1 Week	1 Day
USD/BDT	107.48	-13.10%	-1.43%	-0.18%	0.60%	0.00%
USD/INR	82.10	-3.88%	0.79%	0.37%	-0.15%	0.00%
USD/PKR	284.71	-28.17%	-20.48%	0.10%	0.49%	0.00%
USD/VND	23,585.00	-1.06%	-0.30%	-0.47%	-0.23%	0.00%
USD/LKR	306.04	18.94%	18.61%	-5.24%	0.48%	0.00%
USD/KHR	4,104.00	-1.00%	0.15%	0.29%	0.24%	0.00%

In USD Mn	Period	FY23	FY22	% Change
Export	Jul-May	47,602	44,582	6.77%
Import	Jul-May	64,764	75,402	-14.11%
Trade Balance	Jul-May	-17,162	-30,820	N/M*
Current Account Balance	Jul-May	-4,508	-17,279	N/M*
LC - Capital Machinery	Jul-May	2,694	5,999	-55.09%
<i>% of total</i>				
LC - Intermediate Goods	Jul-May	5,262	6,952	-24.30%
<i>% of total</i>				
LC - Industrial Raw Materials	Jul-May	21,172	30,312	-30.15%
<i>% of total</i>				
LC - Petroleum	Jul-May	8,442	8,861	-4.73%
<i>% of total</i>				
Total LC Opening	Jul-May	62,402	83,581	-25.34%

Parameter	Date	Amount	Unit	YoY Change
Remittance	May 2023	1,692	USD Mn	-10.27%
Foreign Exchange Reserve	Jun 25, 2023	30,847	USD Mn	-21.14%
Net Sales of NSC	Jul-Apr, FY23	-26.9	BDT Bn	-116.3%
Broad Money	May-23	18,199	BDT Bn	9.46%
Domestic Credit	May-23	18,765	BDT Bn	16.44%
Private Sector Credit	May-23	14,703	BDT Bn	11.10%
Call Money Weighted Average Rate	Jun 25, 2023	6.04%	Call Money Weighted Average Rate as on Jun 21, 2023: 6.08%	
Foreign Exchange Reserve to Monthly Import	FY Reserve: Jun 25, 2023 Import: LTM Avg.		5.10	

All the indices returns are price return except KSE-100
* N/M = Not Meaningful

IMPORTANT DISCLOSURES

Analyst Certification: Each research analyst and research associate who authored this document and whose name appears herein certifies that the recommendations and opinions expressed in the research report accurately reflect their personal views about any and all of the securities or issuers discussed therein that are within the coverage universe.

Disclaimer: Estimates and projections herein are our own and are based on assumptions that we believe to be reasonable. Information presented herein, while obtained from sources we believe to be reliable, is not guaranteed either as to accuracy or completeness. Neither the information nor any opinion expressed herein constitutes a solicitation of the purchase or sale of any security. As it acts for public companies from time to time, BRAC-EPL may have a relationship with the above mentioned company(s). This report is intended for distribution in only those jurisdictions in which BRAC-EPL is registered and any distribution outside those jurisdictions is strictly prohibited.

Compensation of Analysts: The compensation of research analysts is intended to reflect the value of the services they provide to the clients of BRAC-EPL. As with most other employees, the compensation of research analysts is impacted by the overall profitability of the firm, which may include revenues from corporate finance activities of the firm's Corporate Finance department. However, Research analysts' compensation is not directly related to specific corporate finance transaction.

General Risk Factors: BRAC-EPL will conduct a comprehensive risk assessment for each company under coverage at the time of initiating research coverage and also revisit this assessment when subsequent update reports are published or material company events occur. Following are some general risks that can impact future operational and financial performance: (1) Industry fundamentals with respect to customer demand or product / service pricing could change expected revenues and earnings; (2) Issues relating to major competitors or market shares or new product expectations could change investor attitudes; (3) Unforeseen developments with respect to the management, financial condition or accounting policies alter the prospective valuation; or (4) Interest rates, currency or major segments of the economy could alter investor confidence and investment prospects.

BRAC EPL Research

Salim Afzal Shawon, CFA	Head of Research	salim@bracepl.com	01708 805 221
Fahim Hassan	Research Analyst	fahim.hassan@bracepl.com	01709 636 546
Hossain Zaman Towhidi Khan	Senior Research Associate	hztowhidi.khan@bracepl.com	01708 805 224
Billal Hossain	Research Associate	billal.hossain@bracepl.com	01708 805 229
Md. Tanvir Ahmed	Research Associate	mtanvir.ahmed@bracepl.com	01708 805 201
Syed Tawsifuzzaman	Research Associate	s.tawsifuzzaman@bracepl.com	01708 805 202

International Trade and Sales

Ahsanur Rahman Bappi	Chief Executive Officer	bappi@bracepl.com	01730 357 991
----------------------	-------------------------	--	---------------

BRAC EPL Research

www.bracepl.com

Symphony, Plot No.: S.E.(F) – 9(3rd Floor), Road No.: 142, Gulshan Avenue, Dhaka – 1212

Phone: + (880)-2-9852446-50

Fax: + (880)-2-9852451-52

E-Mail: research@bracepl.com