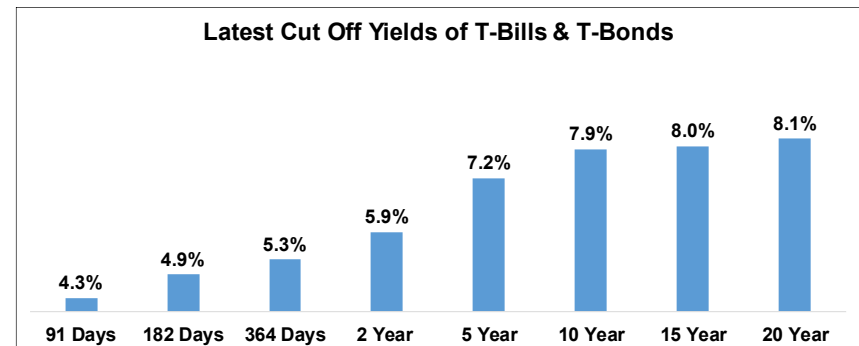
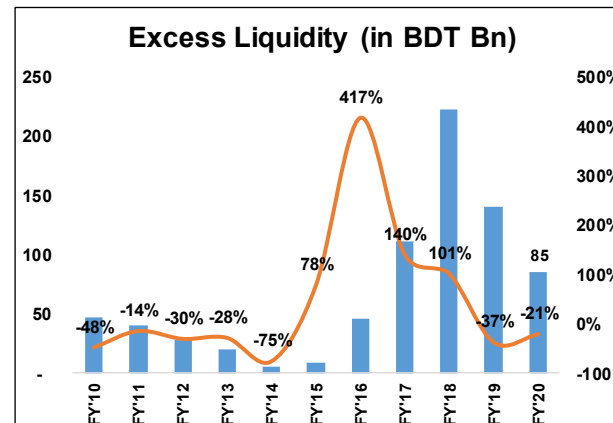
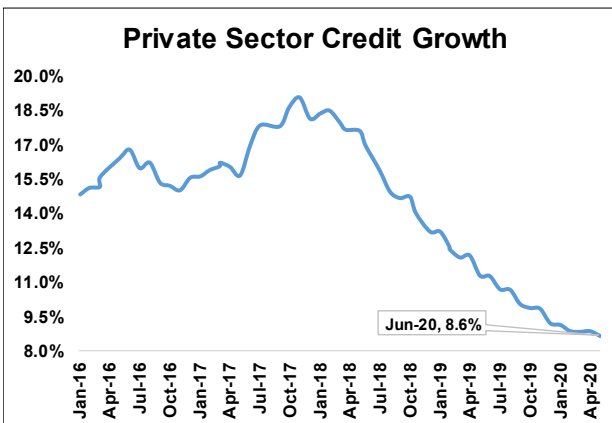
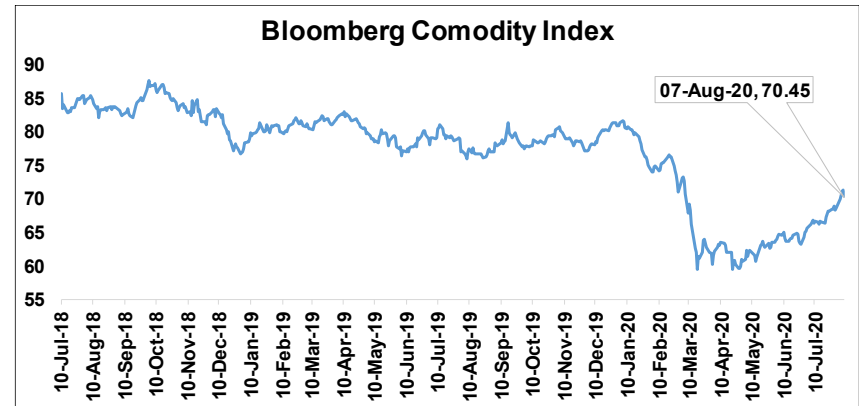
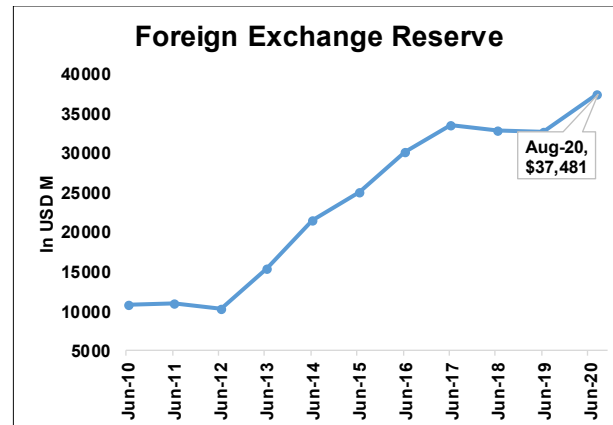
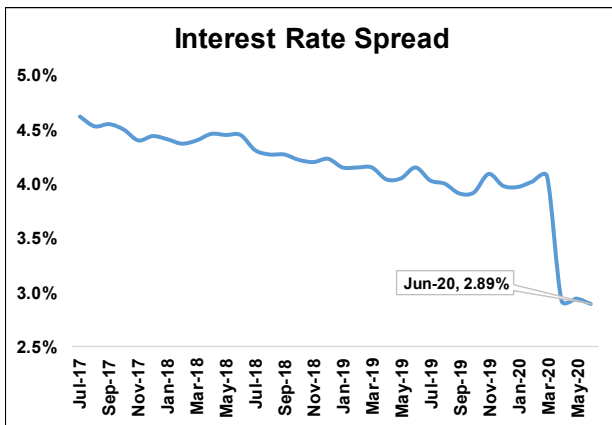
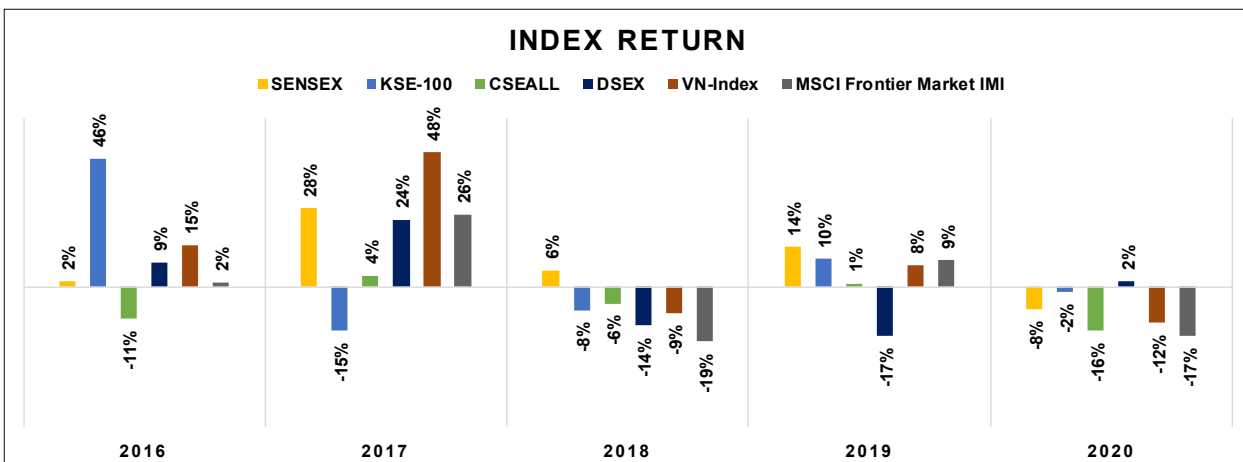
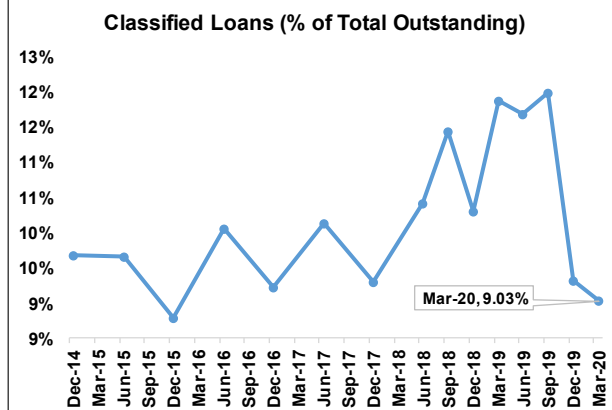
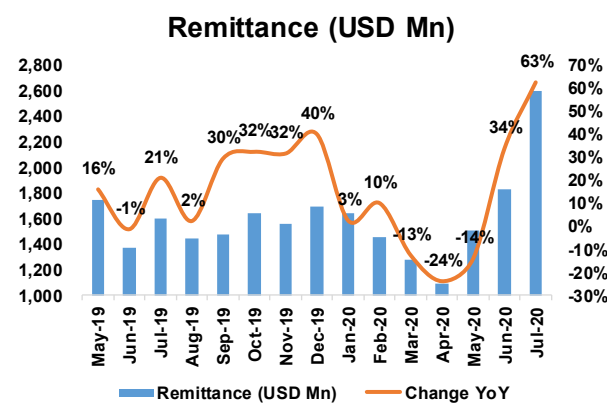
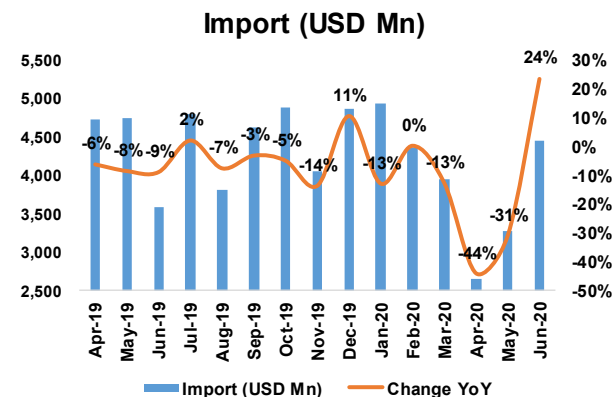
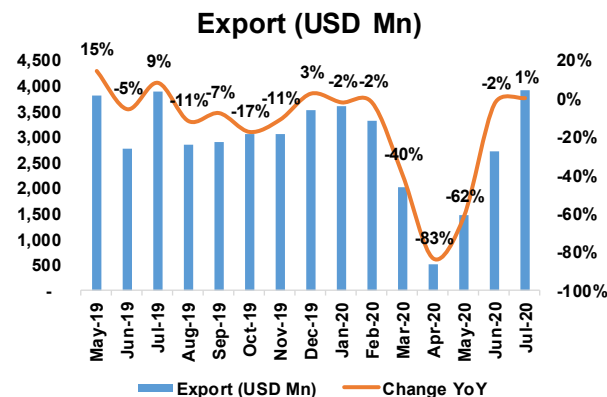


Key Points:

- 12-month average inflation: 5.65% (Jun'20)
- Point to Point inflation: 6.02% (Jun'20)
- Trade Balance: USD -17,861 Mn (Jul-Jun FY'20)
- Current Account Balance: USD -4,849 Mn (Jul-Jun FY'20)
- Interest Rate Spread: 2.89% (June'20)
- Foreign Exchange Reserve: USD 37.5 Bn (August 05, 2020)
- Monthly Import Coverage: 8.87
- NBR Tax Revenue: BDT 2,184.1 Bn, -2.45% Growth YoY (Jul-Jun FY'20)
- Private Sector Credit Growth: 8.6% (June'20)
- Excess Liquidity: BDT 85 Bn, -21% Growth YoY (Jan'20)
- Remittance: USD 11,396 Mn, 8.3% Growth YoY (Jan-Jul'20)
- NPL Ratio: 9.03% (Mar'20)
- BDT/USD 1-year Change: -0.32%
- Net Sales of NSC: BDT 144.28 Bn, -71.1% Growth YoY (Jul-Jun FY'20)



*Excess liquidity is calculated as cash reserve in BB excess of CRR
 ** till Jan 2020



Currency Return

	7-Aug-20	1 Year	6 Months	1 month	1 Week	1 Day
USD/BDT	84.82	-0.32%	0.15%	-0.03%	0.00%	-0.04%
USD/INR	75.03	-5.17%	-4.68%	-0.29%	-0.14%	-0.17%
USD/PKR	168.40	-5.14%	-8.25%	-0.70%	-0.46%	0.09%
USD/VND	23,176.50	0.17%	0.24%	0.10%	0.02%	-0.01%
USD/LKR	185.25	-4.22%	-2.05%	0.36%	0.19%	0.11%
USD/KHR	4,100.00	-0.33%	-0.84%	-0.04%	-0.07%	-0.10%

	In USD million	Jul-Jun FY20	Jul-Jun FY19	% Change
Export		32,830	39,604	-17.10%
Import		50,691	55,439	-8.56%
Trade Balance		-17,861	-15,835	-12.79%
Current Account Balance		-4,849	-5,102	4.96%
LC - Capital Machinery		4,606	6,079	-24.23%
% of total		8.75%	10.39%	
LC - Industrial Raw Materials		18,900	20,305	-6.92%
% of total		35.89%	34.69%	
LC - Petroleum & Petro Products		4,302	4,150	3.68%
% of total		8.17%	7.09%	
Total LC Opening		52,664	58,533	-10.03%

Parameter	Date	Amount	Unit	YoY Change
Remittance	2020 Jan-Jul	11,396	USD Mn	8.3%
Foreign Exchange Reserve	August 05, 2020	37,481	USD Mn	16.5%
Net Sales of NSC	2019-20 Jul-Jun	144	BDT Bn	-71.1%
Broad Money	June 2020	13,737	BDT Bn	12.6%
Domestic Credit	June 2020	13,026	BDT Bn	13.6%
Private Sector Credit	June 2020	10,973	BDT Bn	8.6%
Call Money Weighted Average Rate	August 05, 2020	4.73%		Call Money Weighted Average Rate as on Jul 29, 2020: 4.96%
Foreign Exchange Reserve to Monthly Import	FY Reserve: 05 Aug 2020 Import: LTM Avg.			8.87

IMPORTANT DISCLOSURES

Analyst Certification: Each research analyst and research associate who authored this document and whose name appears herein certifies that the recommendations and opinions expressed in the research report accurately reflect their personal views about any and all of the securities or issuers discussed therein that are within the coverage universe.

Disclaimer: Estimates and projections herein are our own and are based on assumptions that we believe to be reasonable. Information presented herein, while obtained from sources we believe to be reliable, is not guaranteed either as to accuracy or completeness. Neither the information nor any opinion expressed herein constitutes a solicitation of the purchase or sale of any security. As it acts for public companies from time to time, BRAC-EPL may have a relationship with the above mentioned company(s). This report is intended for distribution in only those jurisdictions in which BRAC-EPL is registered and any distribution outside those jurisdictions is strictly prohibited.

Compensation of Analysts: The compensation of research analysts is intended to reflect the value of the services they provide to the clients of BRAC-EPL. As with most other employees, the compensation of research analysts is impacted by the overall profitability of the firm, which may include revenues from corporate finance activities of the firm's Corporate Finance department. However, Research analysts' compensation is not directly related to specific corporate finance transaction.

General Risk Factors: BRAC-EPL will conduct a comprehensive risk assessment for each company under coverage at the time of initiating research coverage and also revisit this assessment when subsequent update reports are published or material company events occur. Following are some general risks that can impact future operational and financial performance: (1) Industry fundamentals with respect to customer demand or product / service pricing could change expected revenues and earnings; (2) Issues relating to major competitors or market shares or new product expectations could change investor attitudes; (3) Unforeseen developments with respect to the management, financial condition or accounting policies alter the prospective valuation; or (4) Interest rates, currency or major segments of the economy could alter investor confidence and investment prospects.

BRAC EPL Stock Brokerage Limited**Research**

Ayaz Mahmud, CFA	Head of Research	ayaz.mahmud@bracepl.com	01708 805 221
Sadman Sakib	Research Associate	sadman.sakib@bracepl.com	01730 727 939
Md. Rafiqul Islam	Research Associate	mrafiqulislam@bracepl.com	01708 805 229
Md. Mahirul Quddus	Research Associate	mmahirul.quddus@bracepl.com	01709 636 546

International Trade and Sales

Ahsanur Rahman Bappi	Head of International Trade & Sales	bappi@bracepl.com	01730 357 991
----------------------	-------------------------------------	--	---------------

BRAC EPL Researchwww.bracepl.com

Symphony, Plot No.: S.E.(F) – 9(3rd Floor), Road No.: 142

Gulshan Avenue, Dhaka – 1212

Phone: + (880)-2-9852446-50

Fax: + (880)-2-9852451-52

E-Mail: research@bracepl.com