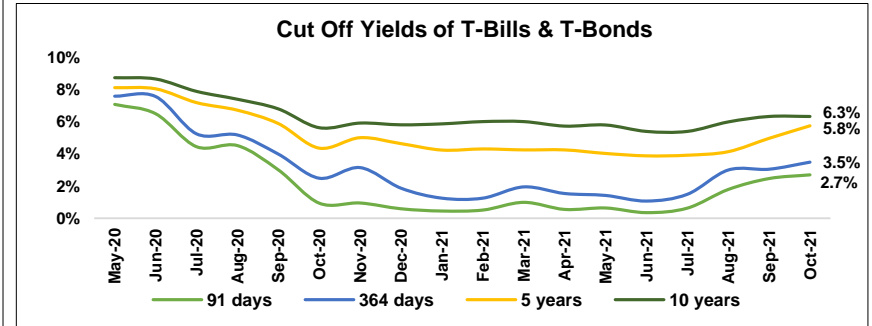
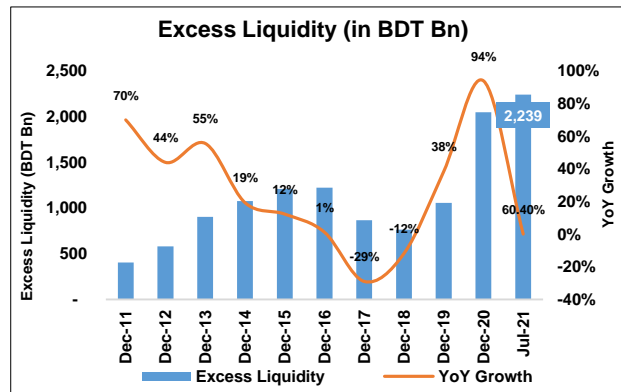
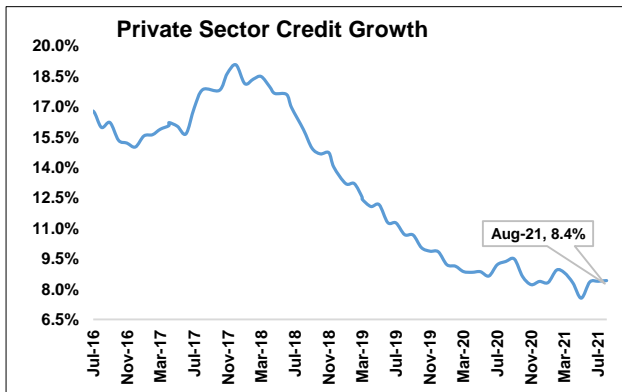
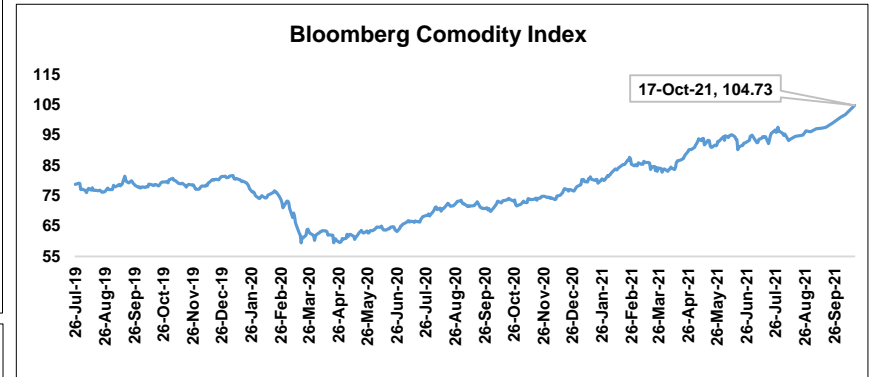
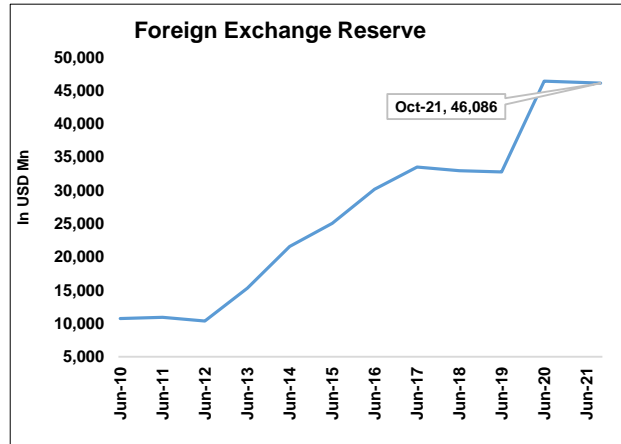
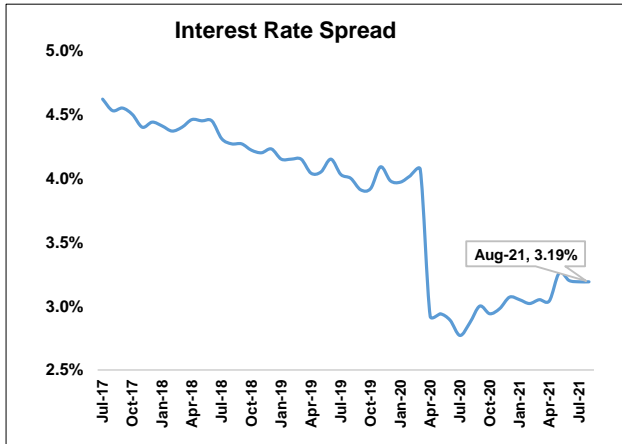
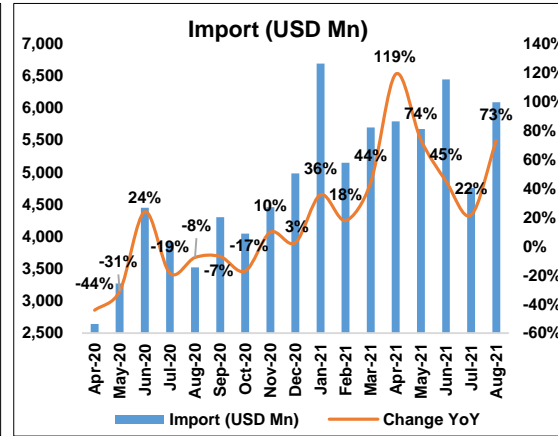
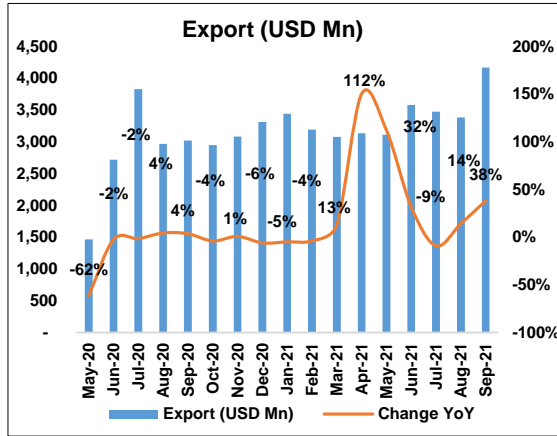


#### Key Points :

- 12-month average inflation: 5.53% (Aug'21)
- Point to Point Inflation: 5.54% (Aug'21)
- Trade Balance: USD -4,116 Mn (Jul FY'22)
- Current Account Balance: USD -1,243 Mn (Jul FY'22)
- Interest Rate Spread: 3.19% (Aug'21)
- Foreign Exchange Reserve: USD 46.1 Bn (October 17, 2021)
- Monthly Import Coverage: 8.99
- NBR Tax Revenue: BDT 2,599 Bn, 19.0% Growth YoY (Jul-Jun'21)
- Private Sector Credit Growth: 8.42% (Aug-21)
- Excess Liquidity: BDT 2,239 Bn, 60.40% Growth YoY (Jul'21)
- Remittance: USD 5,408 Mn, -0.19% Growth YoY (Jul-Sep'21)
- NPL Ratio: 8.18% (Jun'21)
- USD/BDT 1-year Change: -0.52%
- Net Sales of NSC: BDT 404 Bn, 142.92% Growth YoY (Jul-Jun'21)

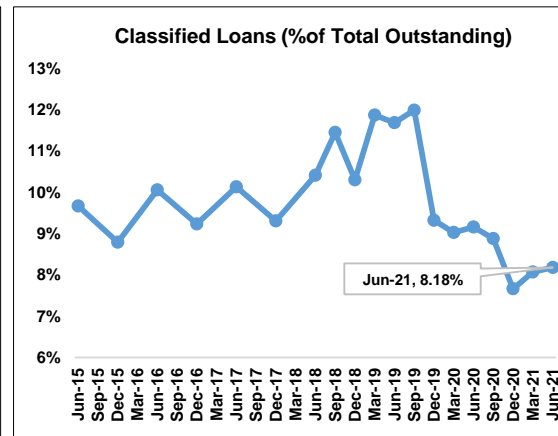
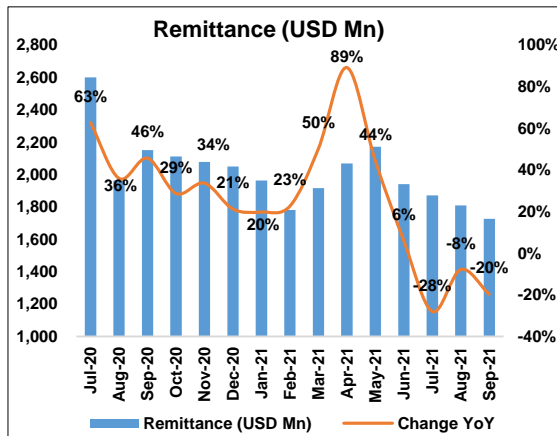


Excess Liquidity is calculated by subtracting minimum required liquid assets (CRR & SLR) from total liquid assets

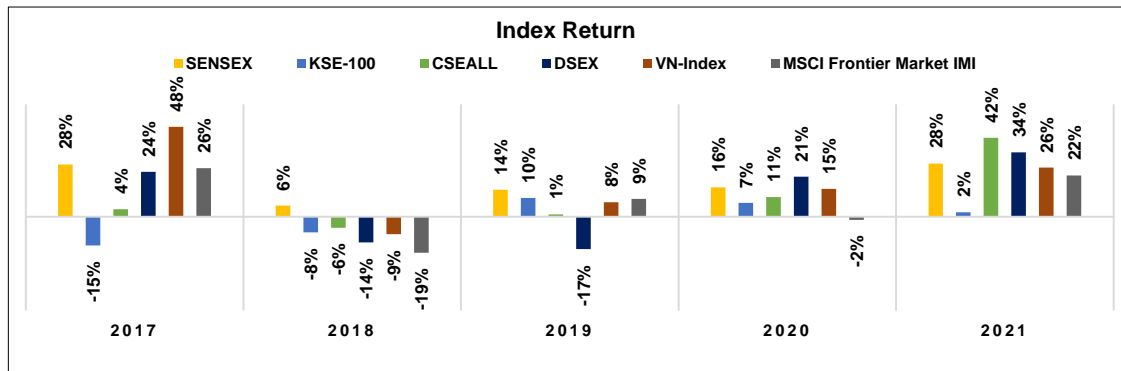


### Currency Return

	15-Oct-21	1 Year	6 Months	1 month	1 Week	1 Day
USD/BDT	85.07	-0.52%	-0.53%	-0.39%	0.15%	0.33%
USD/INR	75.01	-2.12%	-0.39%	-2.10%	-0.22%	-0.05%
USD/PKR	171.00	-4.82%	-10.79%	-1.02%	-0.07%	0.00%
USD/VND	22,758.00	1.81%	1.38%	0.00%	0.00%	0.00%
USD/LKR	201.00	-8.21%	-0.50%	-1.00%	-1.00%	0.00%
USD/KHR	4,067.66	0.43%	-0.73%	0.06%	0.23%	-0.14%



	In USD Mn	Jul-Aug FY22	Jul-Aug FY21	% Change
Export*		6,732	6,735	-0.04%
Import*		10,848	7,432	45.96%
Trade Balance*		-4,116	-697	N/M***
Current Account Balance*		-1,243	3,228	N/M***
LC - Capital Machinery		871	780	11.66%
% of total		7.18%	9.56%	
LC - Industrial Raw Materials		4,475	2,984	49.97%
% of total		36.89%	36.55%	
LC - Petroleum		943	583	61.75%
% of total		7.78%	7.14%	
Total LC Opening		12,130	8,163	48.60%



Parameter	Date	Amount	Unit	YoY Change
Remittance	Sep 2021	1,726	USD Mn	-19.74%
Foreign Exchange Reserve	Oct 17, 2021	46,086	USD Mn	15.85%
Net Sales of NSC	Jul-Jun, FY21	404	BDT Bn	142.92%
Broad Money	Aug-21	15,795	BDT Bn	11.60%
Domestic Credit	Aug-21	14,491	BDT Bn	9.25%
Private Sector Credit	Aug-21	11,944	BDT Bn	8.42%
Call Money Weighted Average Rate	Oct 17, 2021	2.23%	Call Money Weighted Average Rate as on Oct 06, 2021: 2.06%	
Foreign Exchange Reserve to Monthly Import	FY Reserve: Oct 17, 2021 Import: LTM Avg.			8.99

\*2022 YTD Return  
 \*\*All the indices returns are price return except KSE-100  
 \*\*\* N/M = Not Meaningful

**IMPORTANT DISCLOSURES**

**Analyst Certification:** Each research analyst and research associate who authored this document and whose name appears herein certifies that the recommendations and opinions expressed in the research report accurately reflect their personal views about any and all of the securities or issuers discussed therein that are within the coverage universe.

**Disclaimer:** Estimates and projections herein are our own and are based on assumptions that we believe to be reasonable. Information presented herein, while obtained from sources we believe to be reliable, is not guaranteed either as to accuracy or completeness. Neither the information nor any opinion expressed herein constitutes a solicitation of the purchase or sale of any security. As it acts for public companies from time to time, BRAC-EPL may have a relationship with the above mentioned company(s). This report is intended for distribution in only those jurisdictions in which BRAC-EPL is registered and any distribution outside those jurisdictions is strictly prohibited.

**Compensation of Analysts:** The compensation of research analysts is intended to reflect the value of the services they provide to the clients of BRAC-EPL. As with most other employees, the compensation of research analysts is impacted by the overall profitability of the firm, which may include revenues from corporate finance activities of the firm's Corporate Finance department. However, Research analysts' compensation is not directly related to specific corporate finance transaction.

**General Risk Factors:** BRAC-EPL will conduct a comprehensive risk assessment for each company under coverage at the time of initiating research coverage and also revisit this assessment when subsequent update reports are published or material company events occur. Following are some general risks that can impact future operational and financial performance: (1) Industry fundamentals with respect to customer demand or product / service pricing could change expected revenues and earnings; (2) Issues relating to major competitors or market shares or new product expectations could change investor attitudes; (3) Unforeseen developments with respect to the management, financial condition or accounting policies alter the prospective valuation; or (4) Interest rates, currency or major segments of the economy could alter investor confidence and investment prospects.

**BRAC EPL Stock Brokerage Limited****Research**

Salim Afzal Shawon, CFA	Head of Research	<a href="mailto:salim@bracepl.com">salim@bracepl.com</a>	01708 805 221
Nazmus Saadat, CFA	Research Analyst	<a href="mailto:nazmus.saadat@bracepl.com">nazmus.saadat@bracepl.com</a>	01708 805 229
Anika Mafiz	Research Analyst	<a href="mailto:anika.mafiz@bracepl.com">anika.mafiz@bracepl.com</a>	01708 805 206
Fahim Hassan	Research Associate	<a href="mailto:fahim.hassan@bracepl.com">fahim.hassan@bracepl.com</a>	01709 636 546

**International Trade and Sales**

Ahsanur Rahman Bappi	Chief Executive Officer	<a href="mailto:bappi@bracepl.com">bappi@bracepl.com</a>	01730 357 991
----------------------	-------------------------	--	---------------

**BRAC EPL Research**[www.bracepl.com](http://www.bracepl.com)

Symphony, Plot No.: S.E.(F) – 9(3rd Floor), Road No.: 142, Gulshan Avenue, Dhaka – 1212

Phone: + (880)-2-9852446-50

Fax: + (880)-2-9852451-52

E-Mail: [research@bracepl.com](mailto:research@bracepl.com)