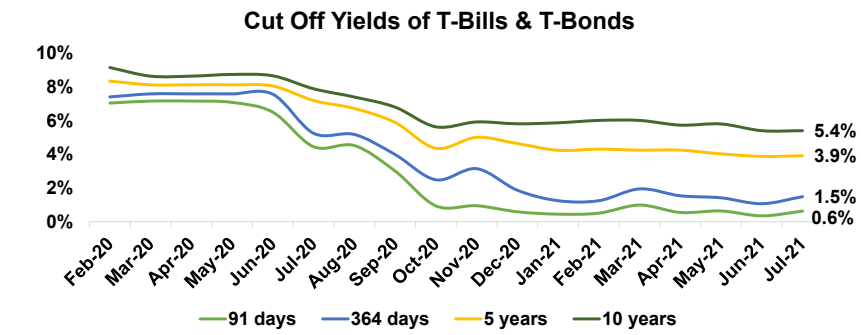
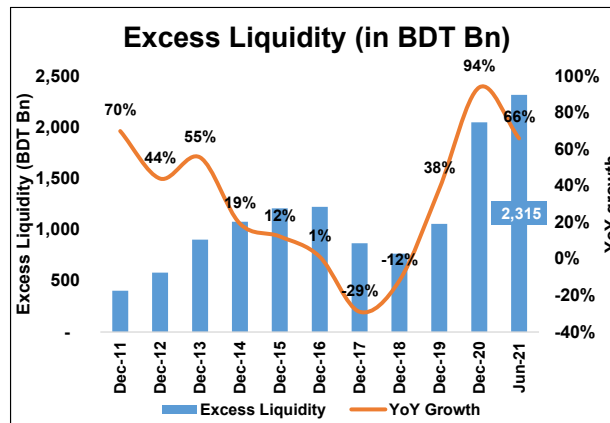
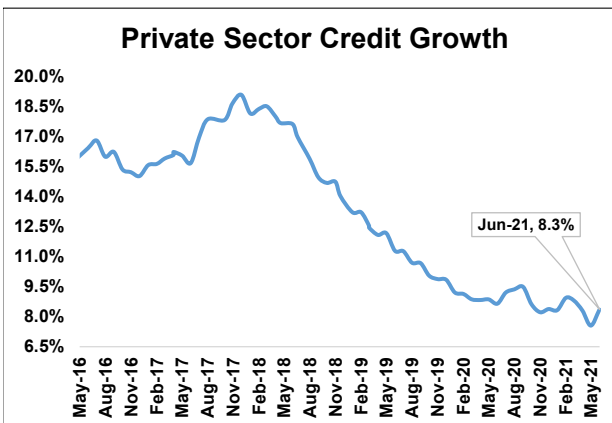
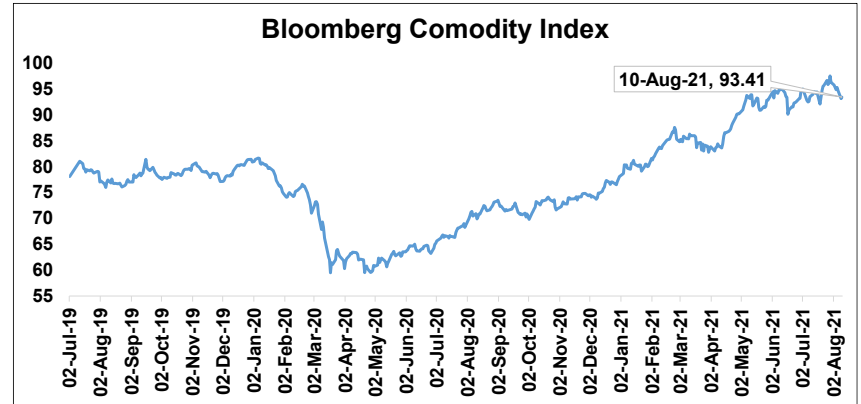
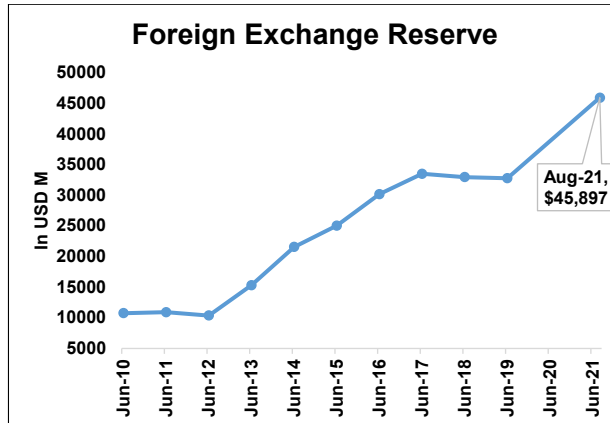
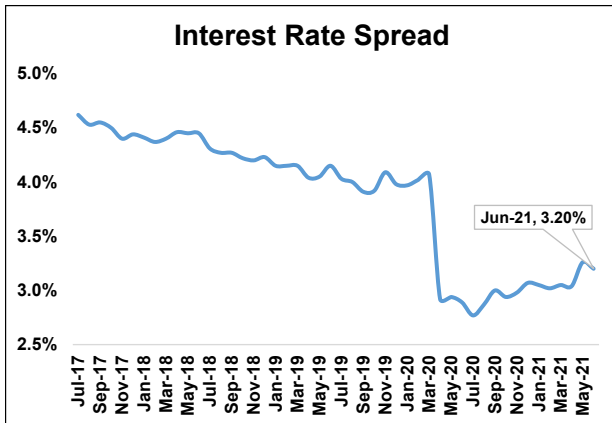


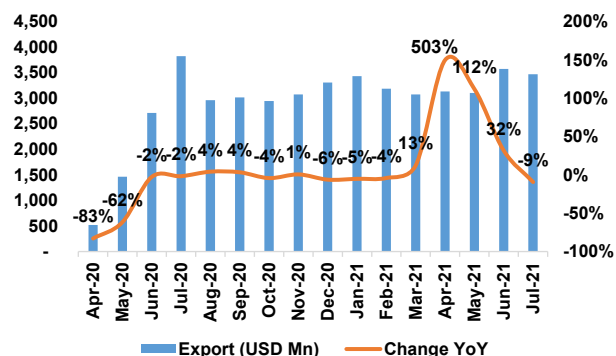
#### Key Points:

- 12-month average inflation: 5.56% (June'21)
- Point to Point inflation: 5.64% (June'21)
- Trade Balance: USD -19,848 Mn (Jul-May FY'21)
- Current Account Balance: USD -1,848 Mn (Jul-May FY'21)
- Interest Rate Spread: 3.20% (June'21)
- Foreign Exchange Reserve: USD 45.9 Bn (August 03, 2021)
- Monthly Import Coverage: 9.08
- NBR Tax Revenue: BDT 2,598.8 Bn, +19.0% Growth YoY (Jul-Jun'21)
- Private Sector Credit Growth: 8.3% (June'21)
- Excess Liquidity: BDT 2,315 Bn, +66% Growth YoY (Jun'21)
- Remittance: USD 13,711 Mn, 20.3% Growth YoY (Jan-Jul'21)
- NPL Ratio: 8.07% (Mar'21)
- BDT/USD 1-year Change: -0.24%
- Net Sales of NSC: BDT 374.4 Bn, 240.0% Growth YoY (Jul-May'21)

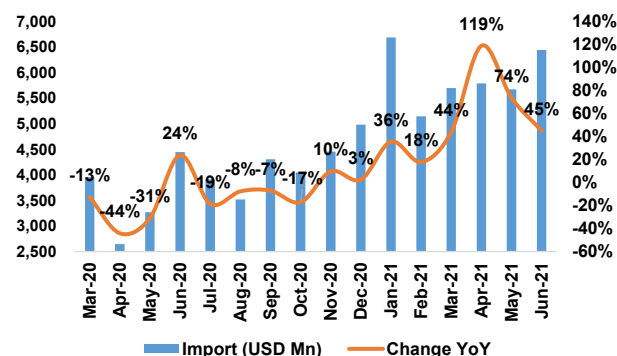


Excess Liquidity is calculated by subtracting minimum required liquid assets (CRR & SLR) from total liquid assets

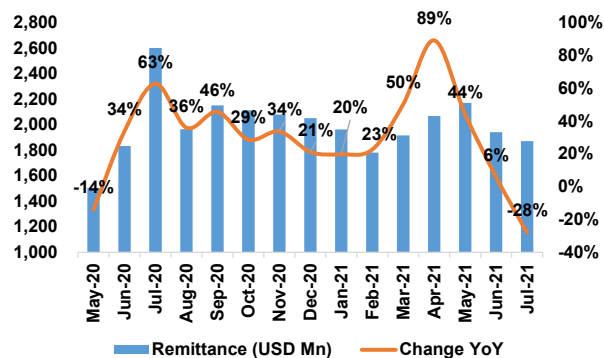
### Export (USD Mn)



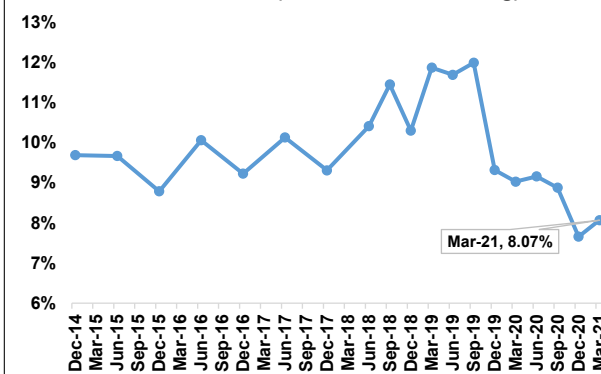
### Import (USD Mn)



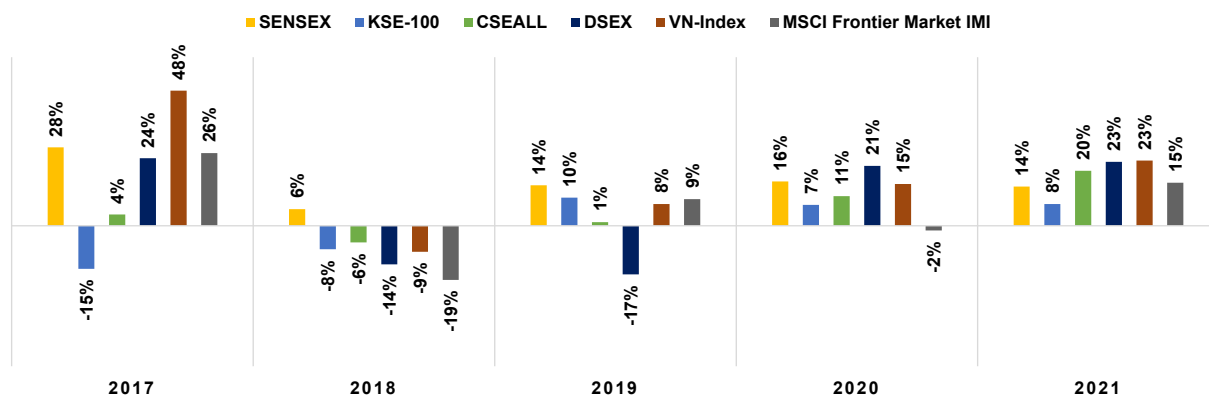
### Remittance (USD Mn)



### Classified Loans (% of Total Outstanding)



### INDEX RETURN



### Currency Return

	10-Aug-21	1 Year	6 Months	1 month	1 Week	1 Day
USD/BDT	84.83	-0.24%	-0.05%	-0.38%	-0.02%	-0.41%
USD/INR	74.38	0.66%	-2.14%	0.20%	-0.18%	0.13%
USD/PKR	163.55	2.72%	-2.72%	-2.54%	-0.55%	0.12%
USD/VND	22,904.50	1.16%	0.46%	0.51%	0.20%	0.09%
USD/LKR	199.00	-7.53%	-1.63%	-0.38%	-0.38%	-0.38%
USD/KHR	4,077.00	0.07%	-0.42%	-0.25%	-0.37%	-0.25%

### In USD million

	Jul-May FY'21	Jul-May FY'20	% Change
Export	34,386	30,174	13.96%
Import	54,234	46,243	17.28%
Trade Balance	-19,848	-16,069	-23.52%
Current Account Balance	-1,848	-4,434	58.32%
LC - Capital Machinery	5,151	4,413	16.72%
% of total	8.68%	9.06%	
LC - Industrial Raw Materials	21,117	17,064	23.75%
% of total	35.58%	35.02%	
LC - Petroleum & Petro Products	3,898	4,345	-10.27%
% of total	6.57%	8.92%	
Total LC Opening	59,345	48,726	21.79%

### Parameter

Parameter	Date	Amount	Unit	YoY Change
Remittance	2021 Jan-Jul	13,711	USD Mn	20.3%
Foreign Exchange Reserve	Aug 03, 2021	45,897	USD Mn	22.6%
Net Sales of NSC	2021 Jul-May	374.4	BDT Bn	240.0%
Broad Money	June 21	15,605	BDT Bn	13.6%
Domestic Credit	June 21	14,391	BDT Bn	10.5%
Private Sector Credit	June 21	11,889	BDT Bn	8.3%
Call Money Weighted Average Rate	Aug 03, 2021	2.23%	Call Money Weighted Average Rate as on July 14, 2021: 2.33%	
Foreign Exchange Reserve to Monthly Import	FY Reserve: 03 Aug 2021 Import: LTM Avg.			9.08

**IMPORTANT DISCLOSURES**

**Analyst Certification:** Each research analyst and research associate who authored this document and whose name appears herein certifies that the recommendations and opinions expressed in the research report accurately reflect their personal views about any and all of the securities or issuers discussed therein that are within the coverage universe.

**Disclaimer:** Estimates and projections herein are our own and are based on assumptions that we believe to be reasonable. Information presented herein, while obtained from sources we believe to be reliable, is not guaranteed either as to accuracy or completeness. Neither the information nor any opinion expressed herein constitutes a solicitation of the purchase or sale of any security. As it acts for public companies from time to time, BRAC-EPL may have a relationship with the above mentioned company(s). This report is intended for distribution in only those jurisdictions in which BRAC-EPL is registered and any distribution outside those jurisdictions is strictly prohibited.

**Compensation of Analysts:** The compensation of research analysts is intended to reflect the value of the services they provide to the clients of BRAC-EPL. As with most other employees, the compensation of research analysts is impacted by the overall profitability of the firm, which may include revenues from corporate finance activities of the firm's Corporate Finance department. However, Research analysts' compensation is not directly related to specific corporate finance transaction.

**General Risk Factors:** BRAC-EPL will conduct a comprehensive risk assessment for each company under coverage at the time of initiating research coverage and also revisit this assessment when subsequent update reports are published or material company events occur. Following are some general risks that can impact future operational and financial performance: (1) Industry fundamentals with respect to customer demand or product / service pricing could change expected revenues and earnings; (2) Issues relating to major competitors or market shares or new product expectations could change investor attitudes; (3) Unforeseen developments with respect to the management, financial condition or accounting policies alter the prospective valuation; or (4) Interest rates, currency or major segments of the economy could alter investor confidence and investment prospects.

**BRAC EPL Stock Brokerage Limited****Research**

---

Salim Afzal Shawon, CFA	Head of Research	<a href="mailto:salim@bracepl.com">salim@bracepl.com</a>	01708 805 221
Anika Mafiz	Research Analyst	<a href="mailto:anika.mafiz@bracepl.com">anika.mafiz@bracepl.com</a>	01708 805 206
Sadman Sakib	Research Analyst	<a href="mailto:sadman.sakib@bracepl.com">sadman.sakib@bracepl.com</a>	01730 727 939
Md. Mahirul Quddus	Research Associate	<a href="mailto:mmahirul.quddus@bracepl.com">mmahirul.quddus@bracepl.com</a>	01709 636 546

**International Trade and Sales**

---

Ahsanur Rahman Bappi	Chief Executive Officer	<a href="mailto:bappi@bracepl.com">bappi@bracepl.com</a>	01730 357 991
----------------------	-------------------------	--	---------------

**BRAC EPL Research**[www.bracepl.com](http://www.bracepl.com)

Symphony, Plot No.: S.E.(F) – 9(3rd Floor), Road No.: 142

Gulshan Avenue, Dhaka – 1212

Phone: + (880)-2-9852446-50

Fax: + (880)-2-9852451-52

E-Mail: [research@bracepl.com](mailto:research@bracepl.com)