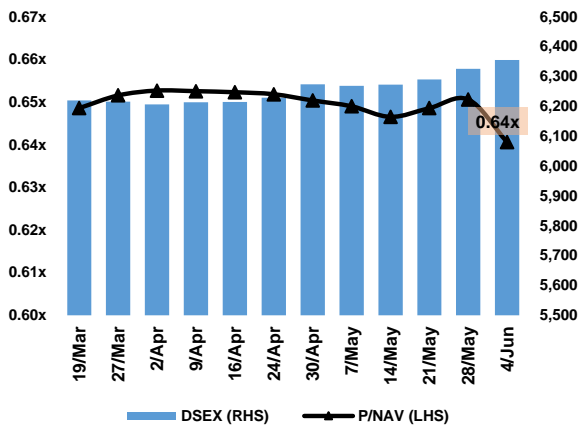


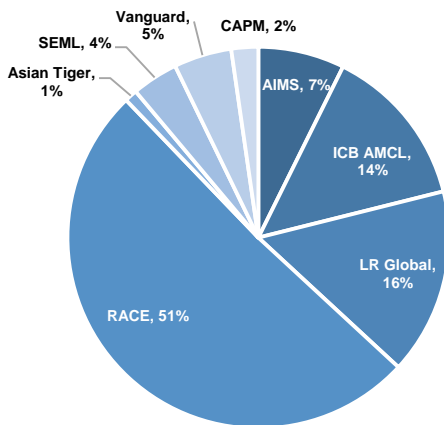
## Weekly Report on Mutual Funds June 04, 2023

Chart 1 - Change in weighted average Price to NAV ratio of



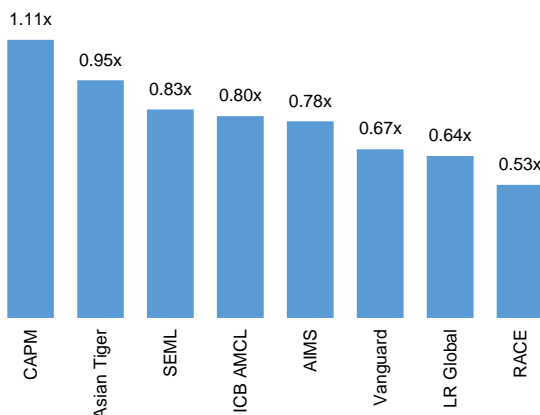
Source: BRAC EPL Research and DSE June 04, 2023

Chart 2 - Market share (AUM) of the fund managers



Source: BRAC EPL Research and DSE June 04, 2023

Chart 3 - Price/NAV of the fund manager



Source: BRAC EPL Research and DSE June 04, 2023

\*Calculated on the basis of total NAV reported in DSE

The fund managers have reported NAV of the closed-ended mutual funds for the week ending on June 01, 2023. Based on the recently reported NAV and today's (June 04, 2023) close prices, the sectoral Price to NAV stood at 0.64x, lower than last week's Price to NAV of 0.65x. On average, price of the mutual funds increased by 0.12% and NAV of mutual funds increased by 1.69% from previous week against a positive 0.47% WoW change in DSEX. Among all the asset managers, RACE performed the best in terms of NAV return of its funds, gaining 3.02% during the week. Among the 36 mutual funds, 33 of them were trading at discount. Market capitalization of 36 funds stood at BDT 37.7 billion (USD 349.3 million), while the Asset Under Management (AUM) of the sector stood at BDT 58.8 billion (USD 545.3 million). RACE holds the highest market share of 50.9% with 10 funds and AUM of BDT 30 billion. The fund manager has the lowest Price/NAV ratio of 0.53x, while LR Global stood at the second lowest Price/NAV ratio of 0.64x. The average daily turnover of the sector stood at BDT 121.5 million in the last trading week, which was 391.0% higher than the previous week's turnover value.

Table 1 - Funds traded with highest discount (top five)

Fund Name	Fund Manager	Traded with Discount	P/NAV	Price (BDT)
First Bangladesh Fixed Income Fund	RACE	53.2%	0.47x	5.00
AB Bank 1st M.F.	RACE	50.3%	0.50x	5.20
Popular Life First M.F.	RACE	50.1%	0.50x	5.10
IFIC Bank 1st M.F.	RACE	49.2%	0.51x	5.10
PHP First M.F.	RACE	48.7%	0.51x	5.20

Source: BRAC EPL Research and DSE June 04, 2023

Table 2 - Top Five funds based on last four weeks NAV return\*

Fund Name	Fund Manager	Ex.R Over DSE	P/NAV	Price (BDT)
EBL NRB M.F.	RACE	5.0%	0.60x	6.50
IFIC Bank 1st M.F.	RACE	3.2%	0.51x	5.10
EXIM Bank 1st M.F.	RACE	3.1%	0.56x	5.80
Trust Bank 1st M.F.	RACE	3.1%	0.53x	5.60
AB Bank 1st M.F.	RACE	2.9%	0.50x	5.20

Source: BRAC EPL Research and DSE June 04, 2023

Table 3 - Top Five funds based on YTD NAV return

Fund Name	Fund Manager	NAV YTD	P/NAV	Price (BDT)
SEML FBLSL Growth Fund	SEML	17.3%	0.83x	8.40
EBL NRB M.F.	RACE	16.3%	0.60x	6.50
ICB AMCL First Agrani Bank Mutual Fund	ICB AMCL	12.1%	0.85x	9.20
Phoenix Finance 1st M.F.	ICB AMCL	11.4%	1.02x	10.00
AIBL 1st Islamic M.F.	LR Global	10.2%	0.72x	7.30

Source: BRAC EPL Research and DSE June 04, 2023

Table 4 - Funds traded with highest premium

Fund Name	Fund Manager	Traded with Premium	P/NAV	Price (BDT)
CAPM IBBL Islamic Mutual Fund	CAPM	29.9%	1.30x	14.80
Prime Finance First M.F.	ICB AMCL	9.9%	1.10x	14.80
Phoenix Finance 1st M.F.	ICB AMCL	2.5%	1.02x	10.00

Source: BRAC EPL Research and DSE June 04, 2023

Chart 4 - YTD NAV Return of Mutual Funds:

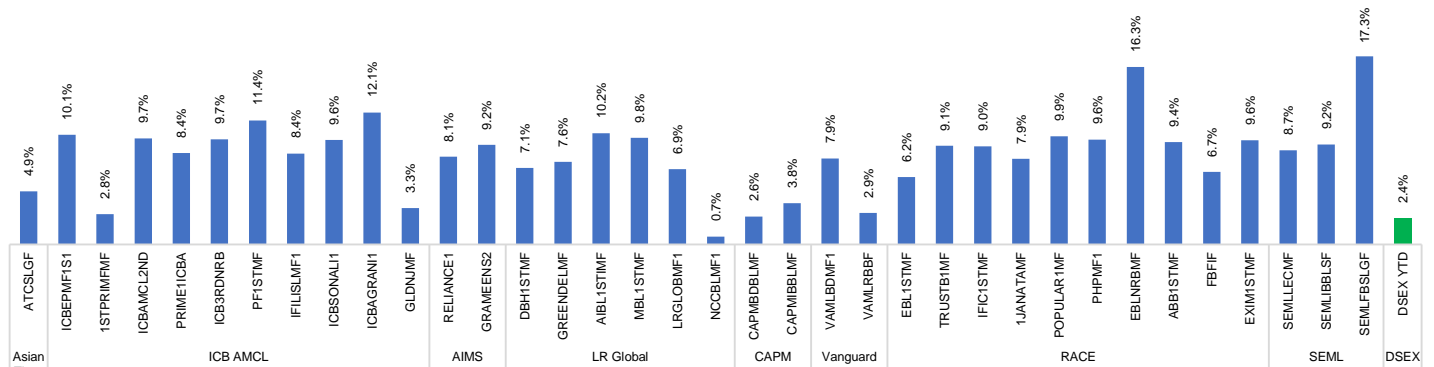


Table 5 - Mutual Fund Sector Matrix

DSE Ticker	Year End	P/NAV	Current Price (BDT)	Latest NAV/unit	MCAP Market Share	Total NAV (BDT MN)	Weekly NAV Return	Weekly Price Return	YTD NAV**	Redemption Year	ADTV Last Week (BDT MN)	Dividend Yield*
<b>AIMS</b>												
RELIANCE1	Jun	0.73x	9.9	13.6	1.6%	822	-0.1%	-1.0%	8.1%	Jul/21	1.8	9.0%
GRAMEENS2	Jun	0.80x	15.2	19.1	7.4%	3,485	0.3%	0.0%	9.2%	Sep/28	3.0	9.3%
<b>Asian Tiger</b>												
ATCSLGF	Jun	0.95x	9.7	10.3	1.6%	633	0.3%	0.0%	4.9%	Mar/25	0.0	5.2%
<b>CAPM</b>												
CAPMBDBLMF	Jun	0.86x	9.9	11.6	1.3%	580	0.6%	0.0%	2.6%	Jan/27	21.4	6.3%
CAPMIBBLMF	Jun	1.30x	14.8	11.4	2.6%	762	0.2%	5.0%	3.8%	Mar/28	19.1	4.1%
<b>ICB AMCL</b>												
ICBEPMF1S1	Jun	0.73x	7.1	9.7	1.4%	727	0.7%	0.0%	10.1%	Jan/30	0.0	6.9%
1STPRIMFMF	Dec	1.10x	14.8	13.5	0.8%	269	-0.1%	0.0%	2.8%	Mar/29	9.2	7.9%
ICBAMCL2ND	Jun	0.83x	8.7	10.4	1.2%	522	0.5%	0.0%	9.7%	Oct/29	0.1	6.7%
PRIME1ICBA	Jun	0.77x	7.7	10.0	2.0%	997	0.3%	0.0%	8.4%	Jan/30	0.0	6.5%
ICB3RDNRB	Jun	0.70x	6.5	9.3	1.7%	933	0.7%	0.0%	9.7%	May/30	0.2	7.6%
PF1STMF	Jun	1.02x	10.0	9.8	1.6%	586	0.6%	1.0%	11.4%	May/30	13.3	4.7%
IFILISLMF1	Jun	0.67x	6.4	9.6	1.7%	960	0.4%	0.0%	8.4%	Nov/20	0.1	6.1%
ICBSONAL1	Jun	0.76x	7.8	10.3	2.1%	1,031	0.3%	0.0%	9.6%	Jun/23	0.1	6.4%
ICBAGRANI1	Jun	0.85x	9.2	10.9	2.4%	1,066	0.3%	0.0%	12.1%	Aug/27	0.0	9.6%
GLDNJMF	Dec	0.89x	9.0	10.1	2.4%	1,011	-0.1%	0.0%	3.3%	Sep/32	8.6	1.3%
<b>LR Global</b>												
DBH1STMF	Jun	0.67x	6.9	10.3	2.2%	1,236	0.1%	0.0%	7.1%	Feb/30	0.4	9.6%
GREENDELMF	Jun	0.68x	6.9	10.1	2.7%	1,521	0.2%	0.0%	7.6%	Sep/30	0.0	9.9%
AIBL1STMF	Mar	0.72x	7.3	10.2	1.9%	1,016	0.1%	0.0%	10.2%	Jan/31	0.7	10.9%
MBL1STMF	Mar	0.63x	6.6	10.6	1.8%	1,056	0.1%	0.0%	9.8%	Feb/31	4.0	12.0%
LRGLOBMF1	Sep	0.61x	6.4	10.5	5.3%	3,270	0.2%	0.0%	6.9%	Sep/31	0.0	9.4%
NCCBLMF1	Dec	0.62x	6.8	10.9	2.0%	1,181	0.1%	0.0%	0.7%	May/32	0.4	8.6%
<b>RACE</b>												
EBL1STMF	Jun	0.76x	7.4	9.8	2.8%	1,417	1.9%	0.0%	6.2%	Aug/29	0.0	8.1%
TRUSTB1MF	Jun	0.53x	5.6	10.6	4.5%	3,232	3.3%	0.0%	9.1%	Jan/30	0.0	11.7%
IFIC1STMF	Jun	0.51x	5.1	10.0	2.5%	1,830	2.9%	0.0%	9.0%	Mar/30	0.4	12.5%
1JANATAMF	Jun	0.62x	6.1	9.8	4.7%	2,852	1.8%	0.0%	7.9%	Sep/30	0.3	11.1%
POPULAR1MF	Jun	0.50x	5.1	10.2	4.0%	3,056	3.3%	0.0%	9.9%	Oct/30	0.3	12.7%
PHPMF1	Jun	0.51x	5.2	10.1	3.9%	2,859	3.6%	0.0%	9.6%	Nov/30	0.2	12.5%
EBLNRBMF	Jun	0.60x	6.5	10.8	3.9%	2,422	6.1%	0.0%	16.3%	May/31	0.0	15.1%
ABB1STMF	Jun	0.50x	5.2	10.5	3.3%	2,502	3.6%	0.0%	9.4%	Jan/32	2.9	12.5%
FBFIF	Jun	0.47x	5.0	10.7	10.3%	8,289	2.1%	0.0%	6.7%	Feb/32	3.1	11.1%
EXIM1STMF	Jun	0.56x	5.8	10.4	2.2%	1,495	3.7%	0.0%	9.6%	Jun/33	0.1	11.5%
<b>SEML</b>												
SEMLLECMF	Jun	0.86x	9.1	10.5	1.2%	526	0.3%	0.0%	8.7%	Oct/25	18.0	5.5%
SEMLIBLSF	Jun	0.81x	8.5	10.5	2.3%	1,046	0.4%	0.0%	9.2%	Feb/27	3.6	7.0%
SEMLFBSLGF	Jun	0.83x	8.4	10.1	1.6%	736	0.6%	0.0%	17.3%	Mar/29	9.6	15.3%
<b>Vanguard</b>												
VAMLBDMF1	Sep	0.63x	7.3	11.6	2.0%	1,213	1.1%	0.0%	7.9%	Oct/25	0.3	6.8%
VAMLRBBF	Dec	0.70x	7.4	10.5	3.1%	1,669	0.9%	0.0%	2.9%	Dec/26	0.0	0.0%

The table above lists fund managers on alphabetical order

\* Dividend Yield is based on latest declarations and price on record date

\*\* YTD NAV is calculated on the basis of calendar year (from Dec 29, 2022)

\*\*\* NAVs of ICB ACML funds were updated on May 30, 2023; NAVs of all other funds were updated on June 01, 2023

\*\*\*\* At the time of preparation, the exchange rate was BDT 107.85 per USD as of Jun 01, 2023

## IMPORTANT DISCLOSURES

**Analyst Certification:** Each research analyst and research associate who authored this document and whose name appears herein certifies that the recommendations and opinions expressed in the research report accurately reflect their personal views about any and all of the securities or issuers discussed therein that are within the coverage universe.

**Disclaimer:** Estimates and projections herein are our own and are based on assumptions that we believe to be reasonable. Information presented herein, while obtained from sources we believe to be reliable, is not guaranteed either as to accuracy or completeness. Neither the information nor any opinion expressed herein constitutes a solicitation of the purchase or sale of any security. As it acts for public companies from time to time, BRAC-EPL may have a relationship with the above mentioned company(s). This report is intended for distribution in only those jurisdictions in which BRAC-EPL is registered and any distribution outside those jurisdictions is strictly prohibited.

**Compensation of Analysts:** The compensation of research analysts is intended to reflect the value of the services they provide to the clients of BRAC-EPL. As with most other employees, the compensation of research analysts is impacted by the overall profitability of the firm, which may include revenues from corporate finance activities of the firm's Corporate Finance department. However, Research analysts' compensation is not directly related to specific corporate finance transaction.

**General Risk Factors:** BRAC-EPL will conduct a comprehensive risk assessment for each company under coverage at the time of initiating research coverage and also revisit this assessment when subsequent update reports are published or material company events occur. Following are some general risks that can impact future operational and financial performance: (1) Industry fundamentals with respect to customer demand or product / service pricing could change expected revenues and earnings; (2) Issues relating to major competitors or market shares or new product expectations could change investor attitudes; (3) Unforeseen developments with respect to the management, financial condition or accounting policies alter the prospective valuation; or (4) Interest rates, currency or major segments of the economy could alter investor confidence and investment prospects.

### BRAC EPL Stock Brokerage Limited

#### Research

Salim Afzal Shawon, CFA	Head of Research	<a href="mailto:salim@bracepl.com">salim@bracepl.com</a>	01708 805 221
Fahim Hassan	Research Analyst	<a href="mailto:fahim.hassan@bracepl.com">fahim.hassan@bracepl.com</a>	01709 636 546
Hossain Zaman Towhidi Khan	Senior Research Associate	<a href="mailto:hztowhidi.khan@bracepl.com">hztowhidi.khan@bracepl.com</a>	01708 805 224
Billal Hossain	Research Associate	<a href="mailto:billal.hossain@bracepl.com">billal.hossain@bracepl.com</a>	01708 805 229
Md. Tanvir Ahmed	Research Associate	<a href="mailto:mtanvir.ahmed@bracepl.com">mtanvir.ahmed@bracepl.com</a>	01708 805 201
Syed Tawsifuzzaman	Research Associate	<a href="mailto:s.tawsifuzzaman@bracepl.com">s.tawsifuzzaman@bracepl.com</a>	01708 805 202

#### International Trade and Sales

Ahsanur Rahman Bappi	Chief Executive Officer	<a href="mailto:bappi@bracepl.com">bappi@bracepl.com</a>	01730 357 991
----------------------	-------------------------	--	---------------



**Website**  
[www.bracepl.com](http://www.bracepl.com)

**Address**  
Symphony, Plot No. S.E. (F) - 9,  
Road No. 142, Gulshan-1, Dhaka

**E-Mail:**  
Research : [research@bracepl.com](mailto:research@bracepl.com)  
Sales : [fttrader@bracepl.com](mailto:fttrader@bracepl.com)

**Contact**  
Phone: +880 2 985 2446-50  
Fax : +880 2 985 2451