

## MACROECONOMY

## EXCHANGE RATE

Currency	Buying	Selling
USD	122.25	122.31
EUR	142.32	142.41
GBP	162.95	163.07

## MONEY MARKET

Indicator	Current	Previous
Call Money	9.97	9.95
Repo (Policy)	10.00	9.50
Reverse Repo (Policy)	8.00	8.50

## FOREX RESERVE

Month	MN US\$
October, 2025	32,335.20
September, 2025	31,426.80
July, 2024	25,823.60

## REMITTANCE

Month	MN US\$	BN TK.
October, 2025	2,563.48	312.65
July, 2025	2,477.87	302.21
July, 2024	1,913.77	225.69

## T-BILL &amp; T-BOND RATES

Particulars	Rates (%)
91 days T-Bill	10.14
182 days T-Bill	10.14
364 days T-Bill	10.25
2 Years T-Bond	10.10

## COMMODITY MARKET

Commodity	Unit	Close Price	Change (%)
Crude Oil (Brent)	USD/Bbl	63.75	0.01
Gold	USD/t.oz	4198.86	(0.00)
Wheat	USD/bu	537	(0.01)
Natural gas	USD/MMBtu	5.289	0.04

## BANK DEPOSIT

Particulars	Sep. 2025	Sep. 2024
Demand Deposits	1,956,548	1,923,236
Time Deposits	17,190,897	17,039,318
Total Deposit	19,147,445	18,962,554
Total Advances	17,428,545	16,431,604

## CAPITAL MARKET

## MARKET SUMMARY

Market Movement	Today	Prev. Day	Change	% Change
<b>DHAKA STOCK EXCHANGE (DSE)</b>				
DSE BROAD INDEX (DSEX)	4873	4887	(14)	↓ -0.28%
DSE BLUECHIP SHARE INDEX (DS30)	1886	1892	(6)	↓ -0.29%
Market Capitalization	6,839,831	6,847,620	(7789)	↓ -0.11%
Market Turnover (Tk. In MN)	2676	3644	(967)	↓ -26.55%
<b>CHITTAGONG STOCK EXCHANGE (CSE)</b>				
CSE50	1055	1058	(3.01)	↓ -0.28%
CASPI	13685	13747	(62.60)	↓ -0.46%
Trade Volume (MN)	5.46	3.95	1.50	↑ 38.05%
Market Turnover (MN)	139.55	138.10	1.45	↑ 1.05%

## TOP 10 LOW P/E COMPANIES

Instrument	Sector	P/E
SHAHJABANK	BANK	4.69
JAMUNABANK	BANK	4.71
CITYBANK	BANK	5.05
PRIMEBANK	BANK	5.31
EBL	BANK	6.15
UTTARABANK	BANK	6.16
SOUTHEASTB	BANK	6.16
TRUSTBANK	BANK	6.25
MTB	BANK	6.33
ONEBANKPLC	BANK	6.36

## INTRA DAY HIGHLIGHTS

Listed Securities	A	B	N	Z	Total
Issues Advanced	52	24	0	34	110
Issues Declined	123	44	0	42	209
Issues Unchanged	38	9	0	21	68
<b>Total Issues Traded</b>	<b>213</b>	<b>77</b>	<b>0</b>	<b>97</b>	<b>387</b>

## RECENT CORPORATE DECLARATIONS

Company	YR End	Div/Ofr Price	Record Date	AGM/RGT
BDTHAI	30-Jun-25	0%	14-Dec-25	30-Dec-25
FORTUNE	30-Jun-25	0.5% C	15-Dec-25	30-Dec-25
GOLDENSON	30-Jun-25	0%	15-Dec-25	30-Dec-25
SAMATALETH	30-Jun-25	0%	18-Dec-25	31-Dec-25

## TODAY'S TOP 10 MARKET MOVERS

Instrument	LTP	High	Low	YCP	Close	% Chg	Value (MN)
ORIONINFU	378.60	380.00	360.00	365.00	379.00	↑ 0.04	170.16
KBPPWBIL	54.90	58.50	54.50	58.00	55.00	↓ -0.05	115.35
DOMINAGE	26.20	26.20	25.50	25.40	26.00	↑ 0.02	88.99
MIDLANDBNK	18.20	18.70	17.70	17.60	18.00	↑ 0.02	78.41
BDTHAIFOOD	16.40	18.30	15.60	16.70	16.00	↓ -0.04	75.56
ANWARGALV	81.20	87.70	80.50	87.10	81.00	↓ -0.07	61.36
SIMTEX	23.80	24.90	23.50	23.50	24.00	↑ 0.02	59.39
LOVELLO	67.60	72.80	66.90	71.20	68.00	↓ -0.04	51.37
MPETROLEUM	212.40	214.80	212.00	214.10	212.00	↓ -0.01	46.96
FINEFOODS	338.10	339.00	326.00	325.80	338.00	↑ 0.04	45.66

## TODAY'S TOP 5 GAINERS &amp; LAGGERS

Instrument	Close	High	Low	YCP	Change	% Change
SAPORTL	41.10	41.90	38.30	38.20	2.90	7.59%
GREENDELMF	3.00	3.00	2.80	2.80	0.20	7.14%
SHEPHERD	13.80	14.10	13.00	12.90	0.90	6.98%
TOSRIFA	17.50	18.10	16.50	16.50	1.00	6.06%
GOLDENSON	11.00	11.30	10.20	10.40	0.60	5.77%
FASFIN	0.81	0.81	0.81	0.90	-0.09	-10.00%
KPPL	16.80	16.80	16.80	18.60	-1.80	-9.68%
BDTHAI	11.70	11.70	11.70	12.90	-1.20	-9.30%
PRIMEFIN	1.20	1.20	1.20	1.30	-0.10	-7.69%
GHCL	20.40	20.40	20.00	22.00	-1.60	-7.27%

## WEEKLY TOP 5 GAINERS

Instrument	LTP	LWCP	Change	% Chg
ZEALBANGLA	145.30	90.60	54.70	60%
BDTHAIFOOD	16.40	11.60	4.80	41%
STANCERAM	76.40	60.50	15.90	26%
SHEPHERD	13.80	11.30	2.50	22%
BDWELDING	11.50	9.90	1.60	16%

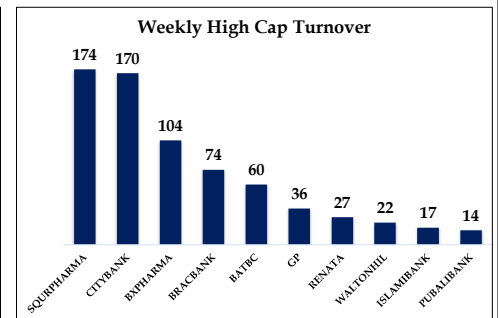
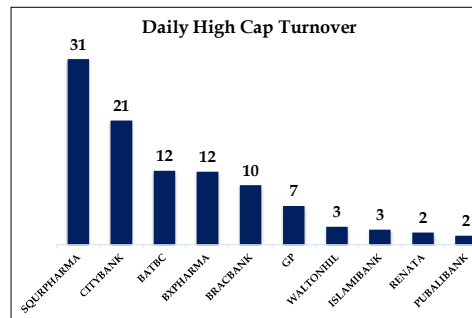
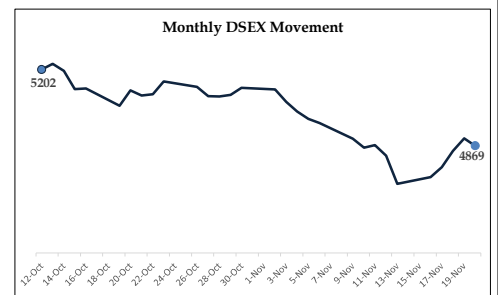
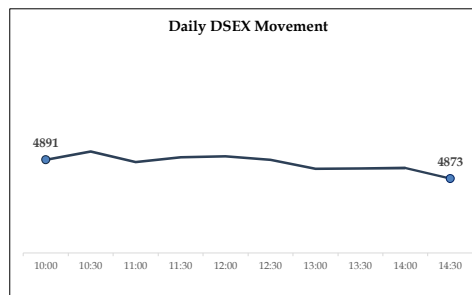
## WEEKLY TOP 5 LAGGERS

Instrument	LTP	LWCP	Chg	% Chg
ILFSL	0.73	1.00	-0.27	-27%
GSPFINANCE	1.50	2.10	-0.60	-29%
PRIMEFIN	1.20	1.70	-0.50	-29%
BIFC	1.70	2.50	-0.80	-32%
FASFIN	0.81	1.30	-0.49	-38%

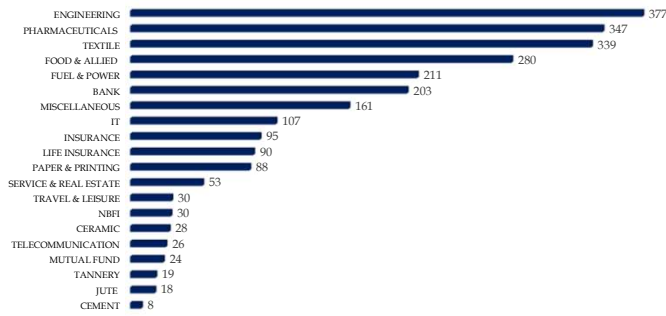
## STATUS: HIGH CAP COMPANIES

Company	FF Mkt. Cap (MN)	Turnover (MN)	
		Daily	Weekly
SQURPHARMA	101,060	31	174
BRACBANK	70,305	10	74
ISLAMIBANK	57,695	3	17
WALTONHIL	43,965	3	22
GP	37,565	7	36
BATBC	35,408	12	60
BXPBARMA	34,256	12	104
PUBALIBANK	27,192	2	14
CITYBANK	25,421	21	170
RENATA	22,085	2	27

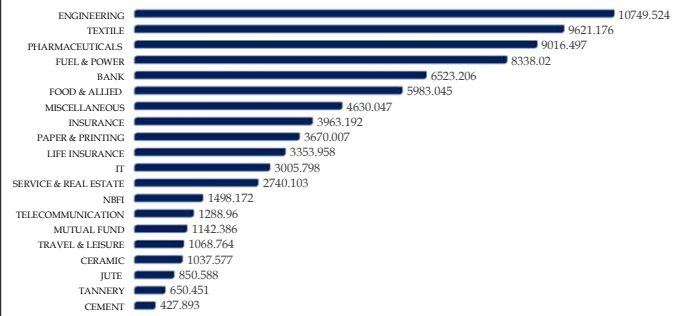
## MARKET MOVEMENT



Daily Sector Wise Turnover Bdt (MN)



Monthly Sector Wise Turnover Bdt (MN)



Sector	Mkt Cap (BDT BN)	Sector Return	PE(x)	Daily Turonver (BDT MN)	Turnover Δ%	Turnover as % of Mkt. Cap
JUTE	2,555.25	-0.68%	26.63	127.62	-3.95%	4.99%
TRAVEL & LEISURE	31,580.44	-1.77%	13.37	781.83	65.97%	2.48%
IT	21,550.35	-1.76%	14.76	61.43	84.86%	0.29%
CERAMIC	16,589.05	-0.83%	81.97	34.65	-90.64%	0.21%
NBFI	82,462.56	-0.18%	9.72	229.16	42.78%	0.28%
TEXTILE	108,806.12	0.10%	10.17	592.74	1509.04%	0.54%
TANNERY	20,256.56	-0.49%	52.46	345.98	813.30%	1.71%
ENGINEERING	245,387.24	-0.55%	10.22	34.81	-79.74%	0.01%
INSURANCE	121,253.66	-0.52%	12.74	56.13	-71.88%	0.05%
PAPER & PRINTING	19,446.28	-1.58%	22	238.77	285.31%	1.23%
FOOD & ALLIED	235,907.99	0.11%	16.32	40.84	-90.23%	0.02%
CEMENT	85,413.85	-0.22%	12.55	29.01	-76.30%	0.03%
BANK	635,801.35	-2.22%	5.85	10.86	-62.49%	0.00%
MISCELLANEOUS	195,101.00	-7.77%	23.99	145.02	121.10%	0.07%
FUEL & POWER	271,315.26	-0.87%	4.31	45.40	-92.11%	0.02%
TELECOMMUNICATION	545,582.94	-0.10%	13.28	379.44	18.02%	0.07%
SERVICE & REAL ESTATE	19,702.26	3.47%	12.05	58.38	-19.95%	0.30%
PHARMACEUTICALS	525,479.80	-1.11%	8.94	268.55	606.18%	0.05%

Script	Turnover as % of Free Float	Return %	Close Price	P/E	RSI (14)	Williams (14)	SMA (20)	SMA (200)
BDTHAIFOOD	8.78%	-0.30%	16.40	11.92	80.76	0.00	10.89	13.98
SHYAMPSUG	5.55%	18.20%	200.20	-1322.86	47.57	-51.72	182.06	146.88
DOMINAGE	4.74%	0.80%	26.20	17.14	73.74	-26.47	22.91	14.90
SIMTEX	4.59%	0.30%	23.80	22.69	35.33	-91.67	30.55	20.31
INTECH	4.21%	-1.80%	25.70	-0.53	50.84	-36.24	25.27	23.95
BDTHAI	4.06%	-1.20%	11.70	28.60	66.86	-27.45	10.50	12.85
ANWARGALV	3.87%	-5.90%	81.20	4.24	48.10	-54.86	91.92	70.98
ORIONINFU	3.72%	13.60%	378.60	16.59	40.61	-41.83	368.52	405.03
APEXSPINN	3.61%	6.40%	161.10	84.72	58.01	-36.27	147.75	119.49
CLICL	3.48%	1.80%	51.10	8.94	56.07	-5.77	44.69	49.22

## MARKET NEWS:

SYMBOL	SUBJECT	NEWS
OIMEX	Q1 Financials	EPS was Tk. (0.29) for July-September 2025 as against Tk. 0.01 for July-September 2024. NAV per share was Tk. 2.98 as on September 30, 2025 and Tk. 3.27 as on June 30, 2025.
GENEXIL	Dividend Declaration	The Board of Directors has recommended 1% Cash Dividend excluding Sponsors and Directors for the year ended June 30, 2025.
GHCL	Dividend Declaration	The Board of Directors has recommended No Dividend for the year ended June 30, 2025.

## DISCLAIMER

This report (The Daily Market Insight) has no regard to the specific investment objectives, financial situation or particular needs of any specific recipient. The report is published solely for informational purposes and is not to be construed as a solicitation or an offer to buy or sell any security. The report is based on information obtained from sources believed to be reliable but is neither guaranteed as being accurate, nor is it a complete statement or summary of the securities, markets or developments referred to in the report. The report should not be regarded by recipients as a substitute for the exercise of their own judgment. Any opinions expressed herein are subject to change without notice. Neither BRAC EPL Investments Limited nor any of its employees accept no liability whatsoever for any loss or damage of any kind arising out of the use all or any part of this report. The information provided in this document is not intended for distribution to, or use by, any person or entity in any jurisdiction or country where such distribution or use would be contrary to law or regulation or which would subject BRAC EPL Investments Limited or its affiliates to any registration requirement within such jurisdiction or country. No part of this report may be reproduced or distributed in any manner without the written permission of BRAC EPL Investments Limited. This disclaimer applies to the Report in their entirety, irrespective of whether the Report is used or viewed in whole or in part.

## BRAC EPL INVESTMENTS LIMITED

MD. ABDULLAH ABU SYADE, HEAD OF STRATEGY & INVESTMENT	TAWHIDUL ISLAM, RESEARCH INTERN
	MOHAMMAD MIFTAHUL ISLAM MIA, RESEARCH INTERN